

[54] CRIB FOOTBOARD

[75] Inventors: Merlin A. Brunner, New London; Harvey J. Draheim, Weyauwega, both of Wis.

[73] Assignee: Simmons Juvenile Products Company, Inc., New London, Wis.

[**] Term: 14 Years

[21] Appl. No.: 75,922

[22] Filed: Jul. 20, 1987

[52] U.S. Cl. D6/508

[58] Field of Search D6/382, 383, 388, 393-395, D6/505-508

[56] References Cited

U.S. PATENT DOCUMENTS

D. 72,739	5/1927	Stuart	D6/507
D. 277,157	1/1985	Mower et al.	D6/388 X
D. 286,718	11/1986	Brunner et al.	D6/393 X
D. 287,681	1/1987	Brunner et al.	D6/393 X
D. 290,322	6/1987	Suvak et al.	D6/508

Primary Examiner—Bruce W. Dunkins

Assistant Examiner—Janice E. Seeger
Attorney, Agent, or Firm—Hoffmann & Baron

[57] CLAIM

The ornamental design for a crib footboard, as shown and described.

DESCRIPTION

FIG. 1 is a front elevation view of a crib footboard showing our new design;

FIG. 2 is a side elevation view thereof, the opposite side being a mirror image thereof;

FIG. 3 is a top plan view thereof;

FIG. 4 is a bottom plan view thereof;

FIG. 5 is a sectional view taken along line 5—5 in FIG. 1;

FIG. 6 is a sectional view taken along line 6—6 of FIG. 1;

FIG. 7 is a sectional view taken along line 7—7 in FIG. 1; and

FIG. 8 is a sectional view taken along line 8—8 in FIG. 1.

The rear surface of the crib footboard is conventional in appearance.

The caster members shown in broken lines are for illustration purposes only.

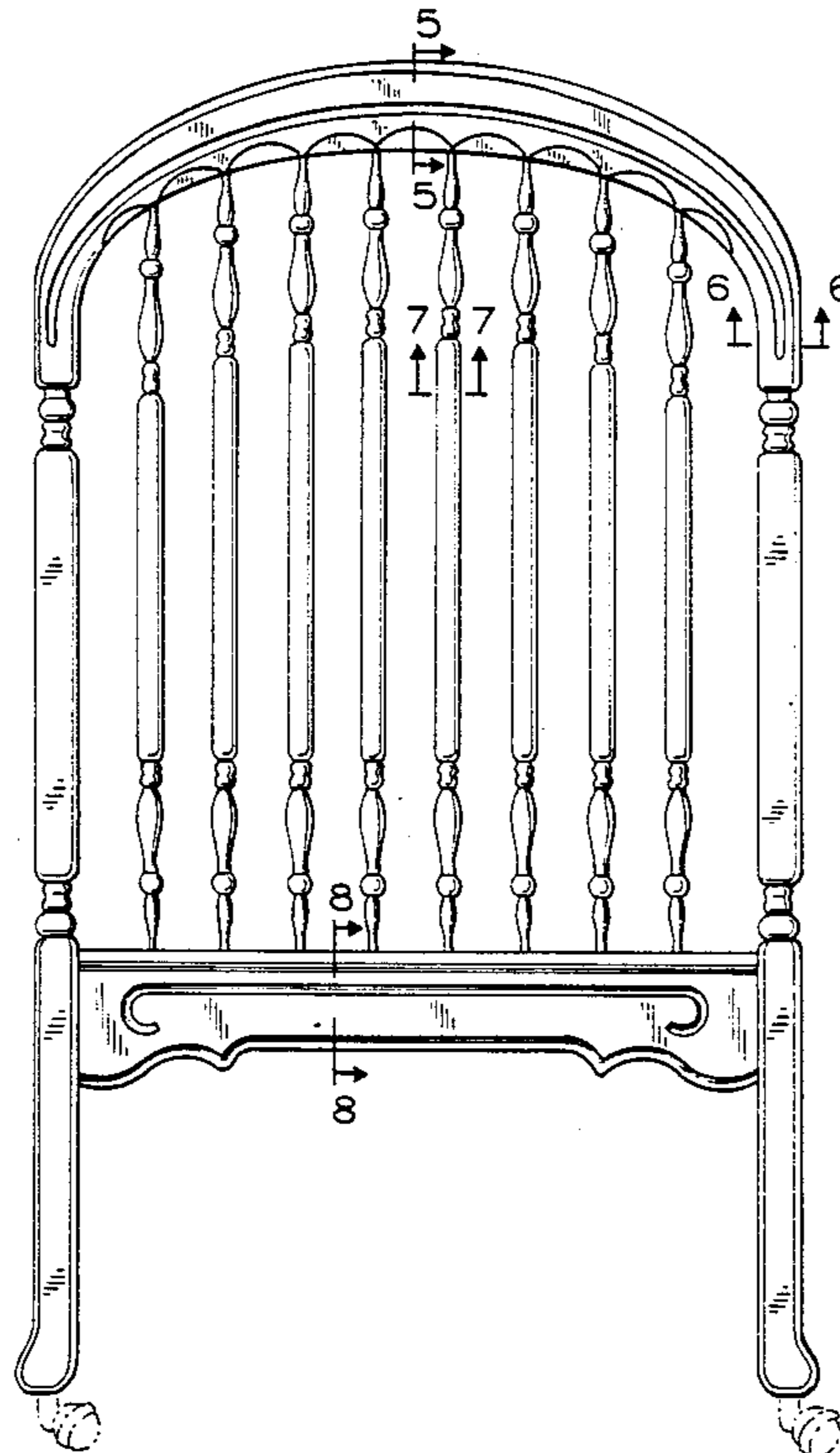




FIG. 3

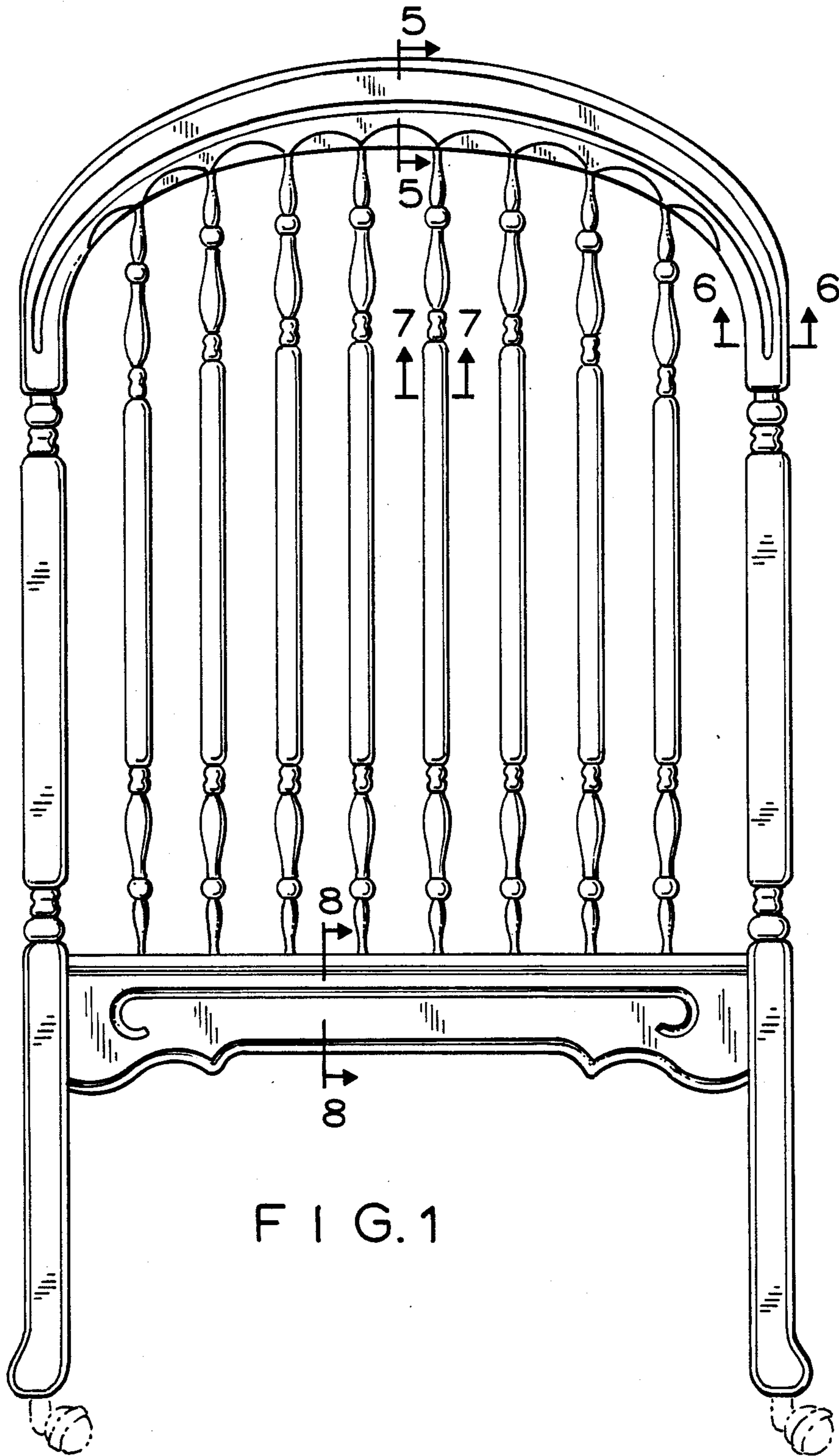


FIG. 1




FIG. 2

FIG. 4




FIG. 5

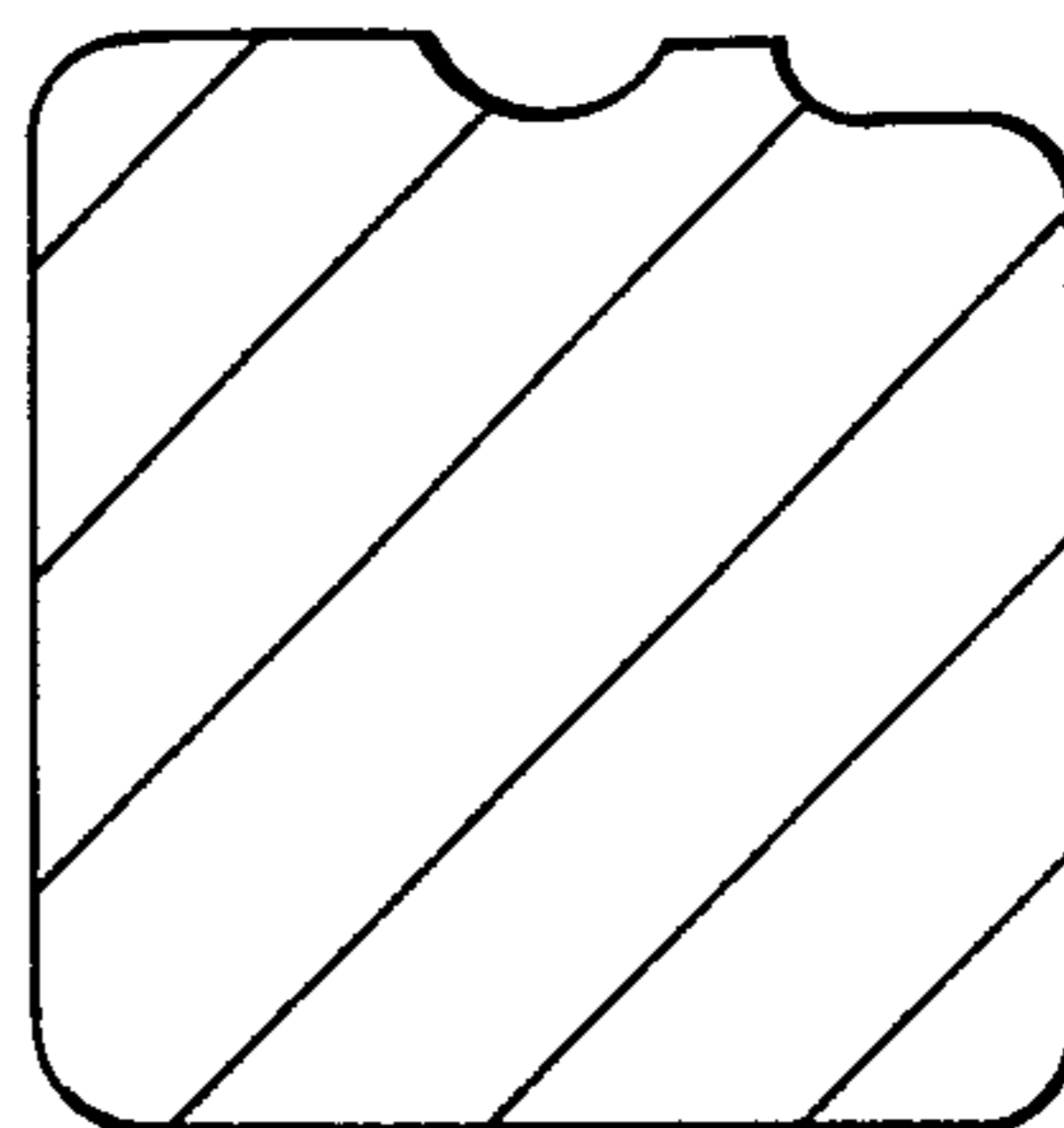


FIG. 6

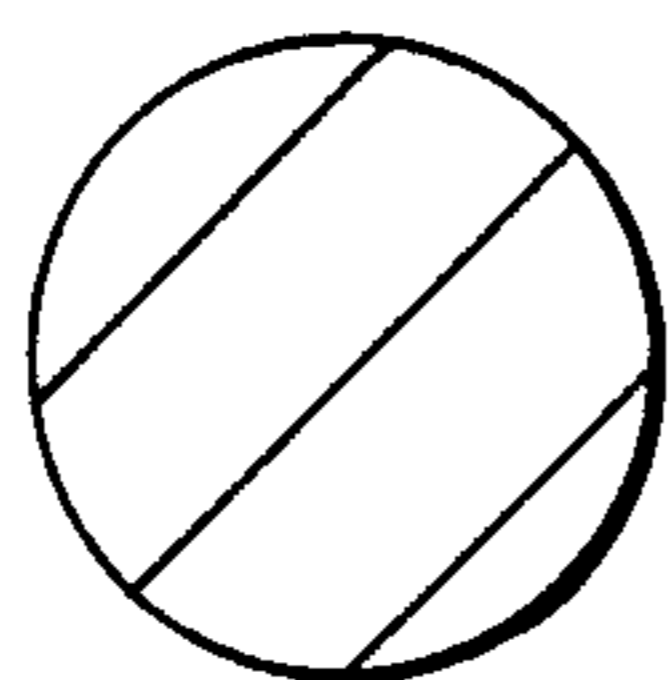


FIG. 7

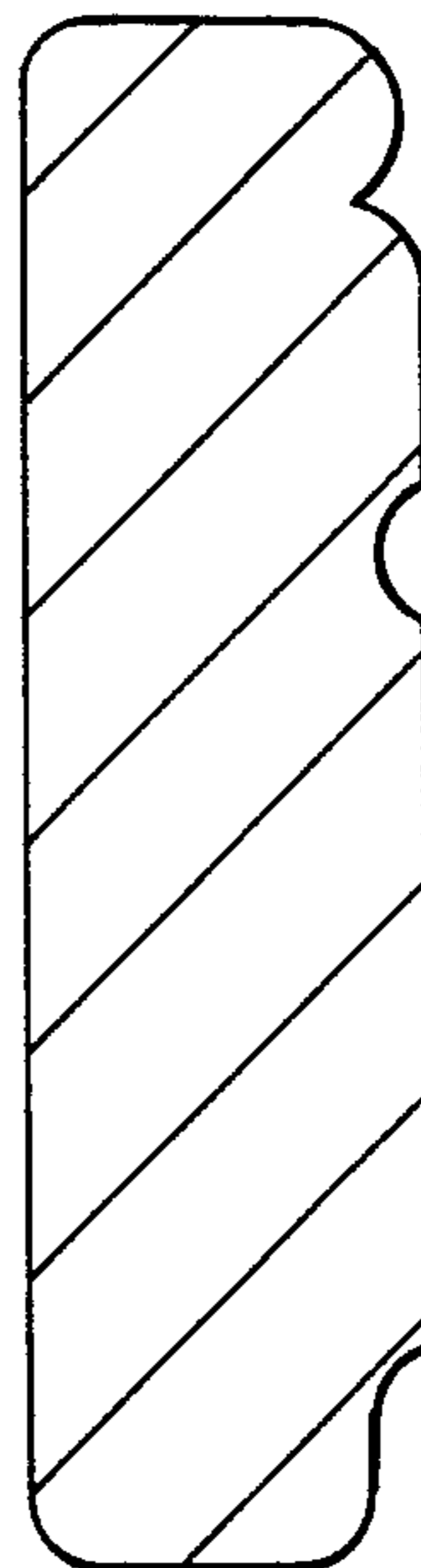


FIG. 8