

[54] PICTURE FRAME JOINING DEVICE
[75] Inventor: Eugene J. Cox, Richmond, Va.
[73] Assignee: Thumbnail Company, Bellingham, Wash.
[**] Term: 14 Years
[21] Appl. No.: 16,236
[22] Filed: Feb. 19, 1987
[52] U.S. Cl. D6/300
[58] Field of Search D6/300-314;
D8/394, 382, 349; 403/292, 294-295, 401, 402;
40/152, 152.1, 152.2

[56] References Cited
U.S. PATENT DOCUMENTS
1,537,678 5/1925 Jensen 403/294
Primary Examiner—Bernard Ansher

Assistant Examiner—Terry A. Pfeffer
Attorney, Agent, or Firm—Darby & Darby
[57] CLAIM
The ornamental design for a picture frame joining device, as shown and described.

DESCRIPTION
FIG. 1 is a perspective view of a picture frame joining device showing my new design;
FIG. 2 is a top plan view thereof, the frame shown in broken lines for illustrative purposes only;
FIG. 3 is a front elevational view thereof;
FIG. 4 is a side elevational view thereof;
FIG. 5 is a bottom plan view thereof;
FIG. 6 is a perspective view of a second embodiment of that shown in FIG. 1;
FIG. 7 is a top plan view of FIG. 6;
FIG. 8 is a front elevational view of FIG. 6;
FIG. 9 is a side elevational view of FIG. 6; and
FIG. 10 is a bottom plan view of FIG. 6.




FIG. 1




FIG. 2

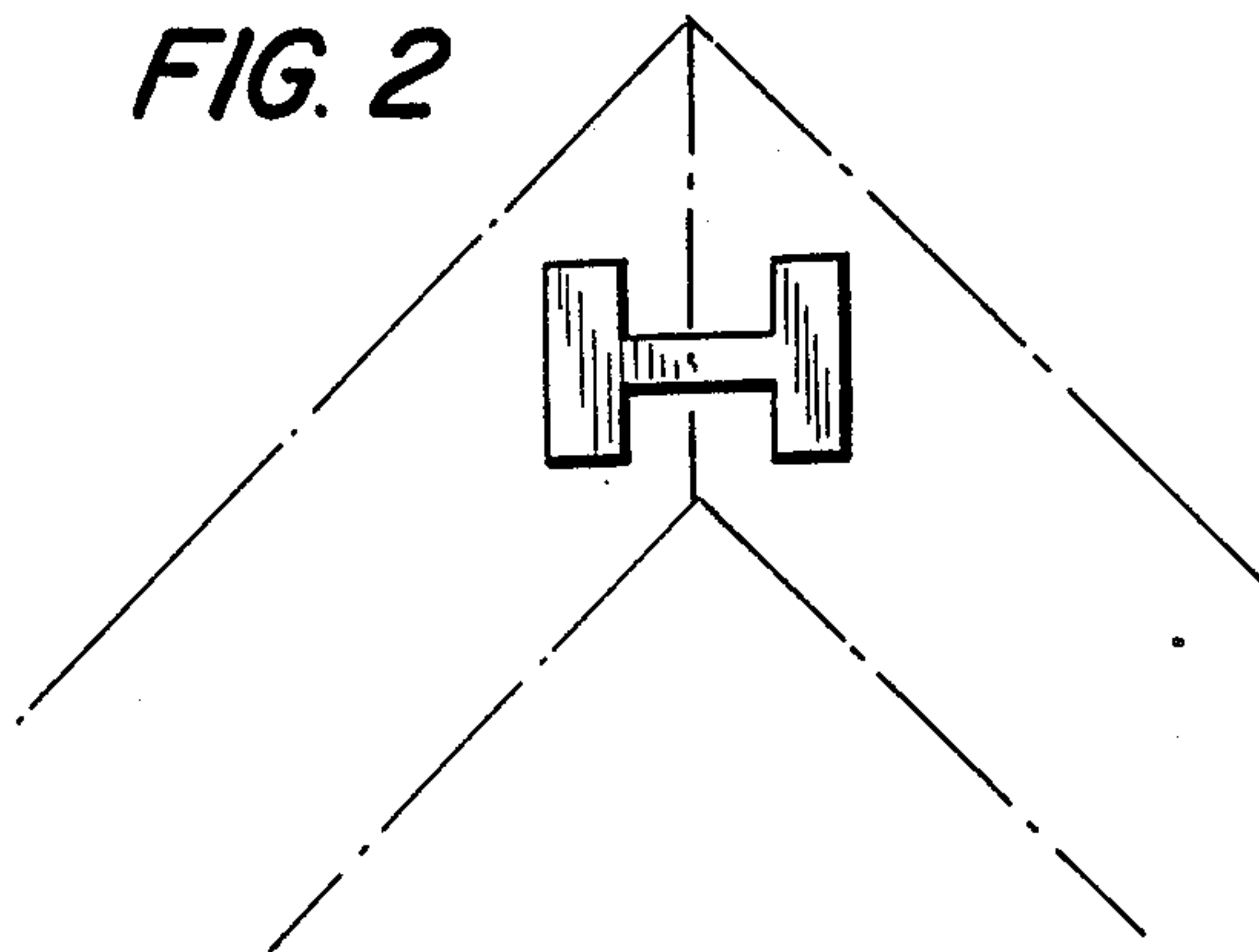


FIG. 3

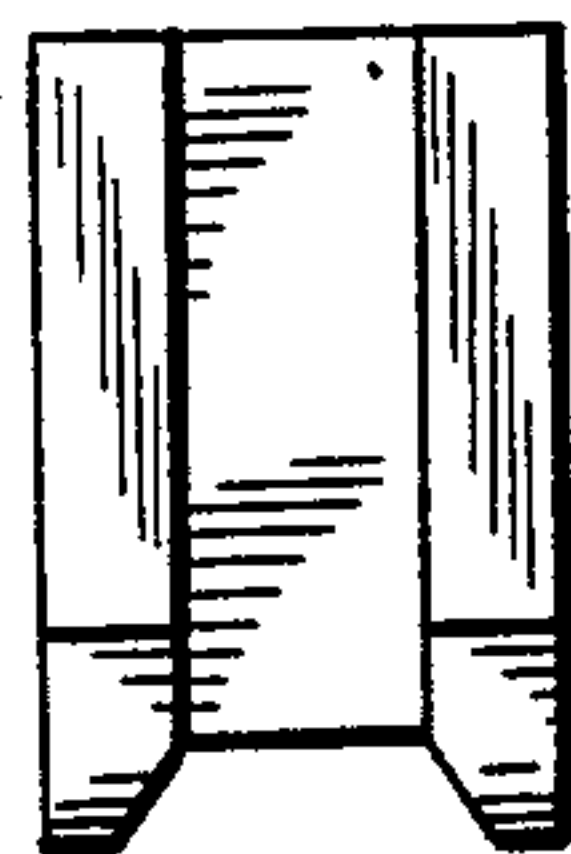


FIG. 4




FIG. 5




FIG. 6

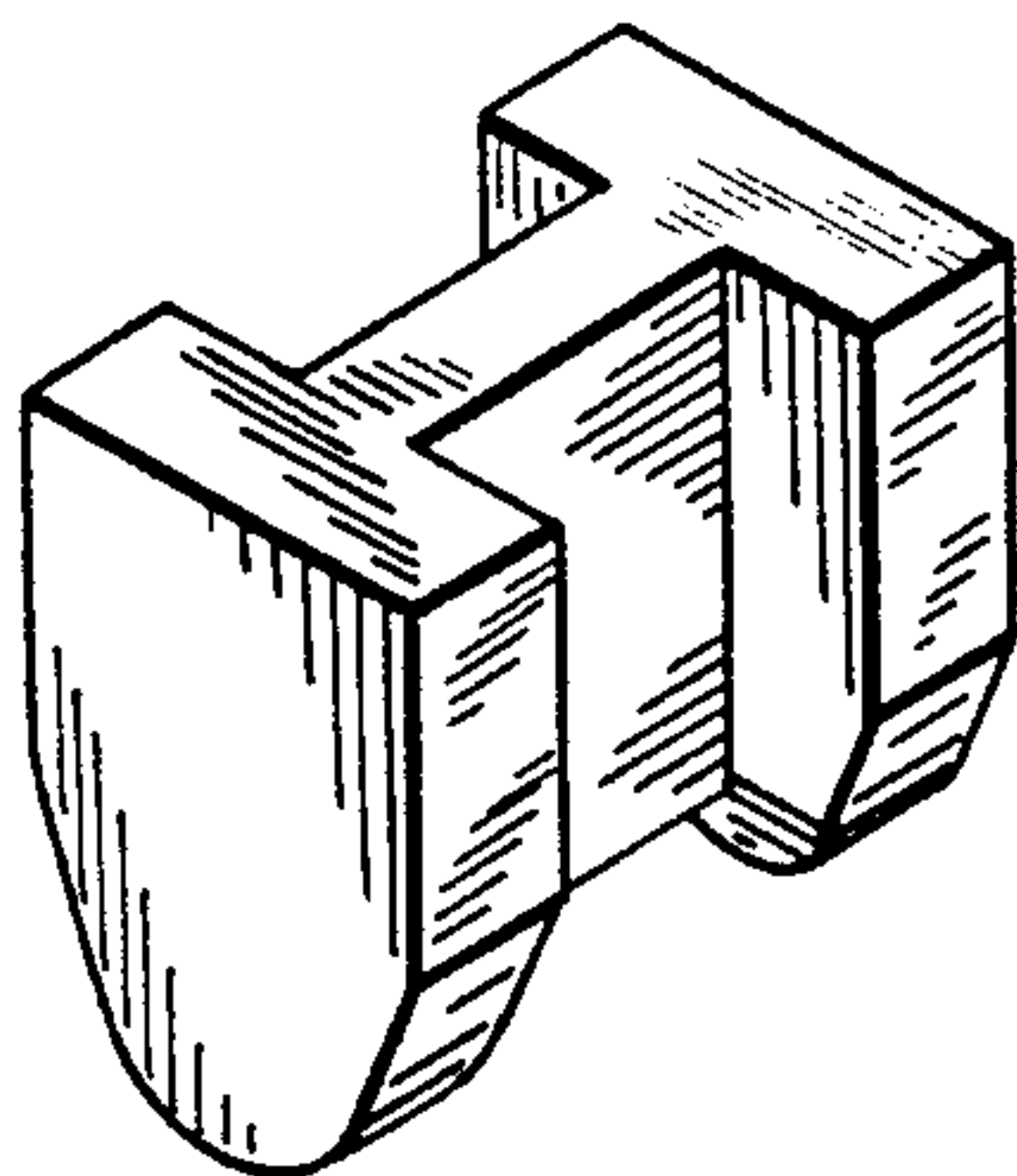


FIG. 7



FIG. 9



FIG. 8




FIG. 10

