

[54] **WRITING CASE**

[75] **Inventor: Toshiaki Nakata, Tokyo, Japan**

[73] **Assignee: Plus Corporation, Tokyo, Japan**

[**] **Term: 14 Years**

[21] **Appl. No.: 2,683**

[22] **Filed: Jan. 12, 1987**

[30] **Foreign Application Priority Data**

Jul. 15, 1986 [JP] Japan 61-27640

[52] **U.S. Cl. D3/74; 43/54.1;
D19/85; 206/371**

[58] **Field of Search D3/106, 104; 43/54.1;
D19/81, 83, 100, 84, 85; 206/235, 214, 252, 371,
581**

[56] **References Cited**

U.S. PATENT DOCUMENTS

D. 173,896 1/1955 Crea D19/85

D. 291,947 9/1987 Nakata D19/85 X

FOREIGN PATENT DOCUMENTS

10316 7/1880 Fed. Rep. of Germany 206/252

30472 of 1910 United Kingdom 206/252

Primary Examiner—James R. Largen

Assistant Examiner—Y. Brunot

Attorney, Agent, or Firm—Darby & Darby

[57] **CLAIM**

The ornamental design for a writing case, as shown and described.

DESCRIPTION

FIG. 1 is a front elevational view of a writing case showing my new design, with the cover in the closed position;

FIG. 2 is a rear elevational view thereof;

FIG. 3 is a right side elevational view, the left side being a mirror image thereof;

FIG. 4 is a top plan view thereof;

FIG. 5 is a bottom plan view thereof;

FIG. 6 is a cross-sectional view taken medially and as seen from the left of FIG. 1;

FIG. 7 is a front elevational view thereof showing the cover in an open position;

FIG. 8 is a rear elevational view of FIG. 7;

FIG. 9 is a right side elevational view of FIG. 7, the left side being a mirror image thereof;

FIG. 10 is a top plan view of FIG. 7;

FIG. 11 is a bottom plan view of FIG. 7;

FIG. 12 is a right, front perspective view of a writing case as shown in FIG. 1; and

FIG. 13 is a top, right perspective view of a writing case showing the lid in an open position and supporting said case.




FIG. 4.



FIG. 6. *FIG. 1.*


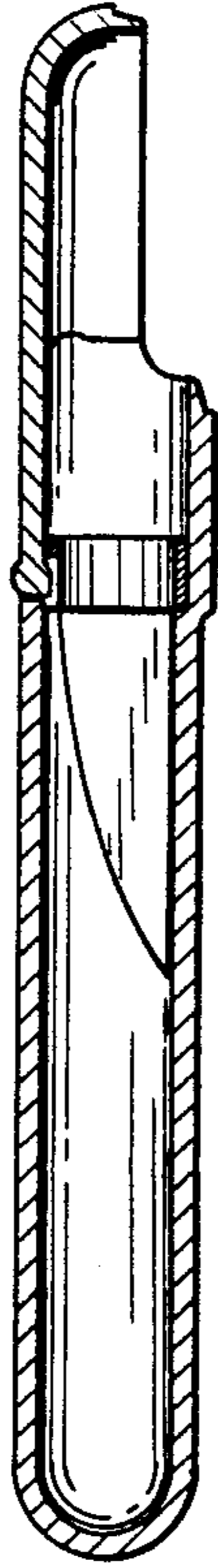


FIG. 3.

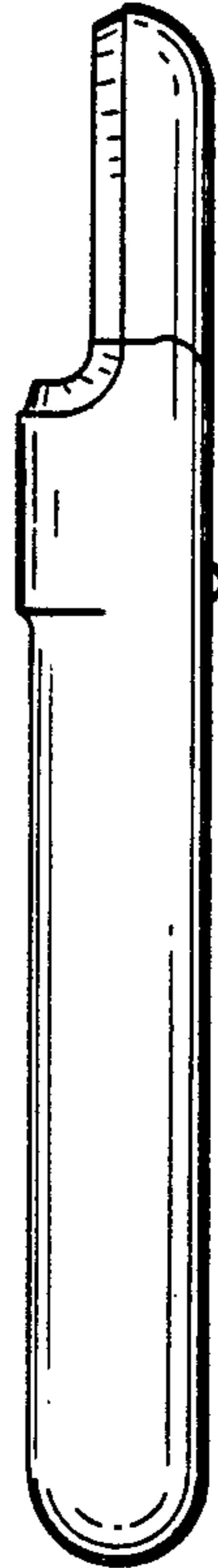


FIG. 5.




FIG. 10.

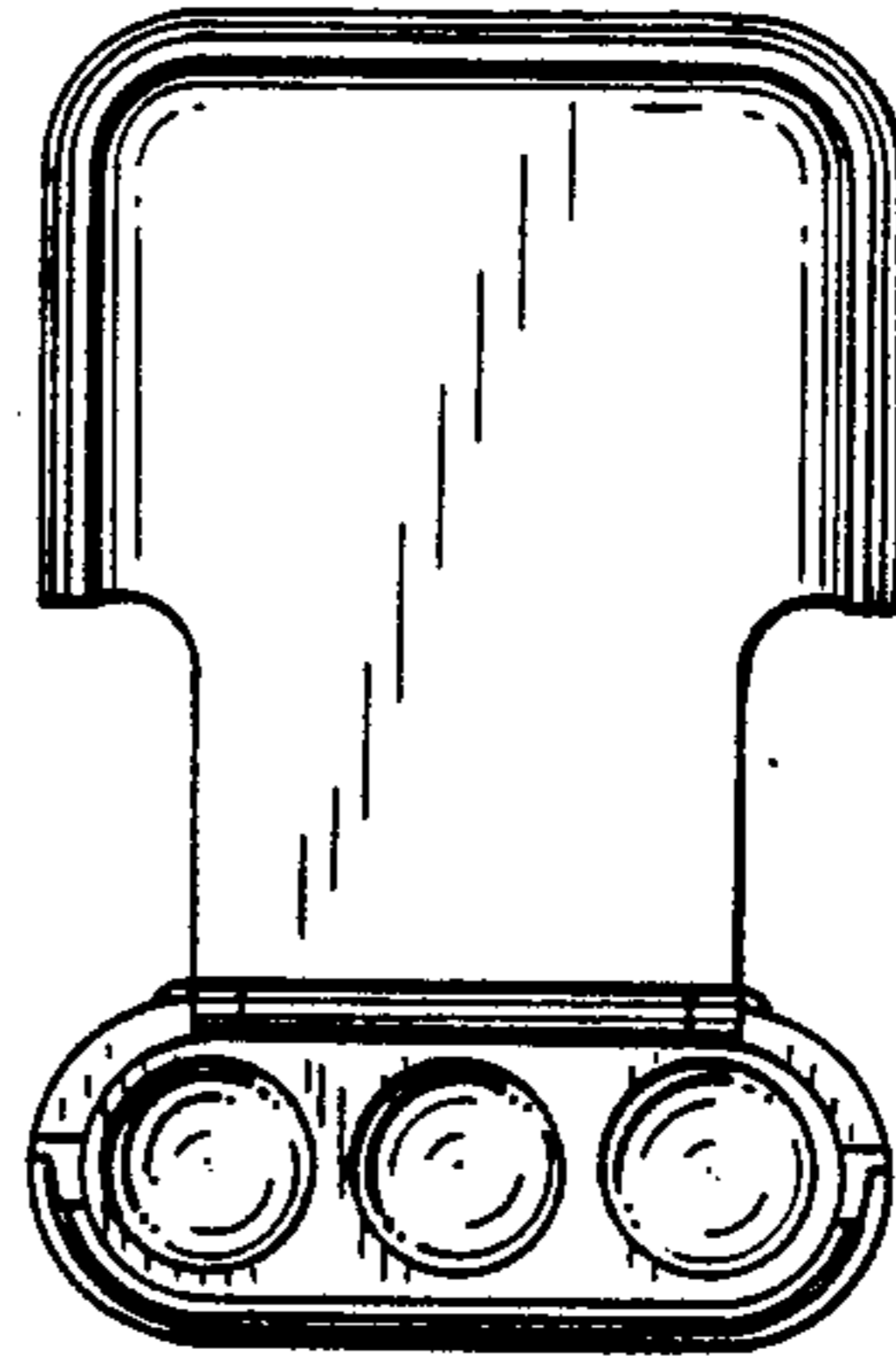


FIG. 2.

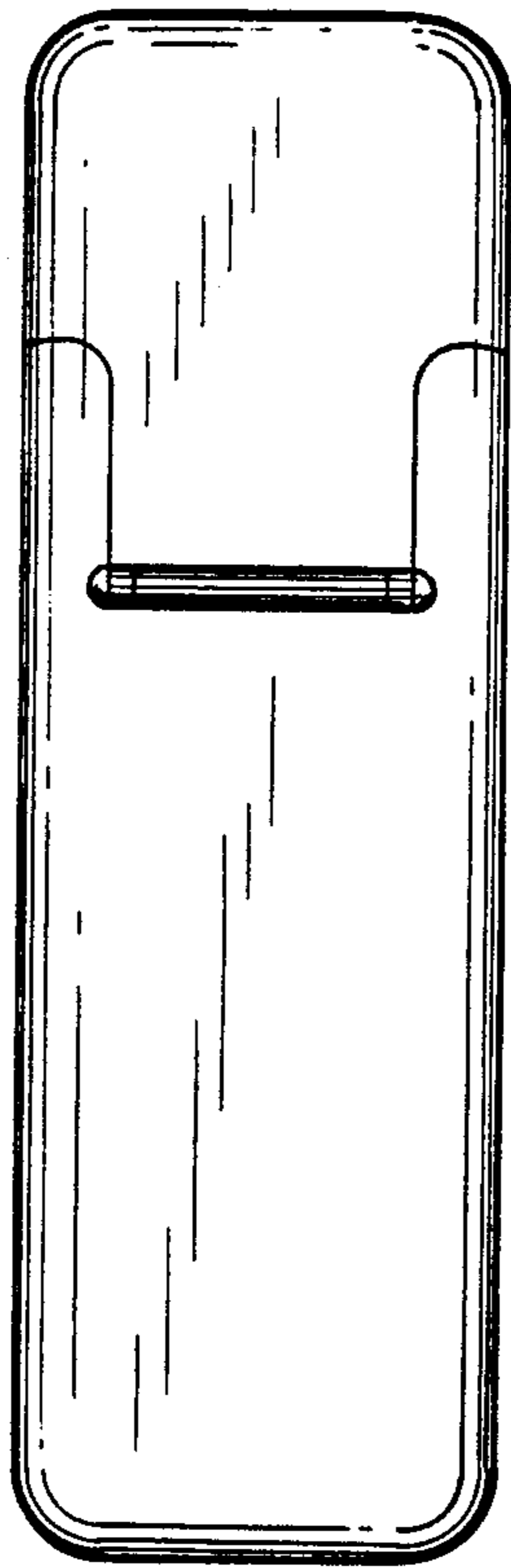


FIG. 7.




FIG. 11.

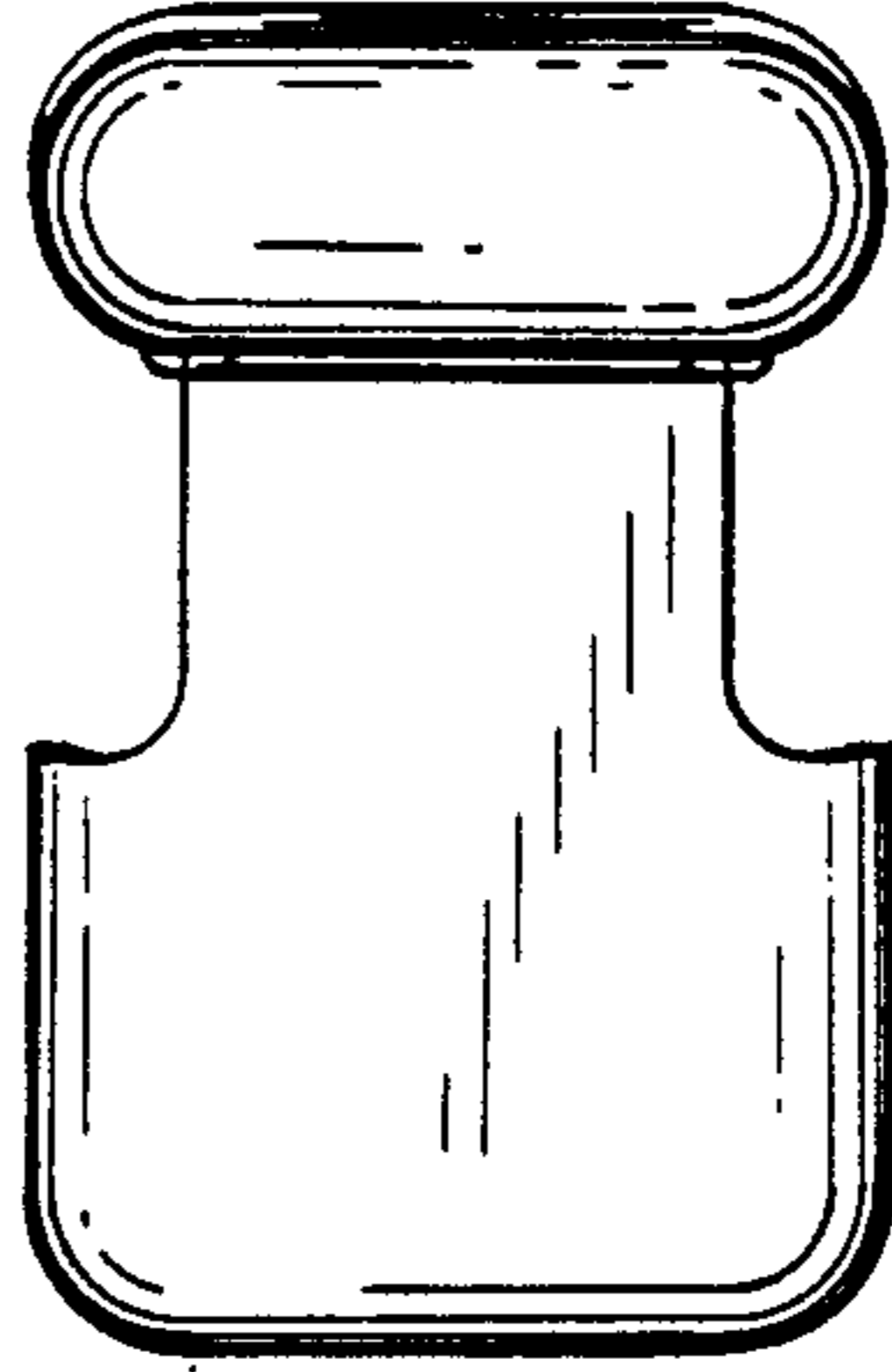


FIG. 9.

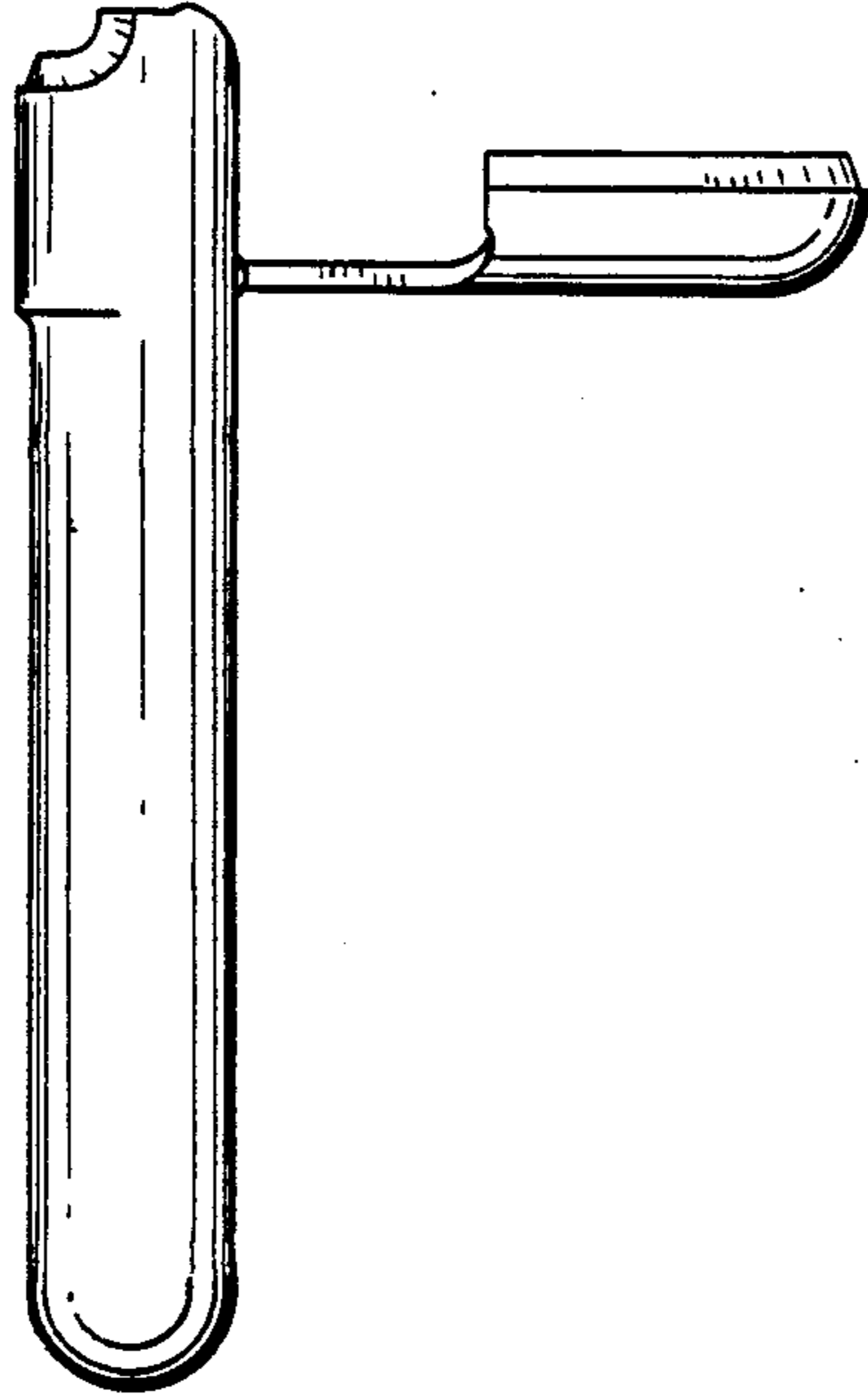


FIG. 8.




FIG. 12.

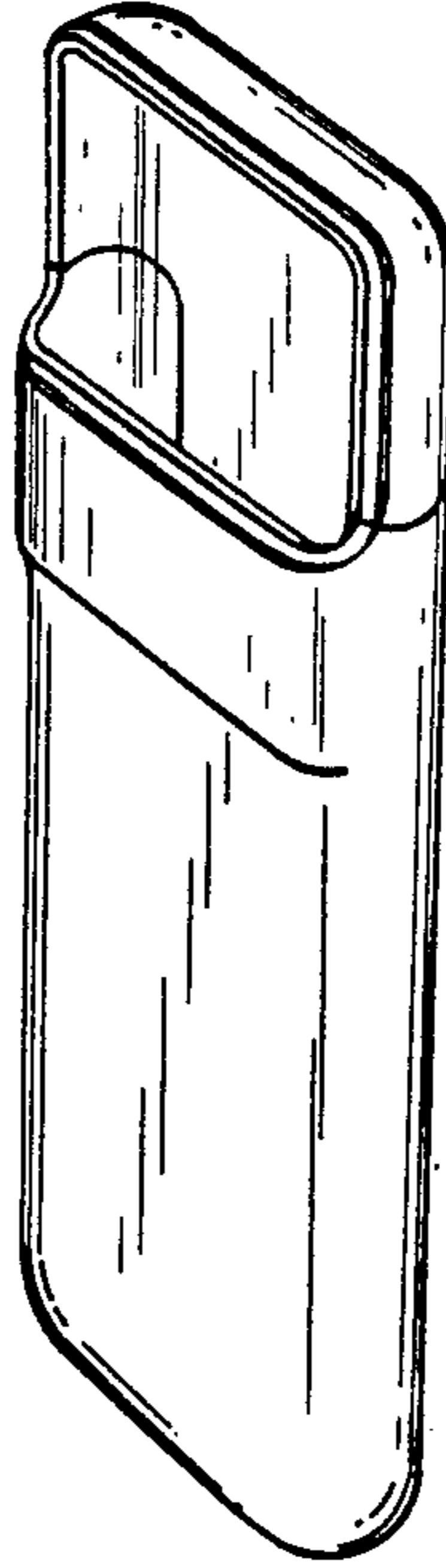


FIG. 13.

