

United States Patent [19]

French et al.

[11] Patent Number: Des. 309,981

[45] Date of Patent: ** Aug. 21, 1990

[54] STORAGE CASE

[76] Inventors: **Diana J. French; Charlotte M. Odau**, both of 2009 Linden Lake Rd., Fort Collins, Colo. 80524

[**] Term: **14 Years**

[21] Appl. No.: **54,614**

[22] Filed: **May 27, 1987**

[52] U.S. Cl. **D3/74; D3/30.1; D3/105; D19/75; 206/823**

[58] Field of Search **D3/30.1, 39, 74, 105, D3/75; 206/823, 0.83, 214, 223, 541, 261; 220/1 R; D28/83; D9/327, 342; D19/75, 78; D7/76**

[56] **References Cited**

U.S. PATENT DOCUMENTS

- D. 28,605 5/1898 Snyder D7/76 X
- D. 109,938 5/1938 Lightfoot et al. D7/76
- D. 159,130 6/1950 Auger D3/75 X

- D. 178,950 10/1956 Berry D3/75 X
- D. 259,154 5/1981 White, Jr. et al. D3/75
- 1,064,024 6/1913 Stimmel 206/0.83
- 2,695,112 11/1954 Bonneway 220/22 X

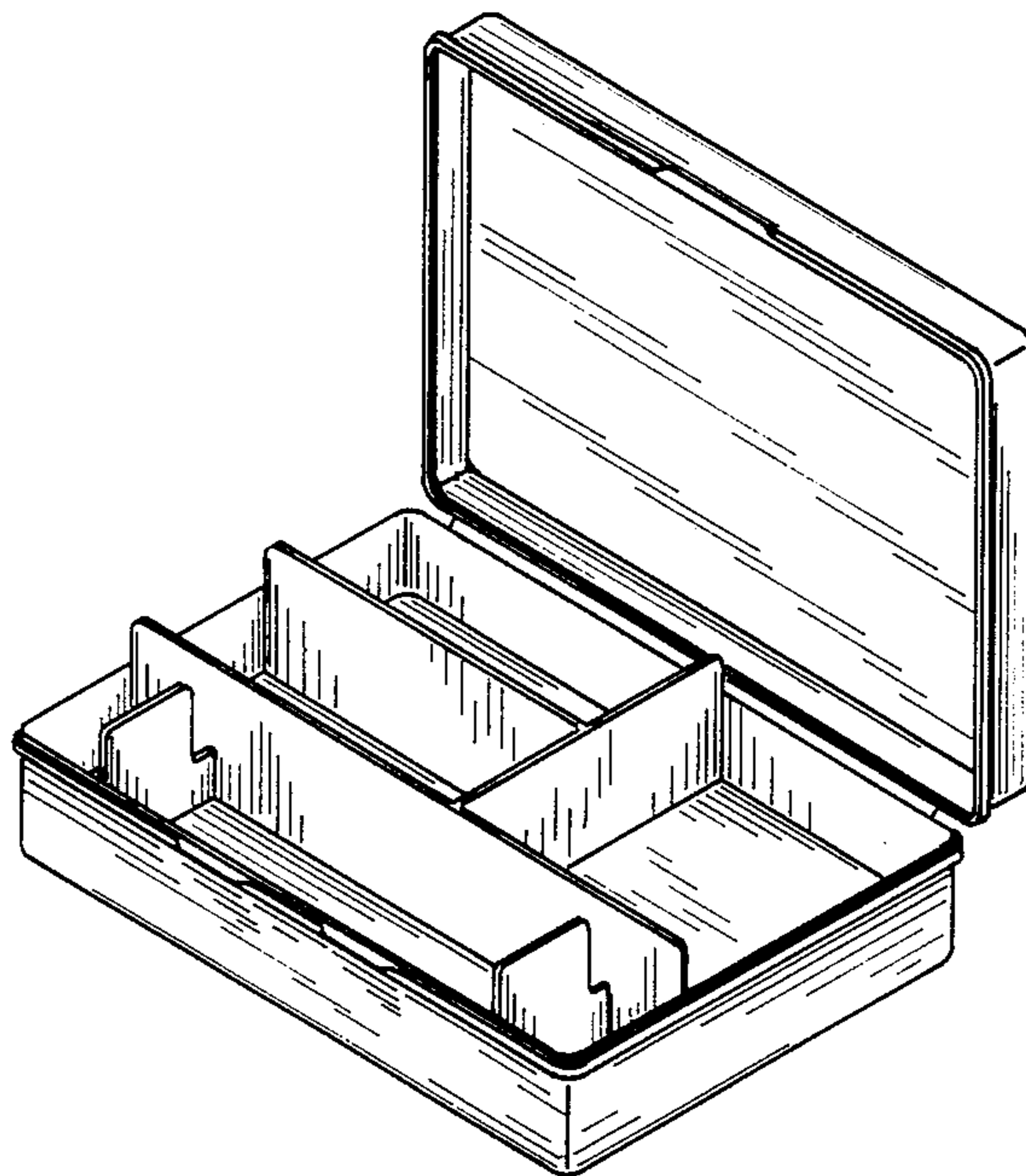
Primary Examiner—James R. Largen
Assistant Examiner—Yvonne Brunot
Attorney, Agent, or Firm—Dean P. Edmundson

[57] CLAIM

The ornamental design for a storage case, as shown and described.

DESCRIPTION

FIG. 1 is a front and right side perspective view of a storage case, showing our new design; FIG. 2 is a front elevational view; FIG. 3 is a rear elevational view; FIG. 4 is a left side elevational view; FIG. 5 is a right side elevational view; FIG. 6 is a top plan view; and FIG. 7 is a bottom plan view.



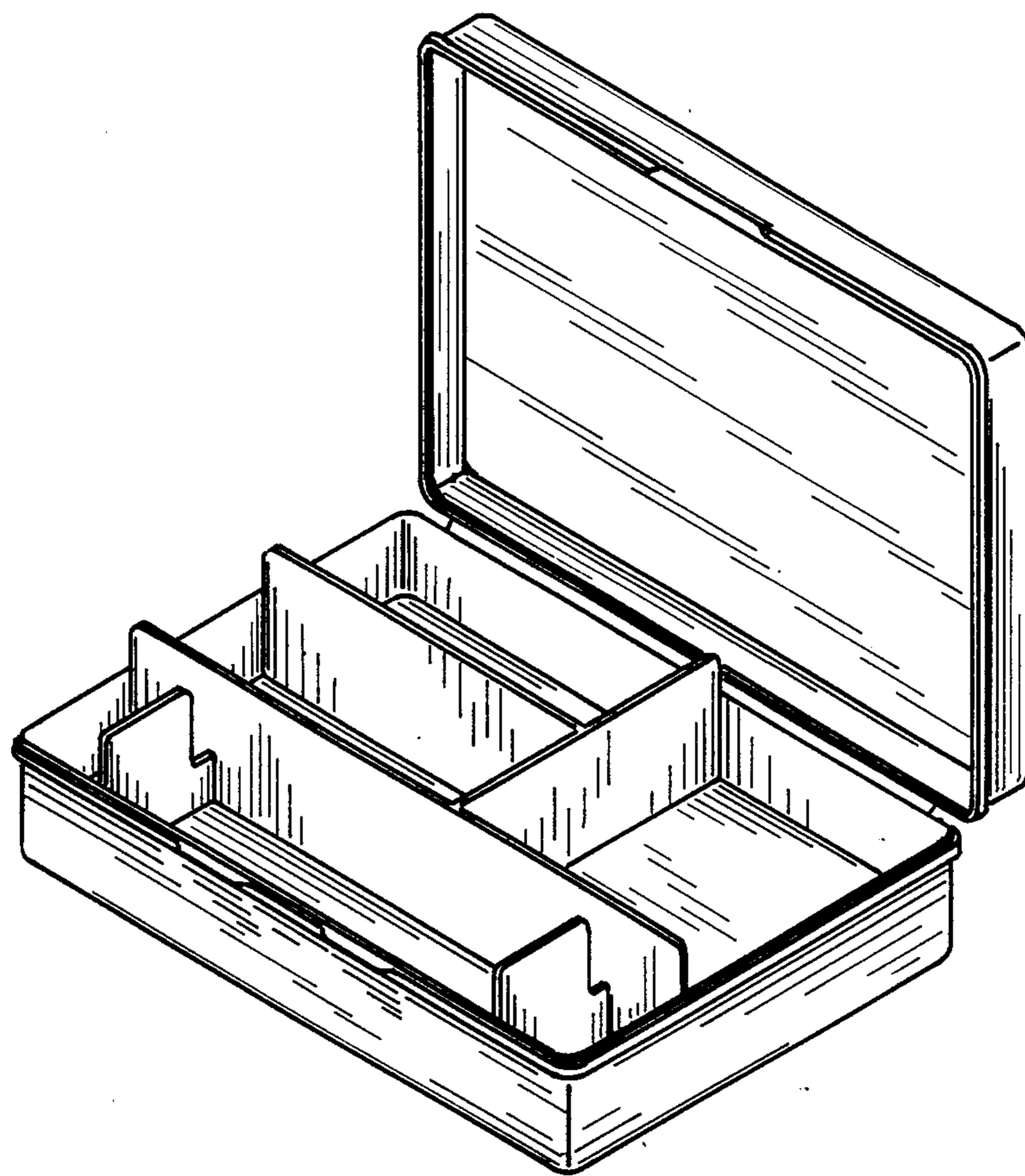


FIG. 1




FIG. 2




FIG. 3




FIG. 5




FIG. 4




FIG. 6




FIG. 7