

[54] COMBINED EYEGLASS AND CONTACT LENS CASE

2,817,378 12/1957 Damast 383/86
3,229,741 1/1966 Ambrose 383/40
4,865,186 9/1989 Gates 206/6

[76] Inventor: Mary Salmon Lake, 1332 Farrell St., Vallejo, Calif. 94590

[**] Term: 14 Years

[21] Appl. No.: 2,343

[22] Filed: Jan. 12, 1987

[52] U.S. Cl. D3/34

[58] Field of Search D3/34; D16/129; 150/145; 224/273, 42.42, 312, 902; 206/5, 6, 37; 248/205.5, 206.2, 300, 902, 309.1; 220/4 B; 383/38, 40, 86

[56] References Cited

U.S. PATENT DOCUMENTS

D. 161,422 1/1951 Chase 150/145
D. 244,490 5/1977 Peterson D3/34
D. 298,383 11/1988 Devore et al. D3/34
1,416,238 5/1922 Seiler 383/38
2,578,390 12/1951 Bastow 150/145

OTHER PUBLICATIONS

The Optician; 8-19-88.

Primary Examiner—A. Hugo Word

Assistant Examiner—Cathy Anne MacCormac

Attorney, Agent, or Firm—Townsend and Townsend

[57] CLAIM

The combined eyeglass and contact lens case, as shown and described.

DESCRIPTION

FIG. 1 is a perspective view of a combined eyeglass and contact lens case showing my new design;

FIG. 2 is a top plan view thereof;

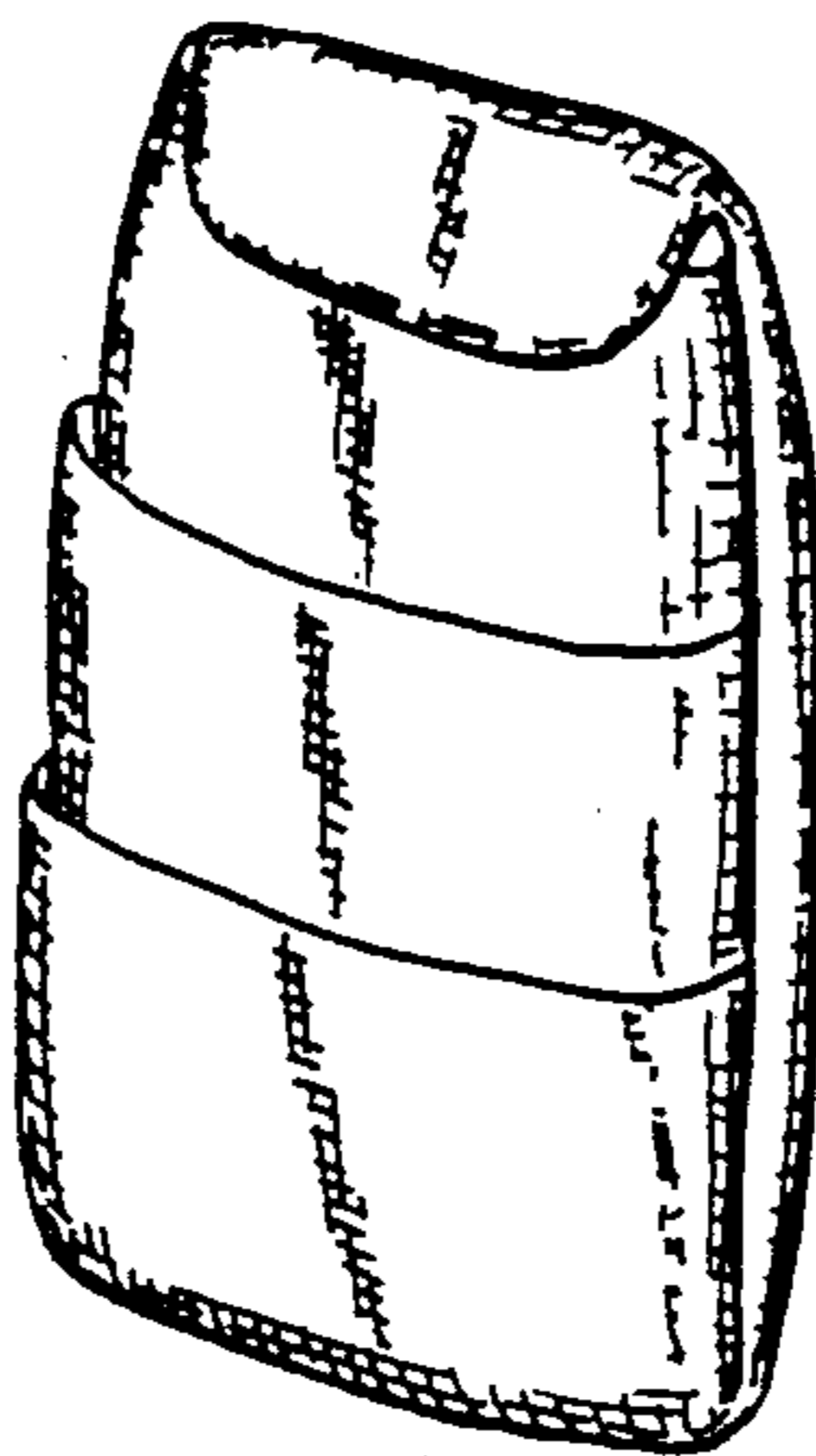
FIG. 3 is a front elevational view thereof;

FIG. 4 is a right side elevational view thereof;

FIG. 5 is a rear elevational view thereof;

FIG. 6 is a left side elevational view thereof;

FIG. 7 is a bottom plan view thereof.



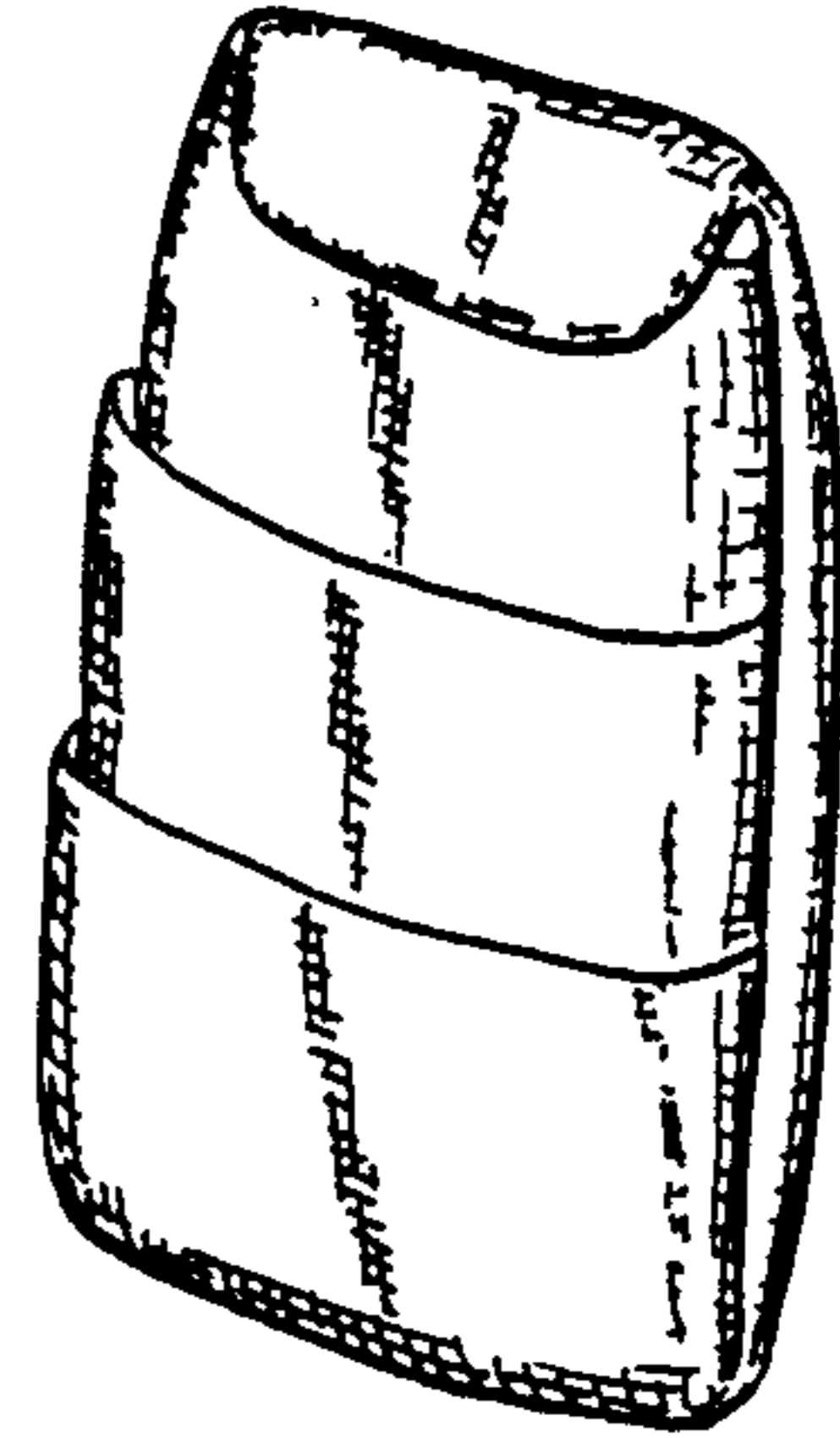


FIG. 1.



FIG. 2.



FIG. 6.

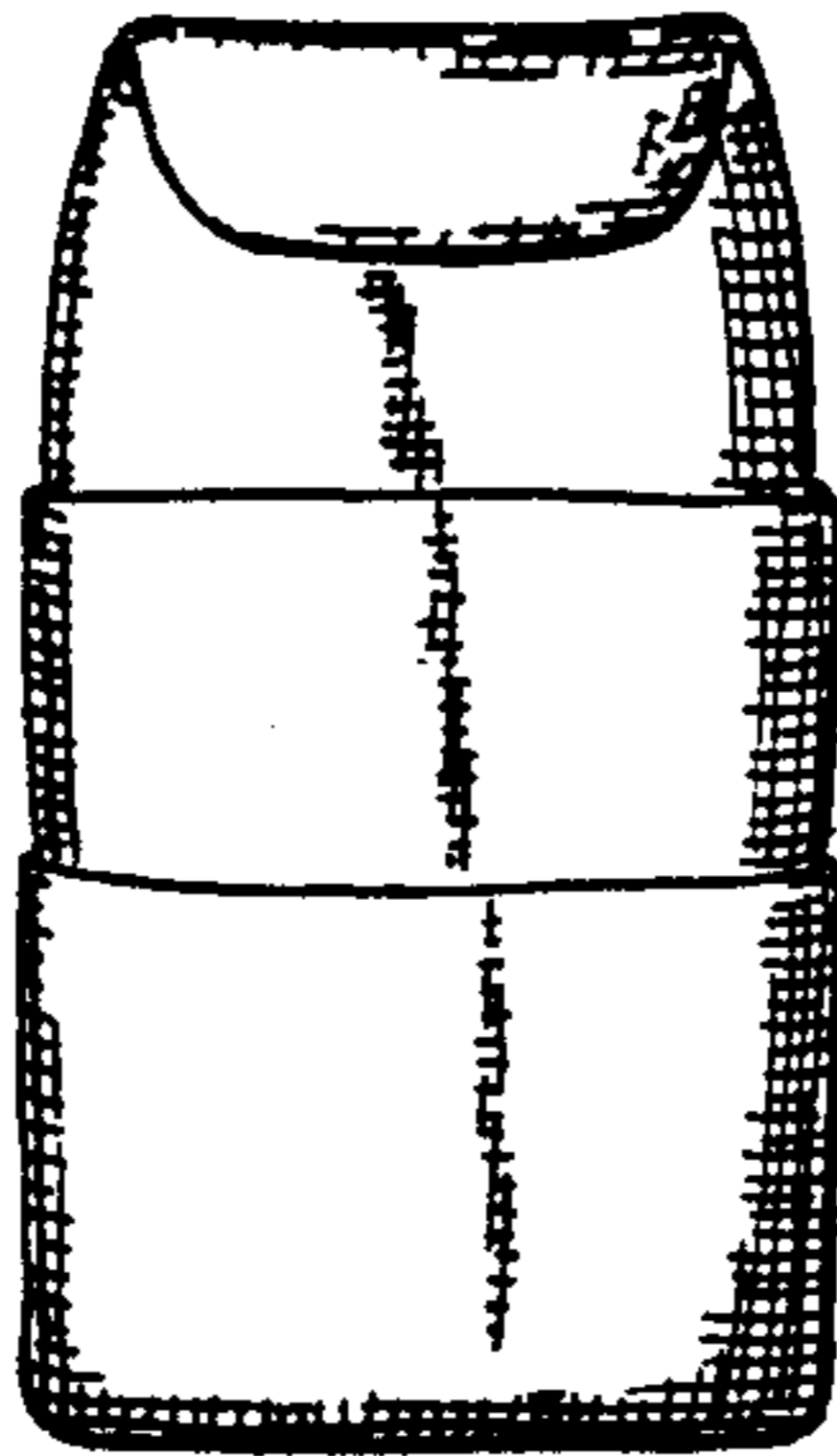


FIG. 3.




FIG. 4.




FIG. 5.




FIG. 7.