

[54] SUPPORT TRAY FOR PRODUCE AND THE LIKE

[76] Inventor: Paul Quong, 1914 Orangewood Ave., Suite 102, Orange, Calif. 92668

[**] Term: 14 Years

[21] Appl. No.: 95,877

[22] Filed: Sep. 11, 1987

[52] U.S. Cl. D34/46; D34/45

[58] Field of Search D34/40-46; D9/424, 425, 427, 432, 456; 206/139, 203, 201, 427, 499, 503, 506, 510, 512, 557, 561, 563, 585, 586, 821; 220/1.5, 20, 21, 22, 71-74, 83, 84

[56] References Cited

U.S. PATENT DOCUMENTS

- D. 213,425 3/1969 Hirota D34/45
- D. 247,025 1/1978 Cherry D34/44 X
- D. 260,568 9/1981 Cherry D34/40
- D. 260,603 9/1981 O'Donnal D34/45
- D. 295,107 4/1988 Frost D34/45

- 1,630,140 5/1927 Sibbald 220/21 X
- 3,448,914 6/1969 Scholz 206/512 X
- 3,870,151 3/1975 Johnson 220/72 X
- 4,655,360 4/1987 Juhanson 206/427 X

Primary Examiner—Bernard Ansher
Assistant Examiner—Prabhakar Deshmukh
Attorney, Agent, or Firm—Francis X. LoJacono

[57] CLAIM

The ornamental design for a support tray for produce and the like, as shown and described.

DESCRIPTION

FIG. 1 is a perspective view of a support tray for produce and the like, showing my new design;
FIG. 2 is a top-plan view thereof;
FIG. 3 is a front-elevational view thereof;
FIG. 4 is a rear-elevational view thereof;
FIG. 5 is a bottom-plan view thereof;
FIG. 6 is a side-elevational view of the right side thereof; and
FIG. 7 is a side-elevational view of the left side thereof.

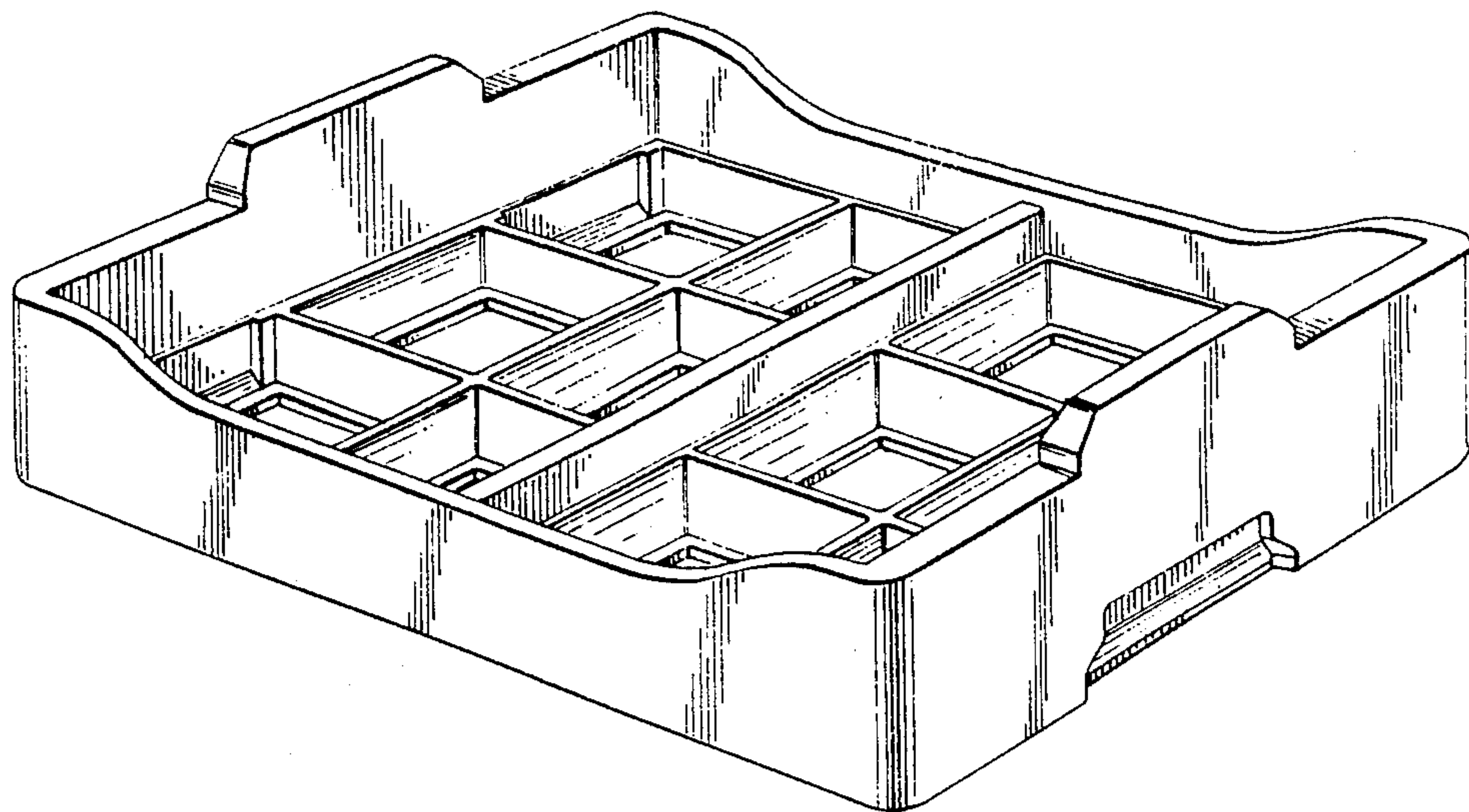


FIG. 1

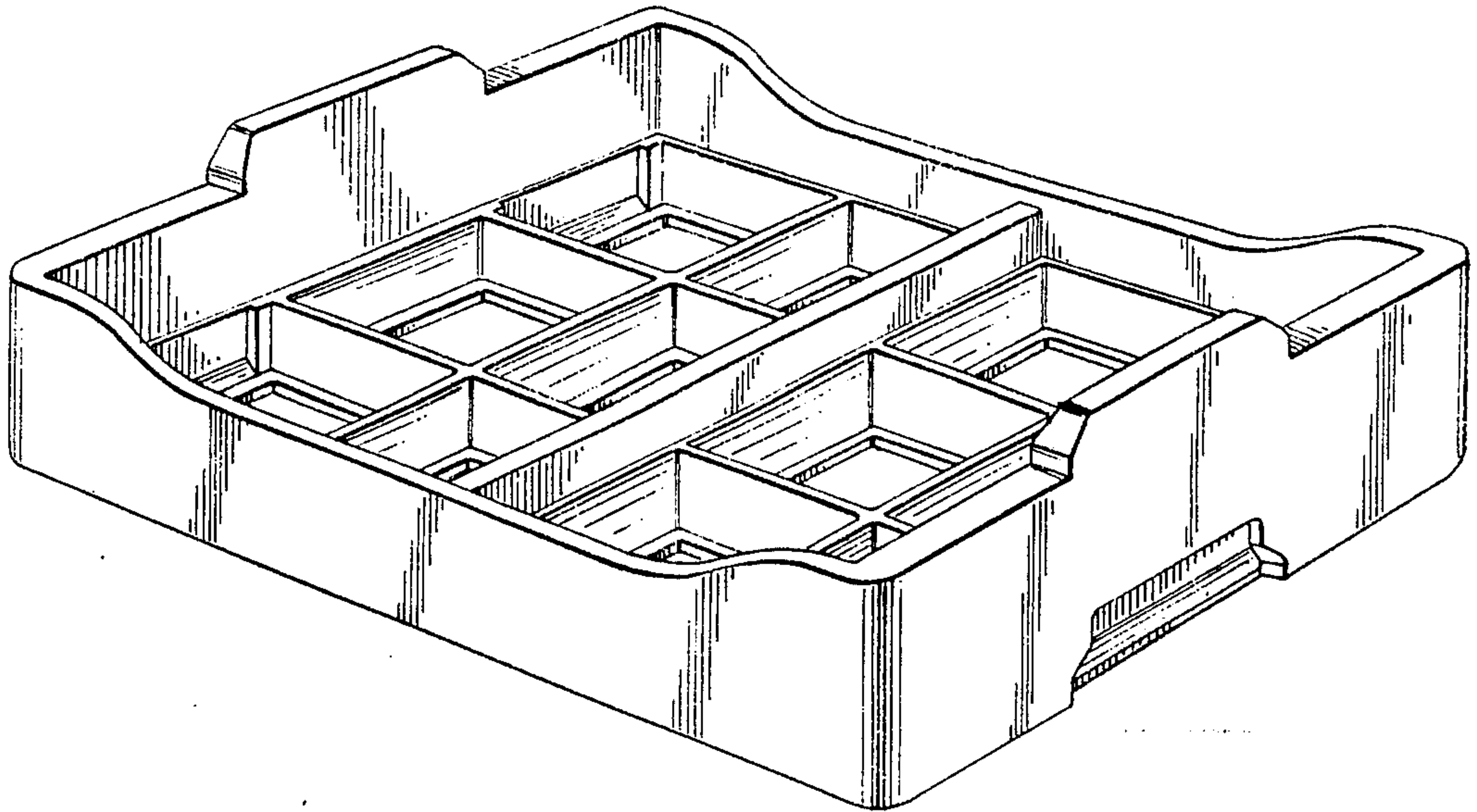


FIG. 2

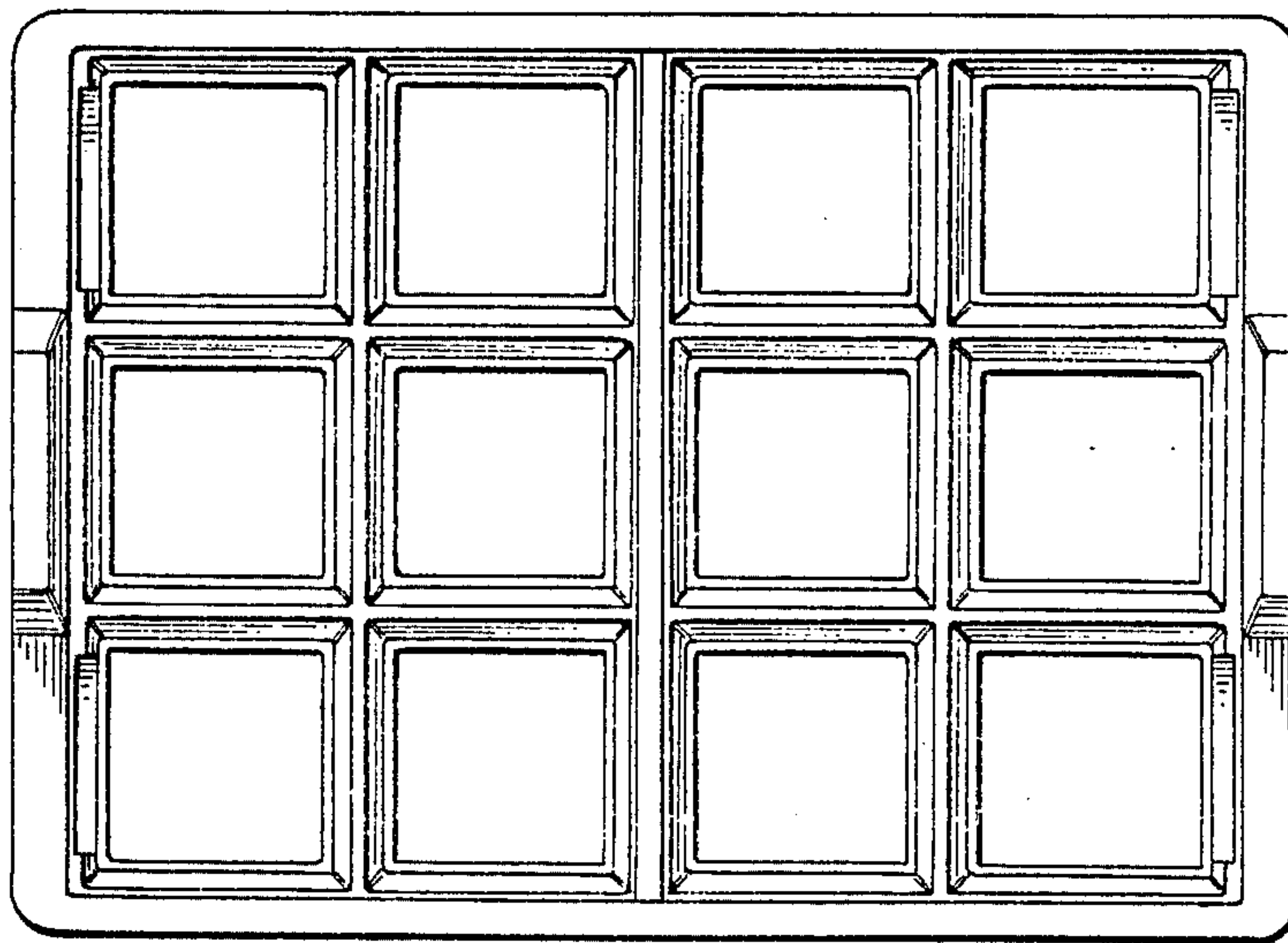


FIG. 3




FIG. 4




FIG. 5

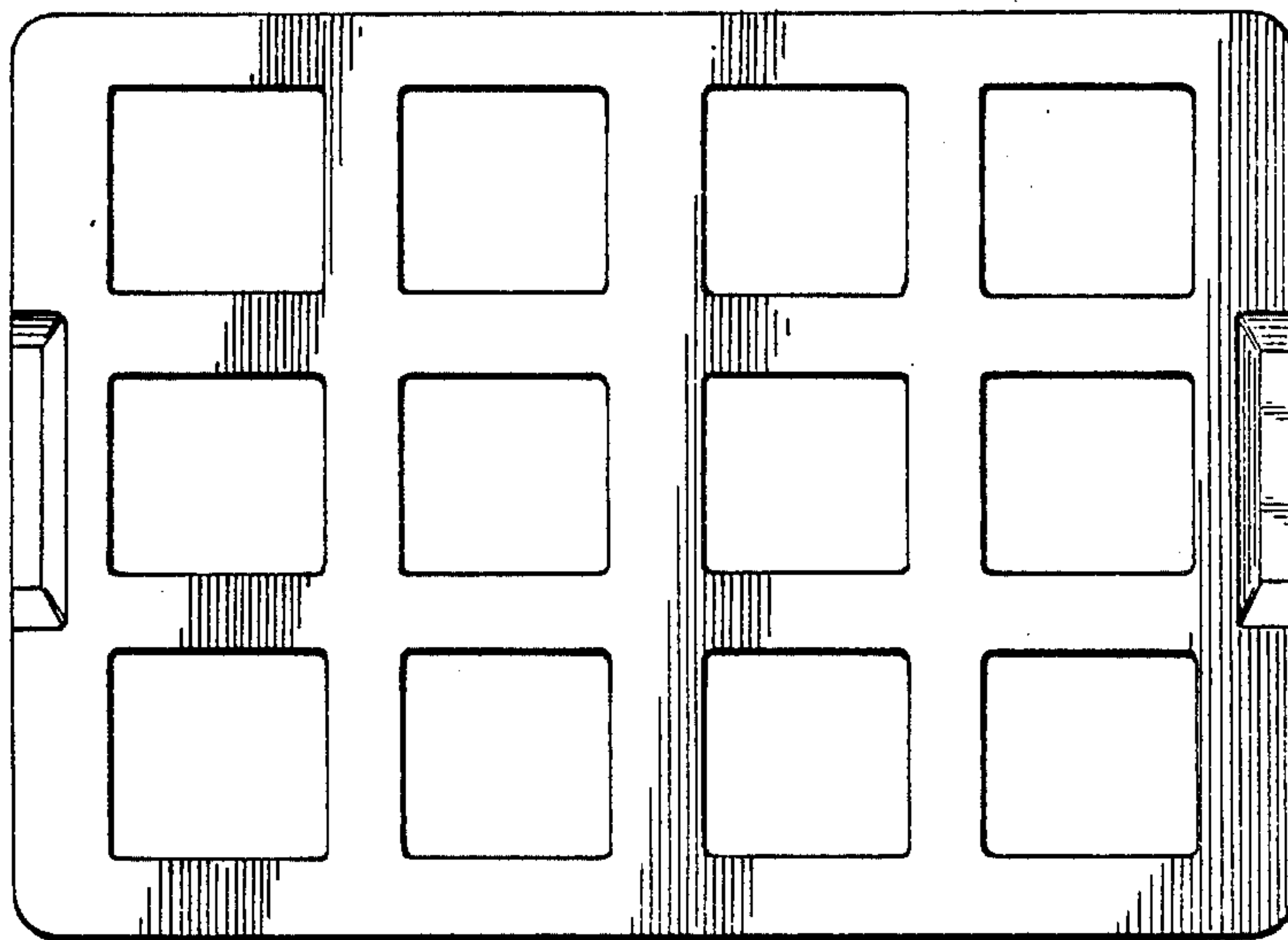


FIG. 6




FIG. 7

