

[54] **AIR FRESHENER DISPENSER**

[75] **Inventors: David A. Jones, Dayton; William J. O'Neil, Jr., Cincinnati, both of Ohio**

[73] **Assignee: The Drackett Company, Cincinnati, Ohio**

[\*\*] **Term: 14 Years**

[21] **Appl. No.: 231,417**

[22] **Filed: Aug. 12, 1988**

[52] **U.S. Cl. .... D23/369**

[58] **Field of Search ..... D23/366, 369; D9/388, D9/390, 400, 399, 403, 385, 389; 422/5; 219/271, 274, 276; 239/58, 59; 261/DIG. 65**

[56] **References Cited**

**U.S. PATENT DOCUMENTS**

- D. 262,821 1/1982 Poore ..... D23/369
- D. 283,638 4/1986 de Bascher ..... D23/369
- D. 293,366 12/1987 O'Neil, Jr. et al. .... D23/366

**FOREIGN PATENT DOCUMENTS**

2541900 9/1984 France ..... 422/5


*Primary Examiner*—James M. Gandy  
*Assistant Examiner*—Lisa Lichtenstein  
*Attorney, Agent, or Firm*—Gene Warzecha

[57] **CLAIM**

The ornamental design for an air freshener dispenser, as shown and described.

**DESCRIPTION**

FIG. 1 is a front perspective view of an air freshener dispenser showing our new design in an inoperable, or shipping position;  
FIG. 2 is a front perspective view thereof shown rotated to the operable position;  
FIG. 3 is a front elevational view thereof, the adjacent sides and rear being substantially similar in appearance;  
FIG. 4 is a top plan view thereof; and  
FIG. 5 is a bottom plan view thereof.



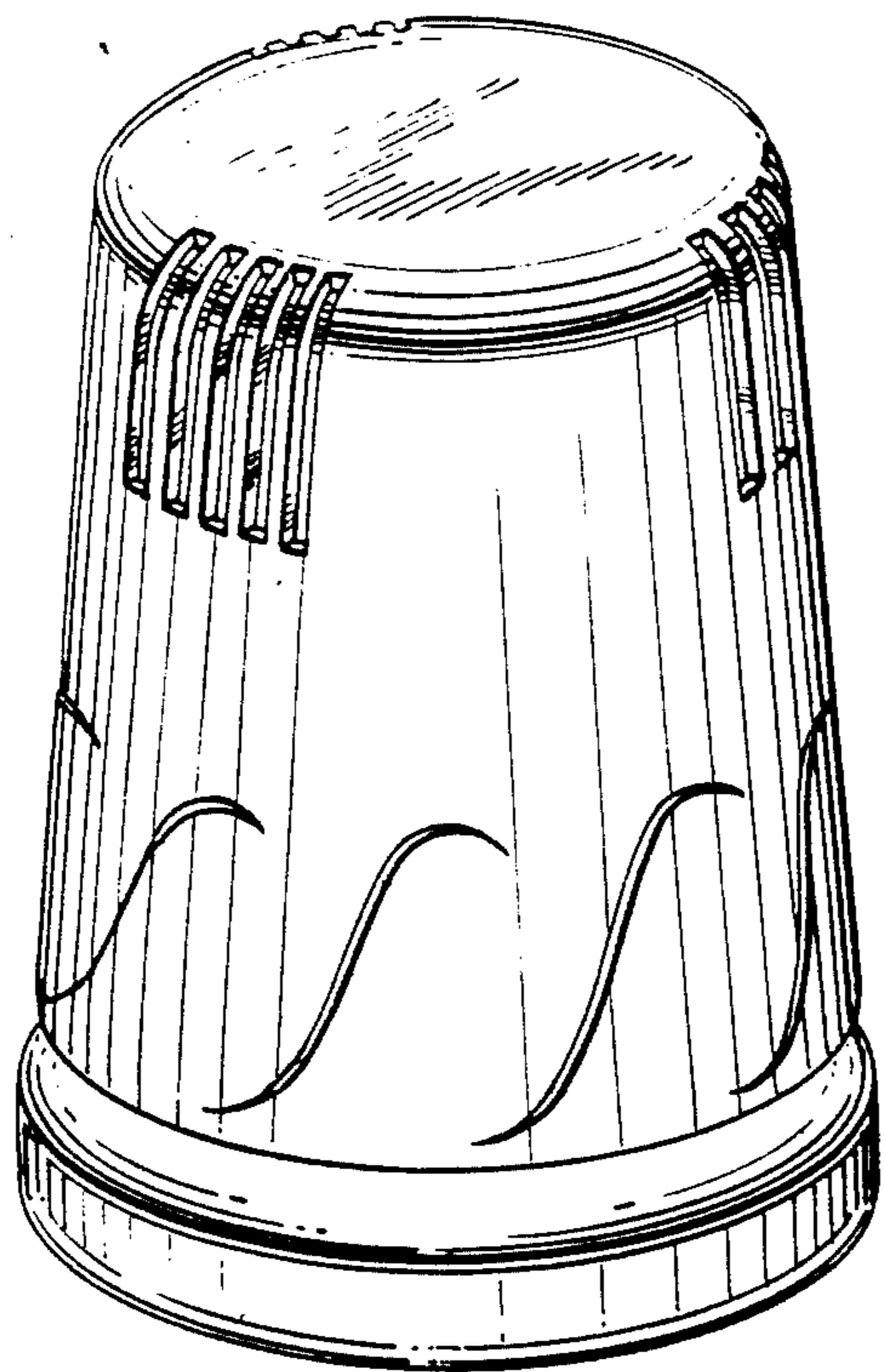


FIG. 1

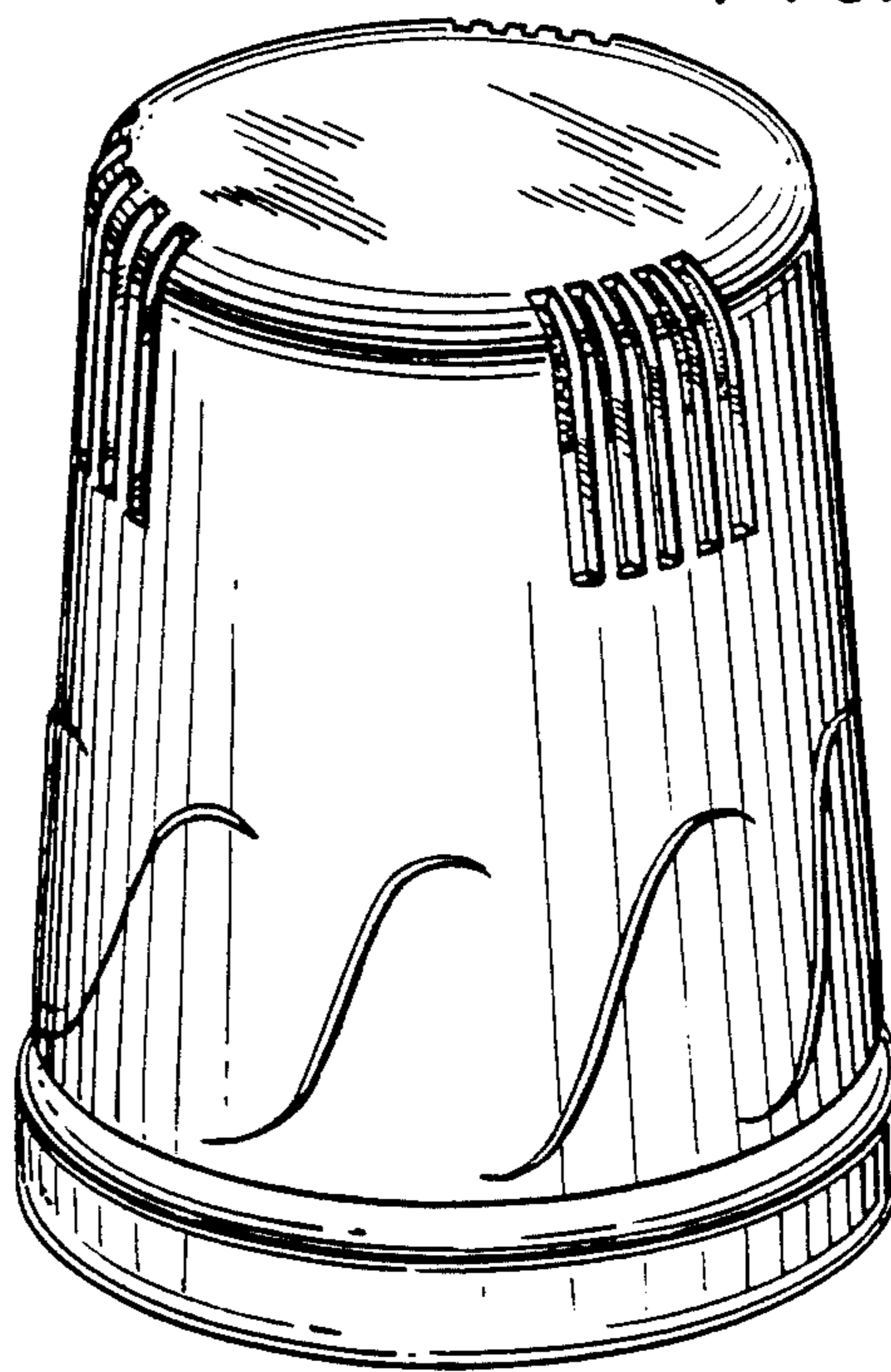


FIG. 2




FIG. 3




FIG. 4

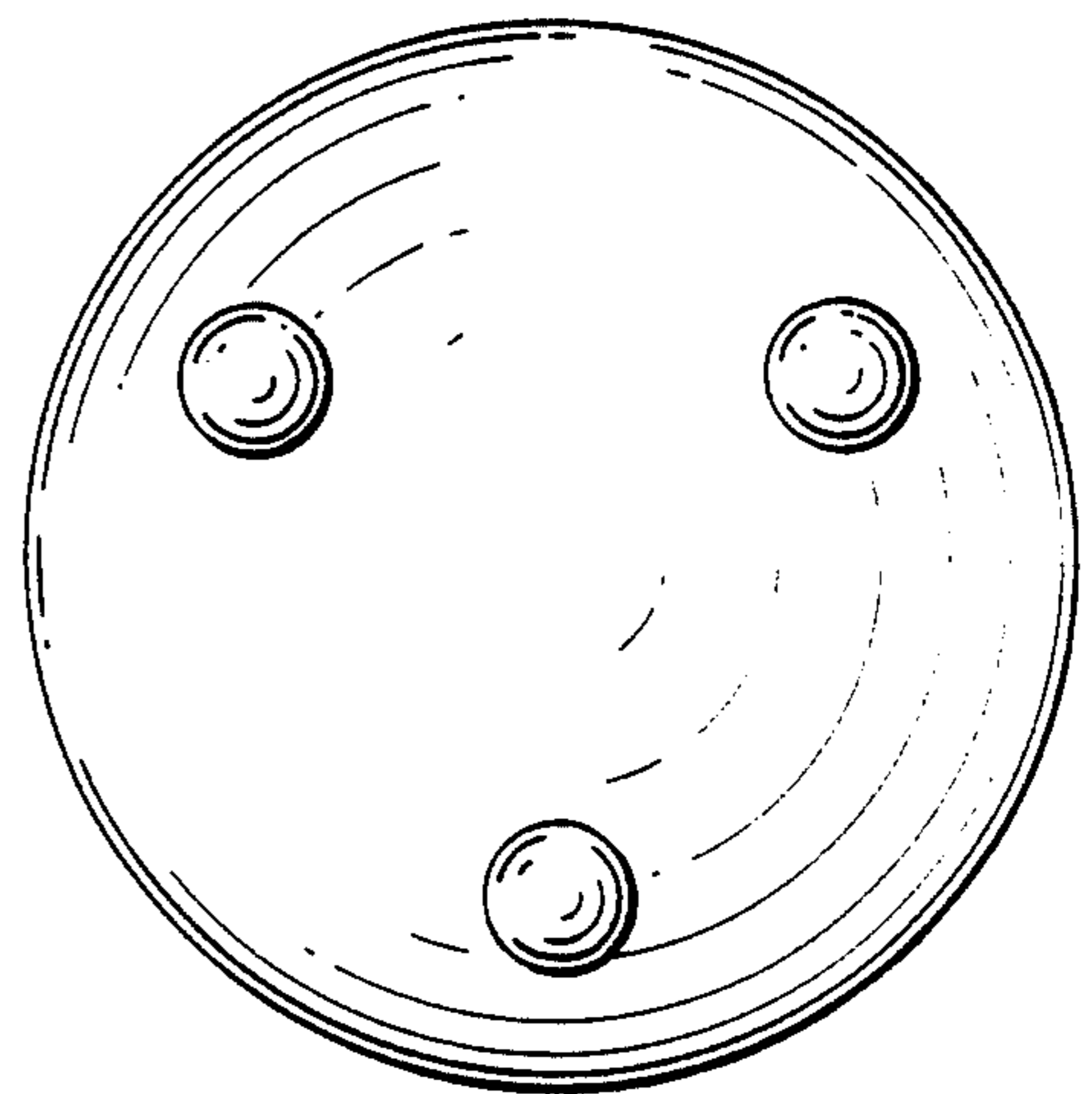


FIG. 5