

[54] AIR CONDITIONER

[75] Inventors: Kenji Shimano, Tokyo; Yoshinori Katagami, Yokohama, both of Japan

[73] Assignee: Kabushiki Kaisha Toshiba, Kanagawa, Japan

[**] Term: 14 Years

[21] Appl. No.: 278,262

[22] Filed: Nov. 30, 1988

[30] Foreign Application Priority Data

Aug. 19, 1988 [JP] Japan 63-32735

[52] U.S. Cl. D23/351

[58] Field of Search D23/351, 353, 354; 98/94.2; 62/262

[56] References Cited

U.S. PATENT DOCUMENTS

- D. 297,563 9/1988 Takasuna et al. D23/351
- D. 300,458 3/1989 Takaishi et al. D23/353

FOREIGN PATENT DOCUMENTS

- 669426 12/1985 Japan .
- 669427 12/1985 Japan .
- 722726 1/1988 Japan .
- 722780 1/1988 Japan .

OTHER PUBLICATIONS

Sharp, Lumilooks-1, published in Japan on Feb. 24, 1986.

Primary Examiner—James M. Gandy
Assistant Examiner—Lisa Lichtenstein
Attorney, Agent, or Firm—Banner, Birch, McKie & Beckett

[57] CLAIM

The ornamental design for an air conditioner, as shown and described.

DESCRIPTION

FIG. 1 is a front, right side and bottom perspective view of an air conditioner showing our new design, with the louver in opened position;
 FIG. 2 is a front elevational view thereof, with the louver in closed position.
 FIG. 3 is a right side elevational view thereof, with the louver in closed position;
 FIG. 4 is a top plan view thereof,
 FIG. 5 is a bottom plan view thereof, with the louver in closed position; and
 FIG. 6 is a rear elevational view thereof.
 The left side view is a mirror image of the right side view.

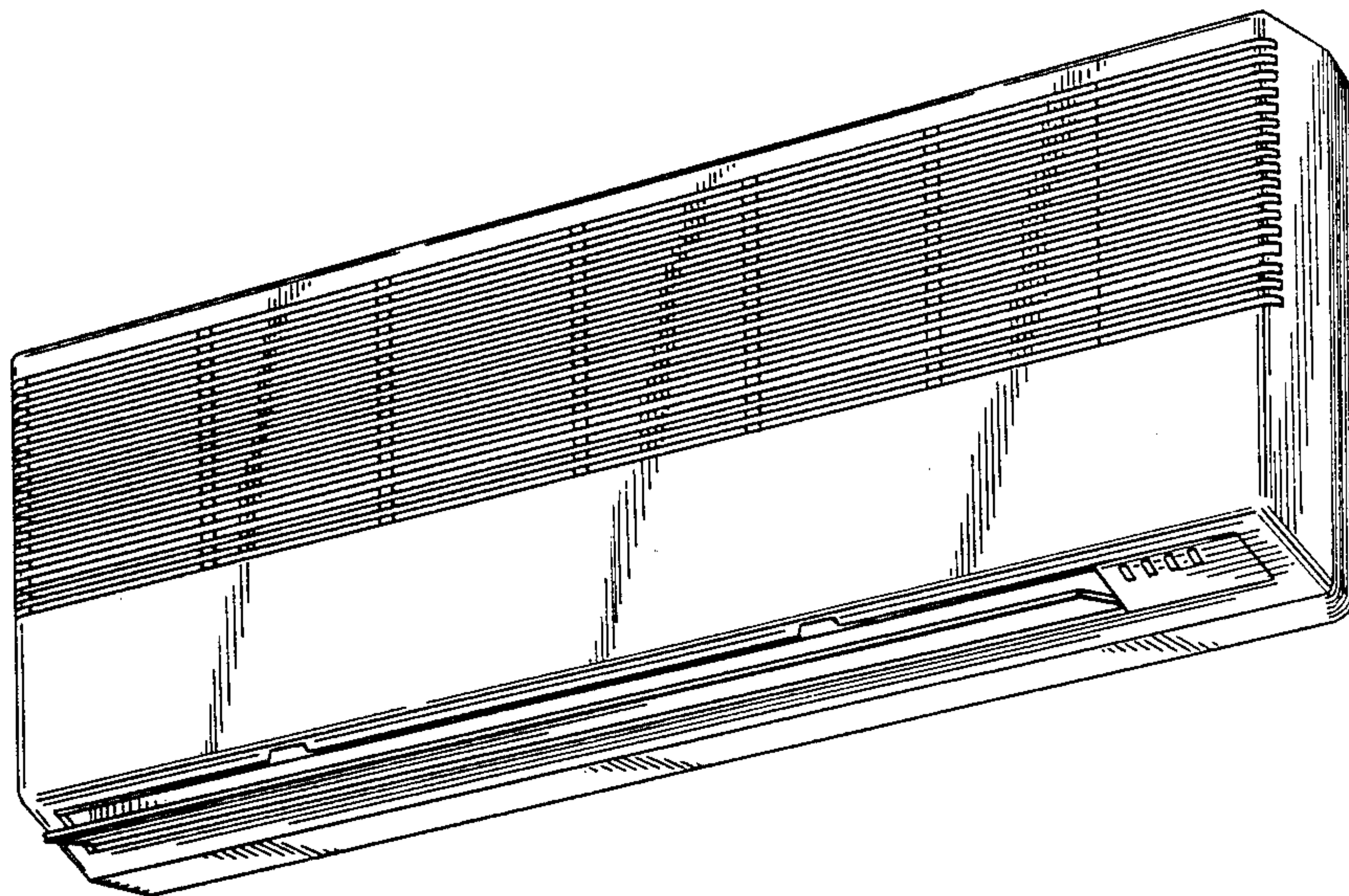


FIG. 1

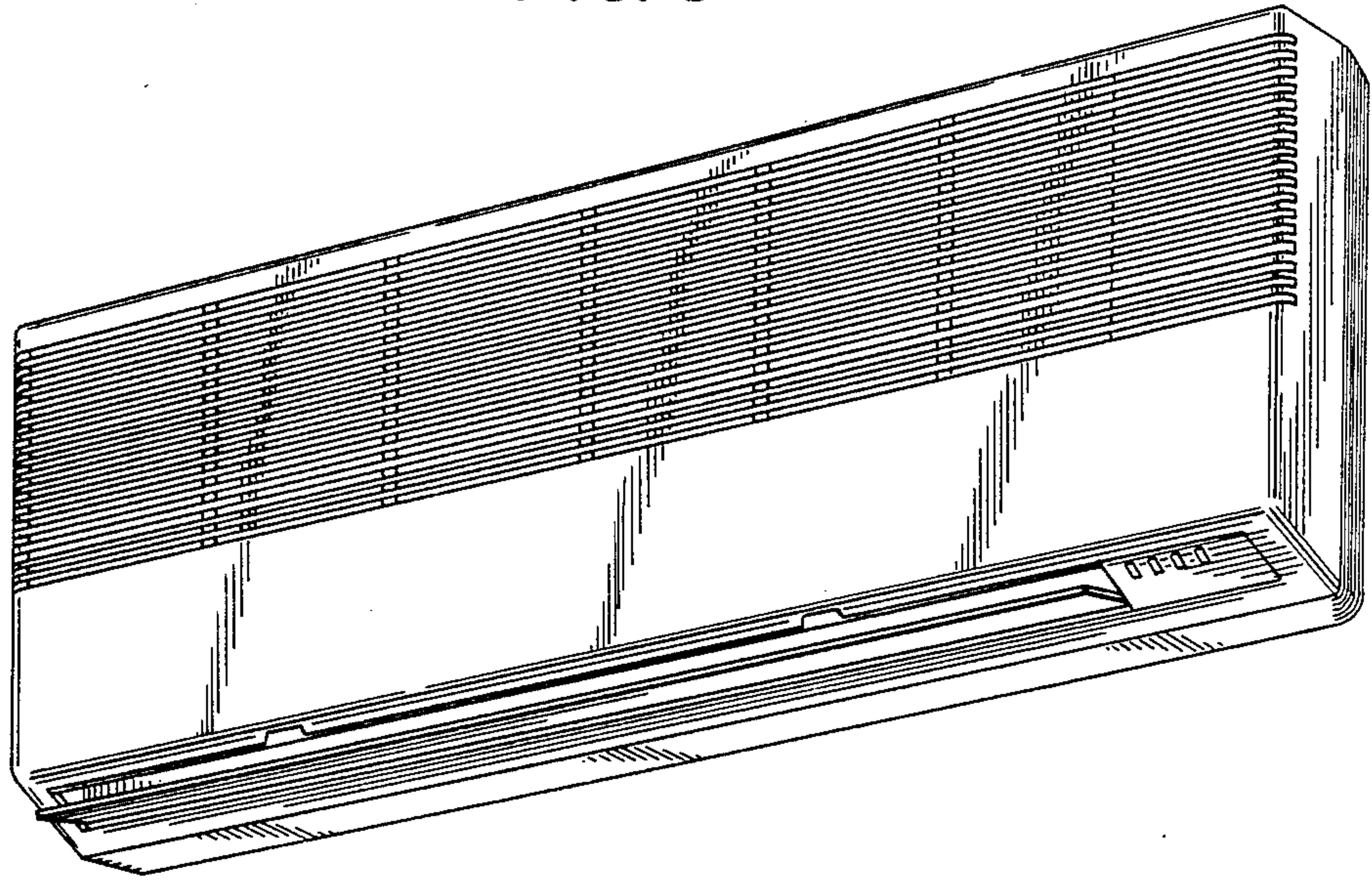


FIG. 2




FIG. 3




FIG. 4

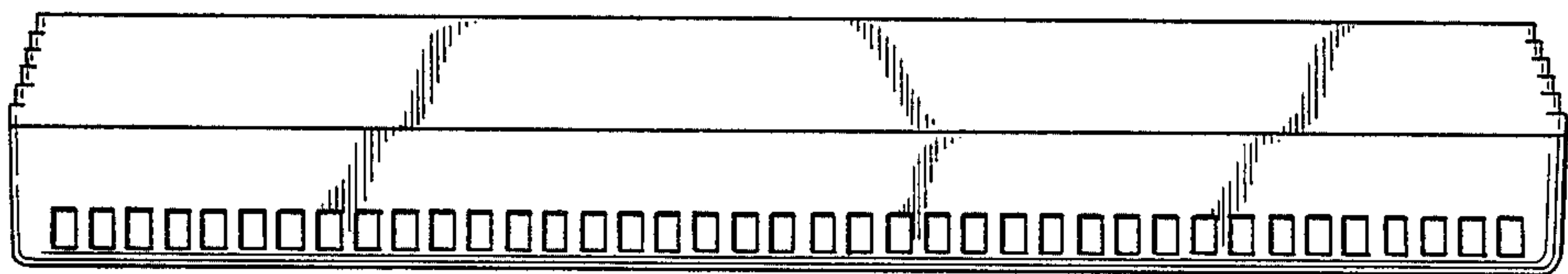


FIG. 5




FIG. 6

