

[54] **SANDBOX, WADING POOL OR SIMILAR ARTICLE**

[76] Inventor: **Petrus J. Van Oers, Bazuinlaan 72, Etten-Leur, Netherlands**

[\*\*] Term: **14 Years**

[21] Appl. No.: **27,667**

[22] Filed: **Mar. 18, 1987**

[30] **Foreign Application Priority Data**

Sep. 25, 1986 [IB] Int'l Pat. Institute ..... DM/007 525

[52] U.S. Cl. .... **D21/252**

[58] Field of Search ..... D21/157, 252; D23/277-282, 285; D24/37; D25/2; D6/524-536; 272/1 A, 1 R, 56.5 R; 446/70; 4/488

[56] **References Cited**

**U.S. PATENT DOCUMENTS**

- D. 43,256 11/1912 Nelson ..... D6/536
- D. 130,746 12/1941 Oermann ..... 272/1 A X
- D. 179,930 3/1957 Culver ..... D25/2

- D. 197,993 4/1964 Mosonnier ..... D9/426 X
- D. 254,571 3/1980 Reineman ..... D23/277 X
- D. 255,383 6/1980 Beebe et al. .... D23/281 X
- D. 259,356 5/1981 Ferretti ..... D21/252
- D. 282,862 3/1986 Mariol ..... D21/252
- D. 286,678 11/1986 Remeyer ..... D24/38

*Primary Examiner*—Bernard Ansher  
*Assistant Examiner*—C. Tuttle  
*Attorney, Agent, or Firm*—Watson, Cole, Grindle & Watson

[57] **CLAIM**

The ornamental design for a sandbox, wading pool or similar article, as shown.

**DESCRIPTION**

FIG. 1 is a top plan view of a sandbox, wading pool or similar article showing my new design;  
 FIG. 2 is a front elevational view thereof;  
 FIG. 3 is a rear elevational view thereof;  
 FIG. 4 is a side elevational view thereof, the side opposite being a mirror image of the side shown;  
 FIG. 5 is a top perspective view thereof; and  
 FIG. 6 is a bottom perspective view thereof.

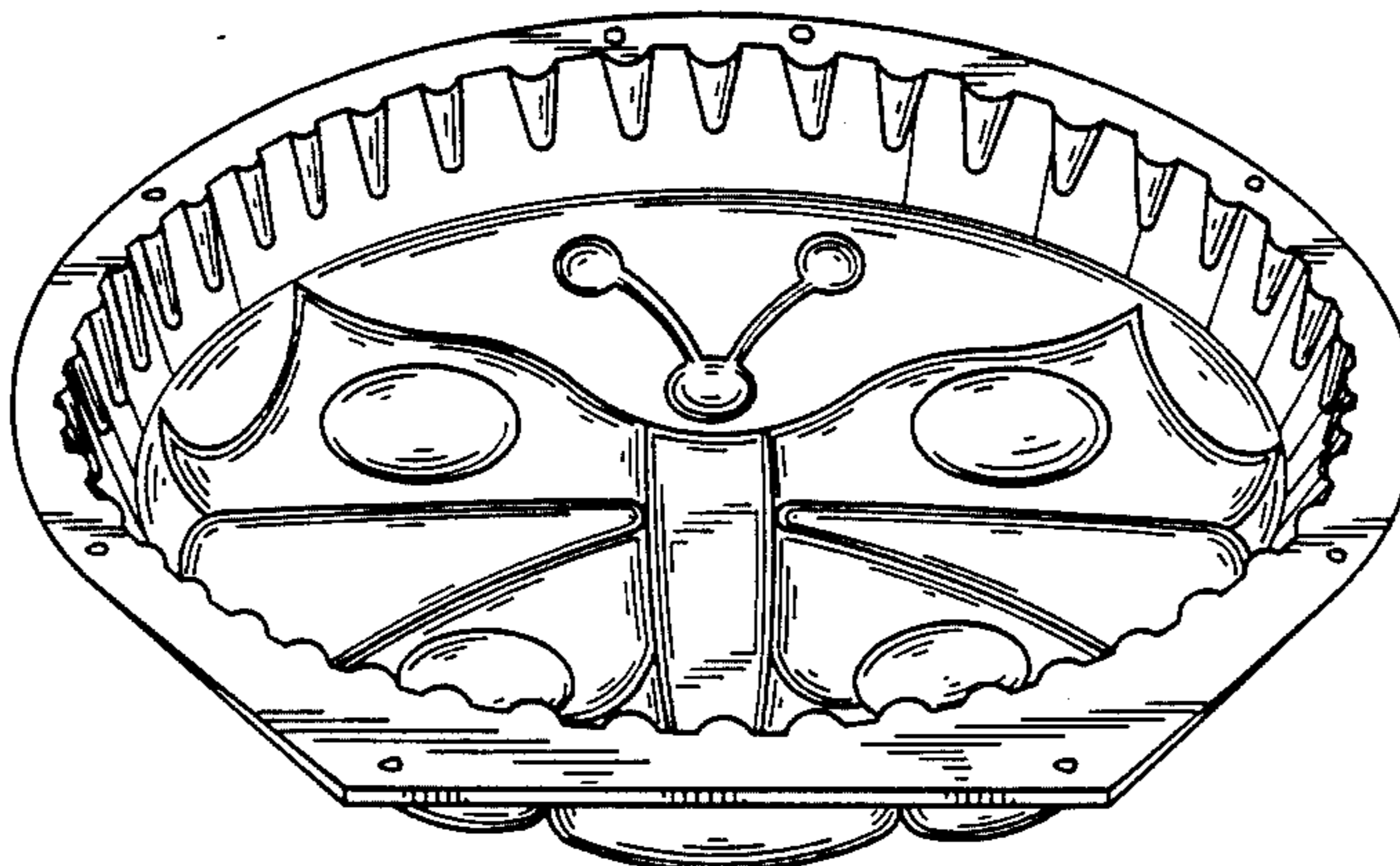


FIG. 1

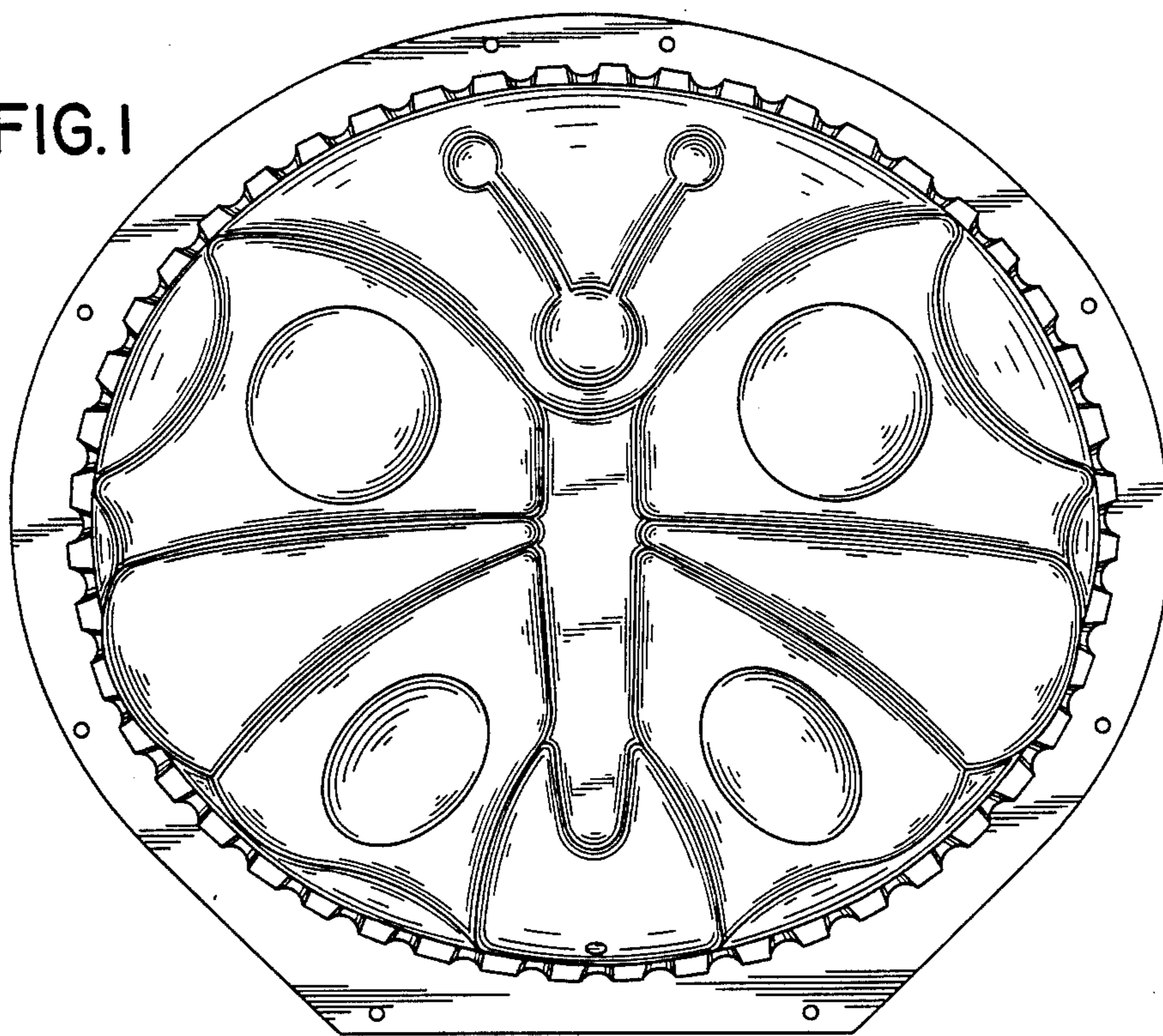


FIG. 2

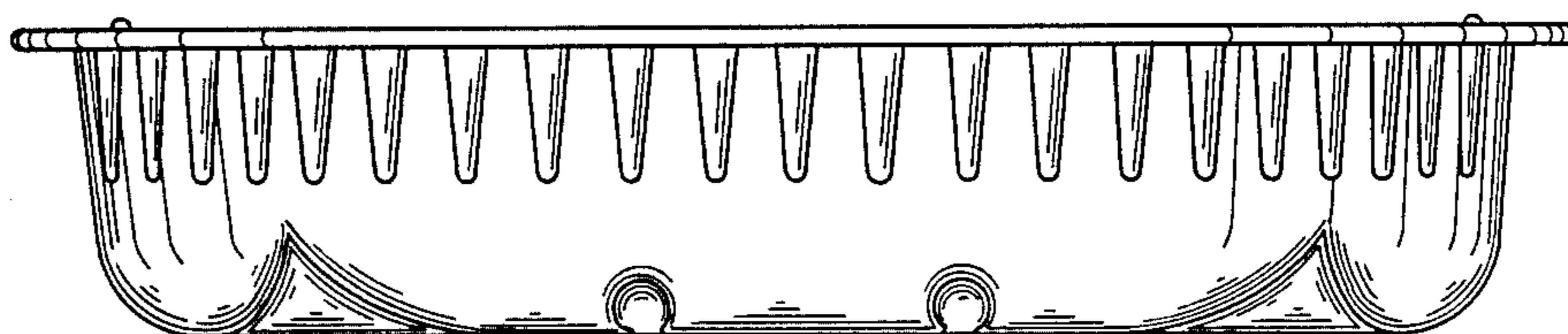


FIG. 3

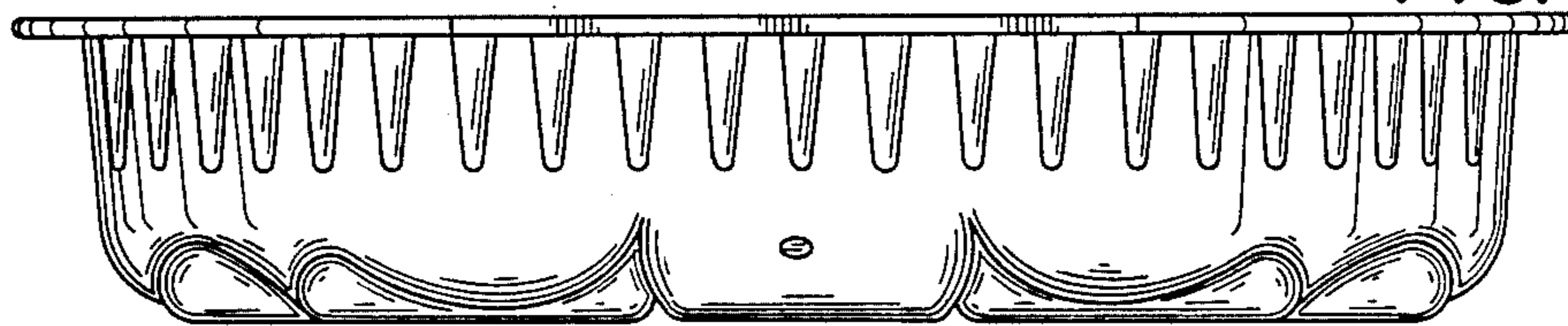


FIG. 4

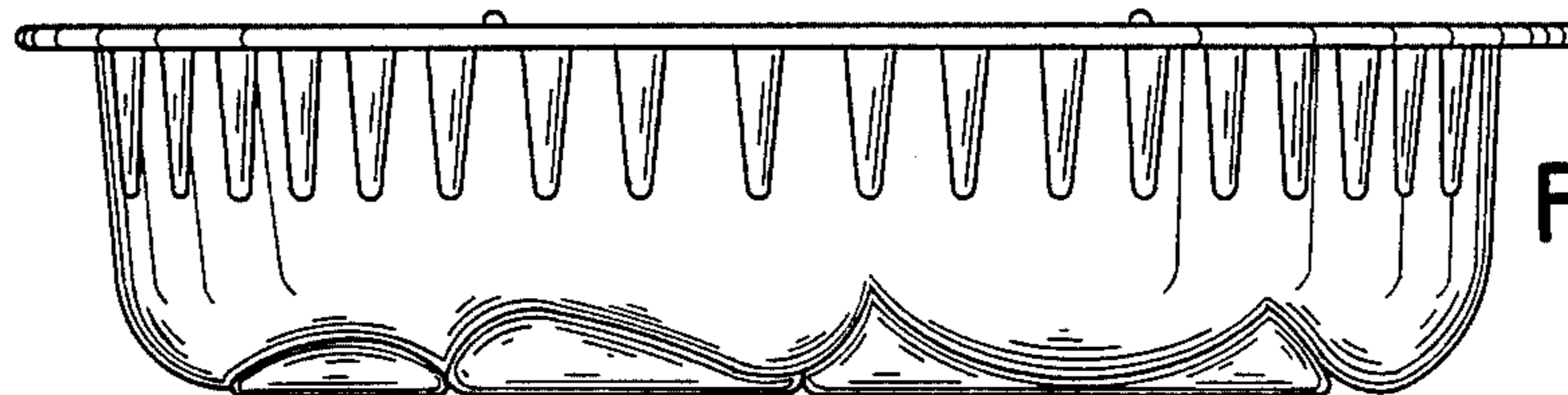


FIG.5

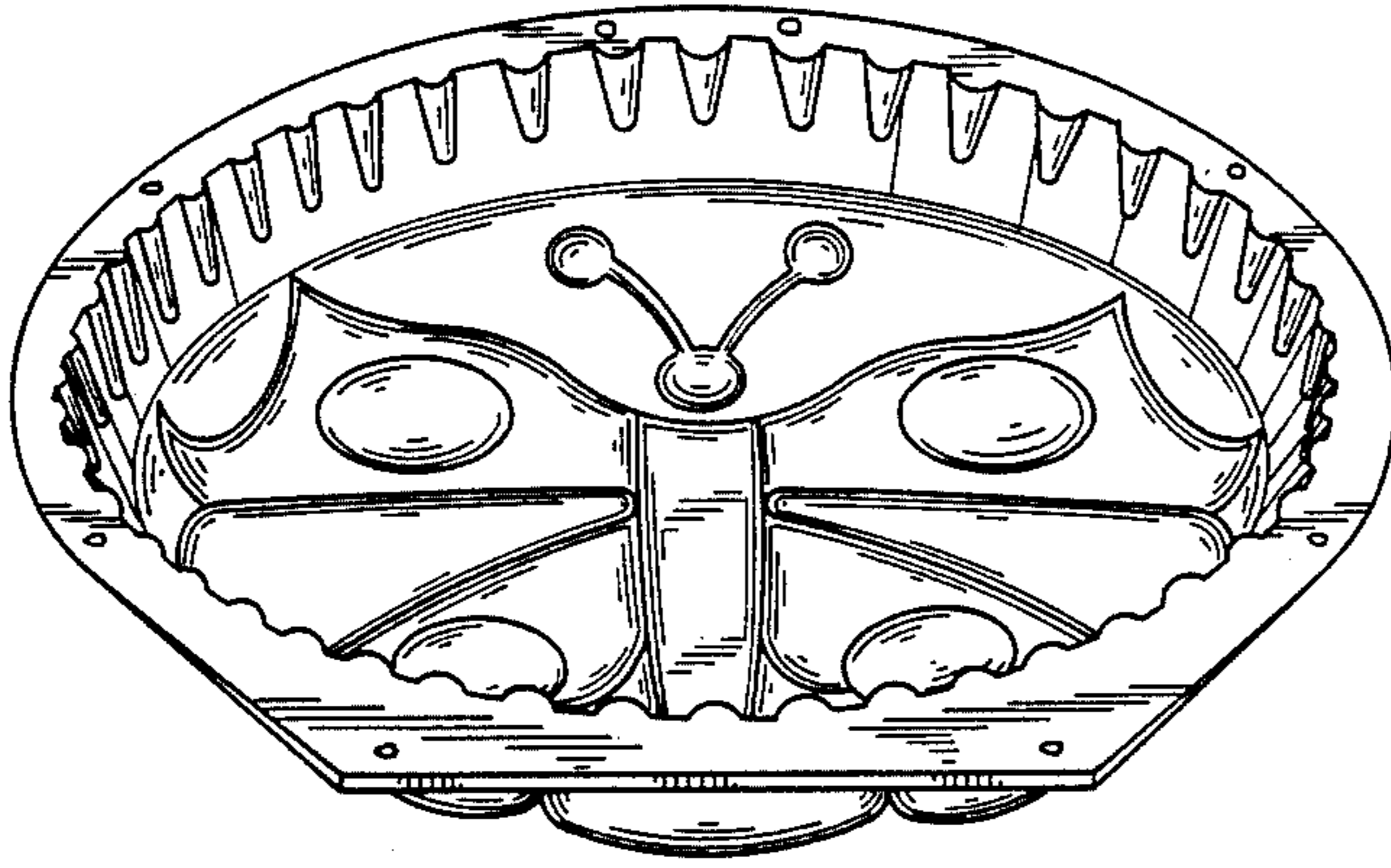


FIG.6

