

[54] **EXERCISE ROD OR SIMILAR ARTICLE**
[75] **Inventor: Gordon L. Brown, Jr., Bristol, Tenn.**
[73] **Assignee: Morrison Molded Fiber Glass Company, Bristol, Va.**
[**] **Term: 14 Years**
[21] **Appl. No.: 322,823**
[22] **Filed: Mar. 8, 1989**
[52] **U.S. Cl. D21/198**
[58] **Field of Search D21/191-199,
D21/226, 230; 272/67, 68, 119, 123, 143;
D8/303**

D. 256,038 7/1980 Presser D8/303
D. 262,646 1/1982 Mace D21/226
D. 284,259 6/1986 Oury D8/303
3,510,130 5/1970 Ferdinand 272/67

Primary Examiner—Charles A. Rademaker

[57] **CLAIM**

The ornamental design for an exercise rod or similar article, as shown and described.

DESCRIPTION

FIG. 1 is a top plan view of an exercise rod or similar article showing my new design, the side opposite being a mirror image;
FIG. 2 is another top plan view thereof shown on an enlarged scale and partially in fragment; and
FIG. 3 is a left end elevational view thereof taken along line 3—3 of FIG. 2 the end opposite being a mirror image.

[56] **References Cited**
U.S. PATENT DOCUMENTS
D. 246,474 11/1977 Segal et al. D21/213

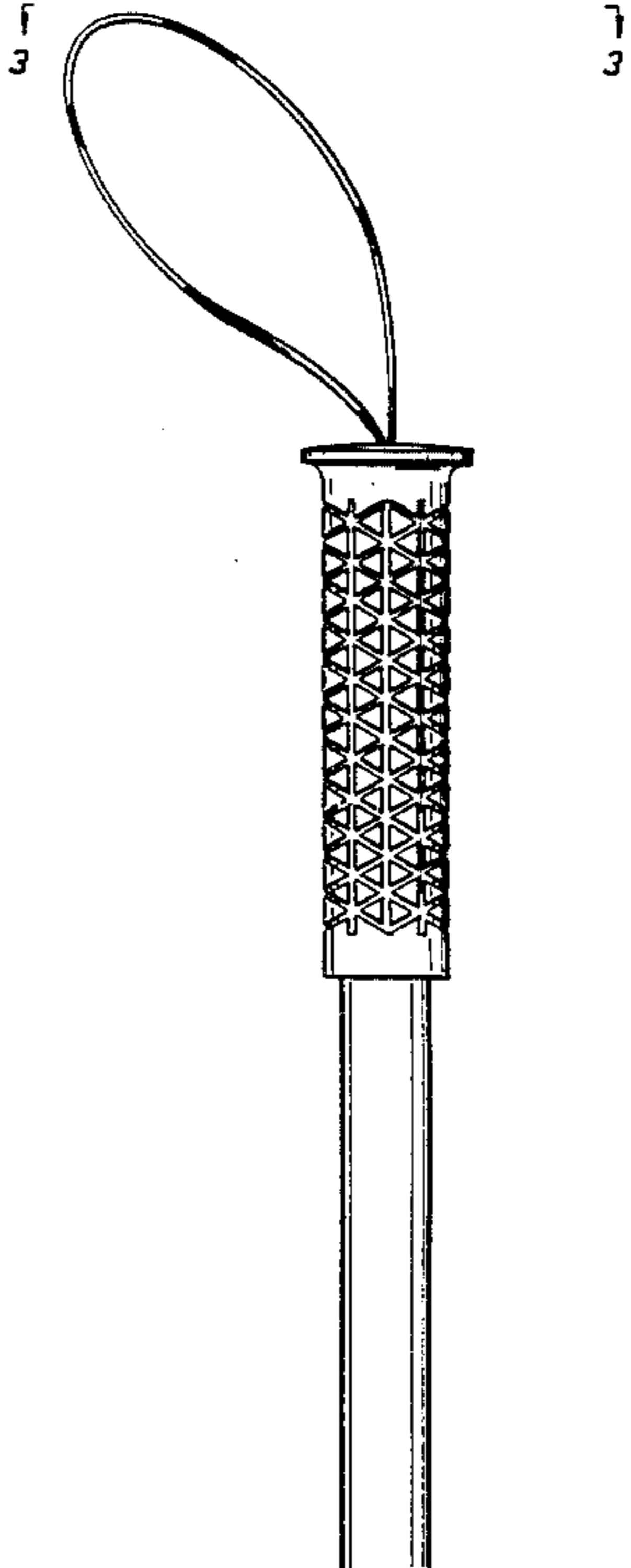


FIG. 1

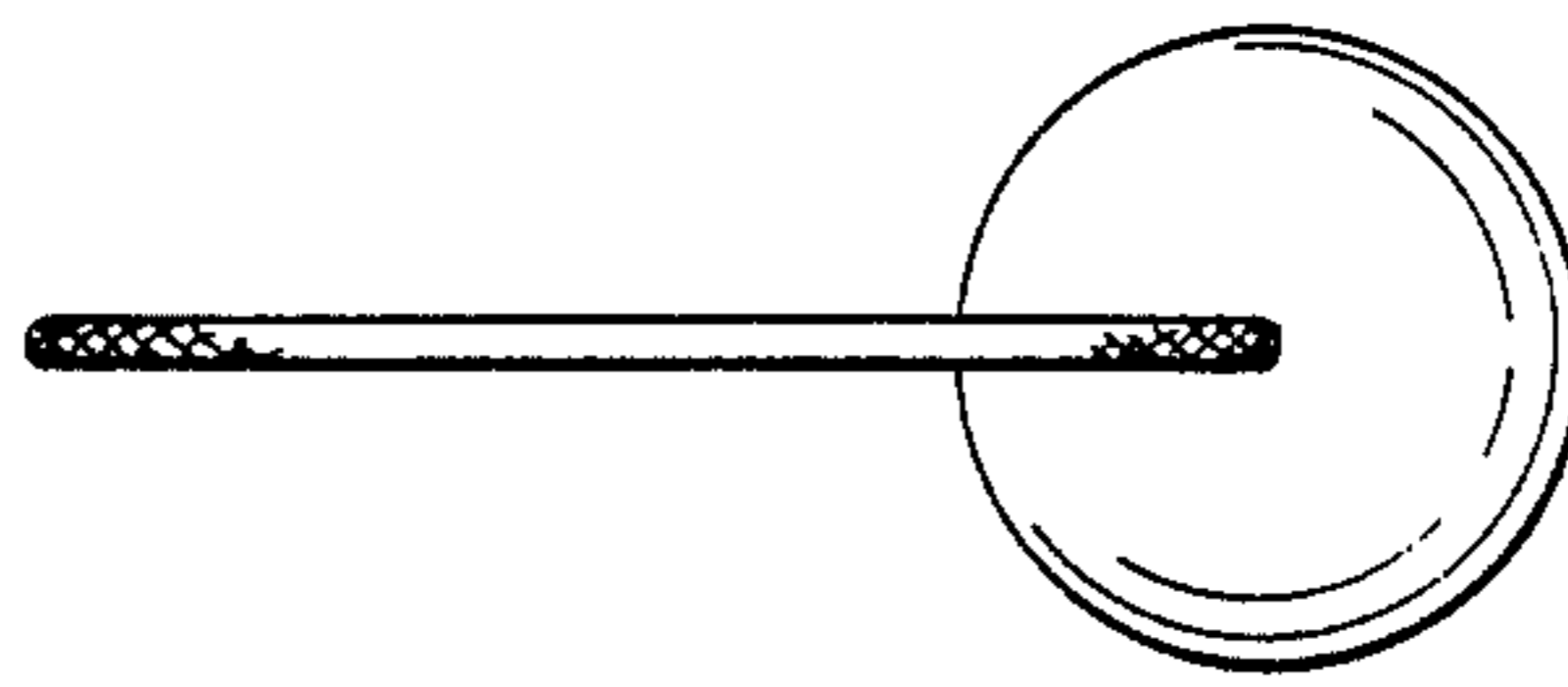




FIG. 3

↑
3



↑
3

FIG. 2

