

[54] **MARKING INSTRUMENT**

[75] **Inventor: Koichi Shintani, Kashiwa, Japan**

[73] **Assignee: Coleem Pencil Co., Japan, Tokyo, Japan**

[\*\*] **Term: 14 Years**

[21] **Appl. No.: 73,965**

[22] **Filed: Jul. 15, 1987**

[52] **U.S. Cl. .... D19/43; D19/48; D19/56; D19/57**

[58] **Field of Search ..... D19/35, 36, 41-51, D19/54-58; 401/196, 198, 202**

[56] **References Cited**

**U.S. PATENT DOCUMENTS**

- D. 260,272 8/1981 Horntrich ..... D19/43
- D. 266,335 9/1982 Chau ..... D19/36
- D. 268,935 5/1983 Horntrich ..... D19/43

- D. 271,889 12/1983 Krüchel et al. .... D19/43
- D. 282,378 1/1986 Ohyabu et al. .... D19/43
- D. 295,537 5/1988 Davidson et al. .... D19/43


*Primary Examiner*—Bruce W. Dunkins  
*Assistant Examiner*—Martha Thompson  
*Attorney, Agent, or Firm*—Michael J. Striker

[57] **CLAIM**

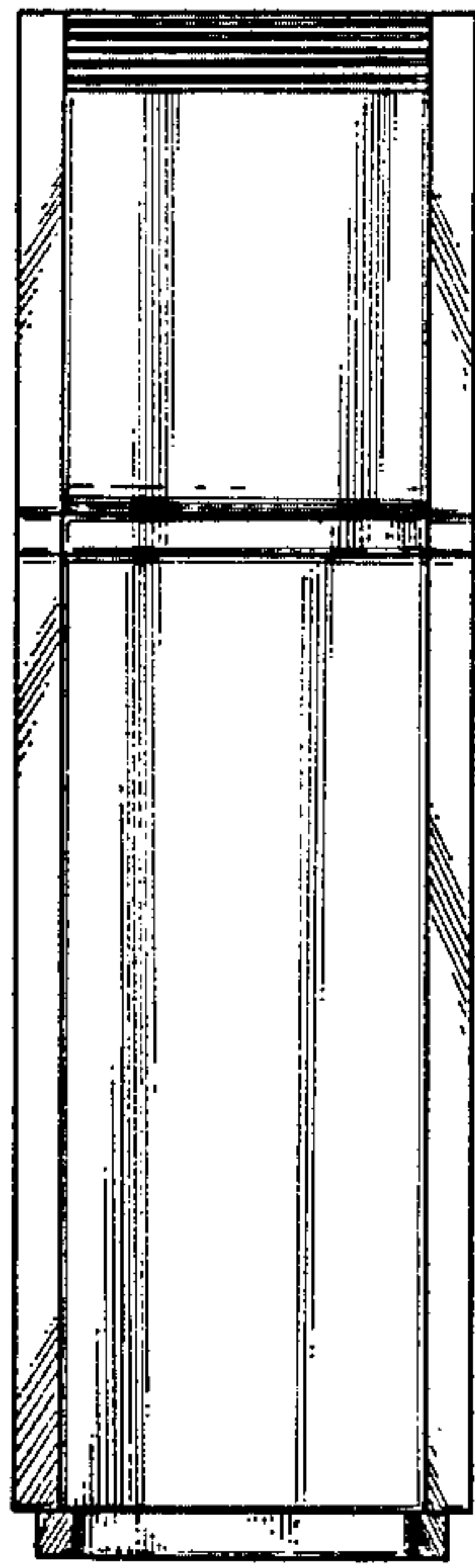
The ornamental design for a marking instrument, as shown and described.

**DESCRIPTION**


FIG. 1 is a front elevational view of a marking instrument showing my new design;  
FIG. 2 is a rear elevational view;  
FIG. 3 is a left side elevational view;  
FIG. 4 is a right side elevational view;  
FIG. 5 is a top plan view;  
FIG. 6 is a bottom plan view; and  
FIG. 7 is a perspective view of my design in an exploded condition.




FIG\_1




FIG\_3



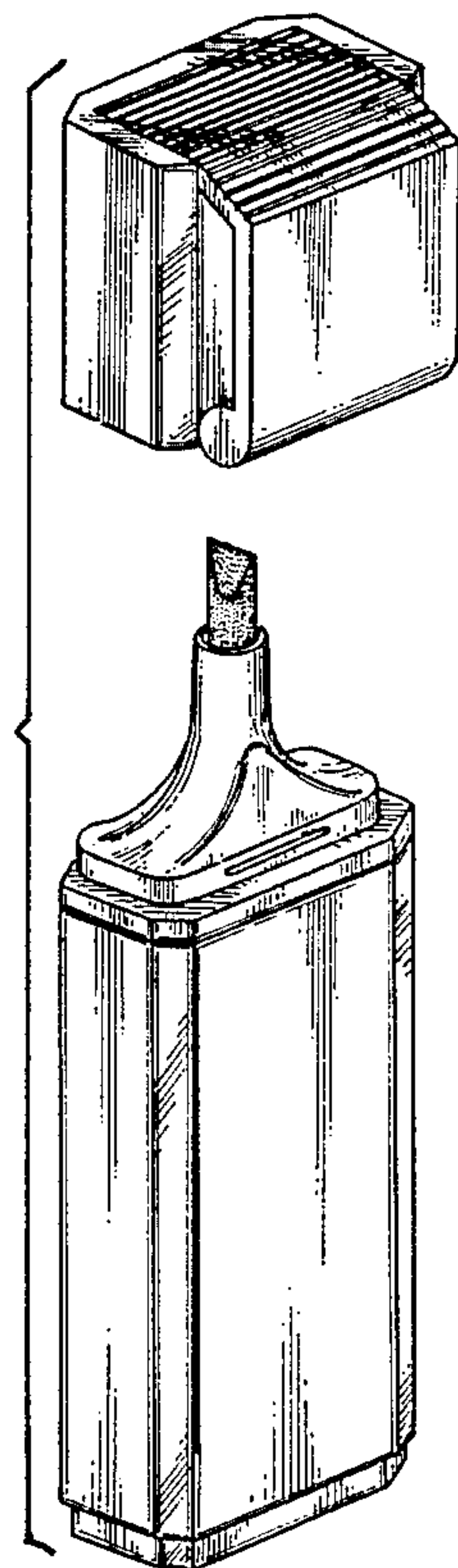
FIG\_5



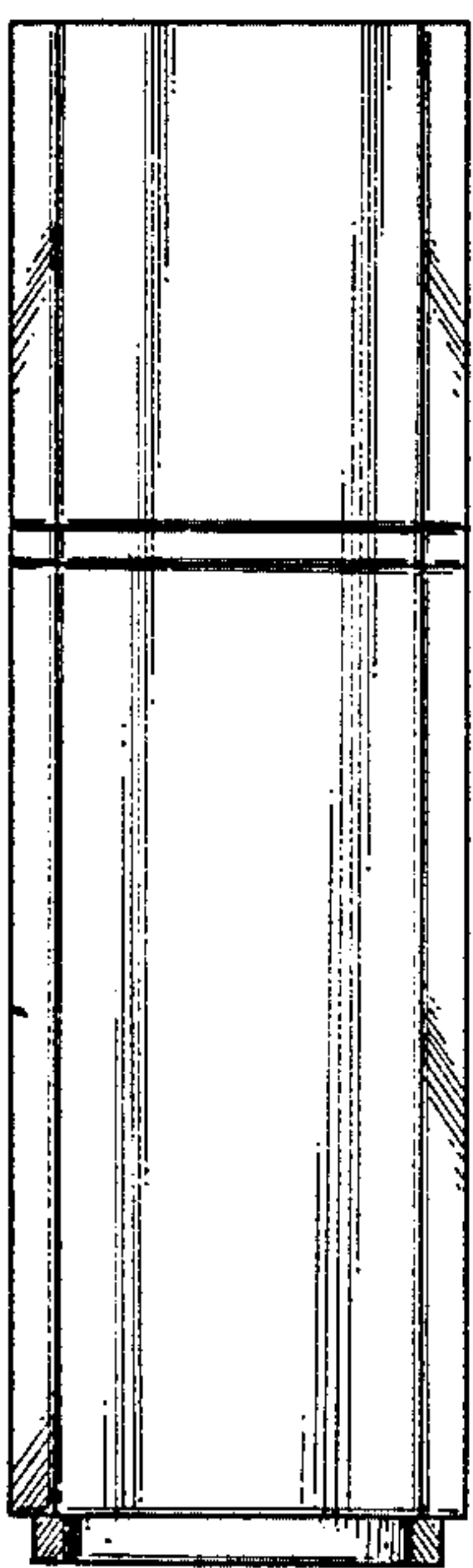
FIG\_6



FIG\_7



FIG\_2



FIG\_4

