

[54] HANDLE PORTION OF A HAND STAMP

3,719,140 3/1973 Hammel 101/405
4,594,943 6/1986 Nettesheim et al. 101/405

[75] Inventor: Walter Just, Wels, Austria

FOREIGN PATENT DOCUMENTS

[73] Assignee: Trodat-Werke Franz Just & Söhne,
Wels, Austria

0097207 1/1984 European Pat. Off. 101/405
2615090 11/1976 Fed. Rep. of Germany 101/327
1217717 11/1958 France 101/405

[**] Term: 14 Years

Primary Examiner—Nelson C. Holtje
Assistant Examiner—Caron D. Veynar
Attorney, Agent, or Firm—Kurt Kelman

[21] Appl. No.: 858,511

[22] Filed: May 1, 1986

[52] U.S. Cl. D18/18

[58] Field of Search D18/15, 16, 18;
101/105, 111, 327, 368, 371-373, 405, 406;
D7/393, 395, 398; D19/12, 71

[57] CLAIM

The ornamental design for a handle portion of a hand stamp, as shown.

[56] References Cited

U.S. PATENT DOCUMENTS

D. 267,496	1/1983	Goldstein	D18/15
D. 283,629	4/1986	Hewitt et al.	D18/15
1,058,008	4/1913	Standley	101/111
2,996,004	8/1961	Sinkiewicz	101/368
3,269,309	8/1966	Munson	101/406
3,302,566	2/1967	Blanchet	101/405
3,359,897	12/1967	Harte	101/405
3,431,840	3/1969	Munson	101/406
3,661,078	5/1972	Hammel	101/405

DESCRIPTION

FIG. 1 is a front elevational view of a handle portion of a hand stamp showing my new design;
FIG. 2 is a left side elevational view thereof;
FIG. 3 is a right side elevational view thereof;
FIG. 4 is a rear elevational view thereof;
FIG. 5 is a top plan view thereof;
FIG. 6 is a bottom plan view thereof; and
FIG. 7 is a perspective view thereof, the broken line showing of a stamp base is environmental only and forms no part of the claimed design.




FIG.3

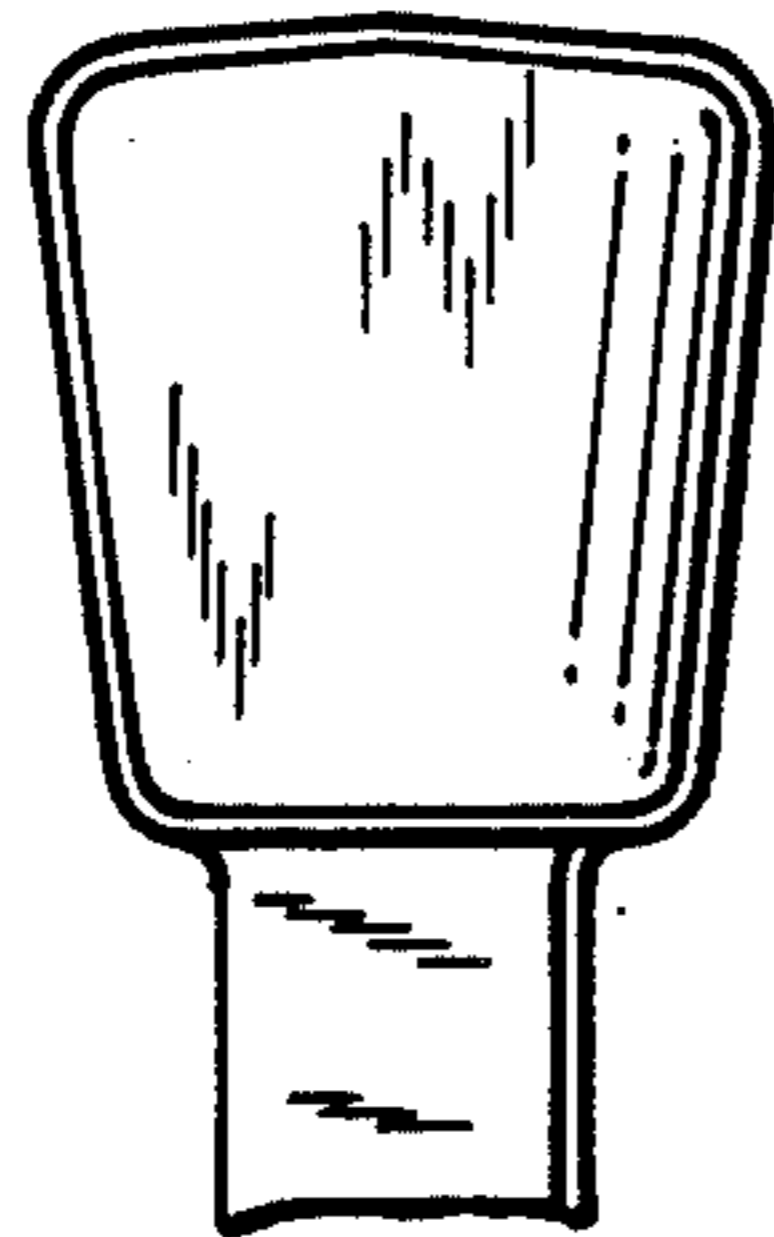


FIG.1

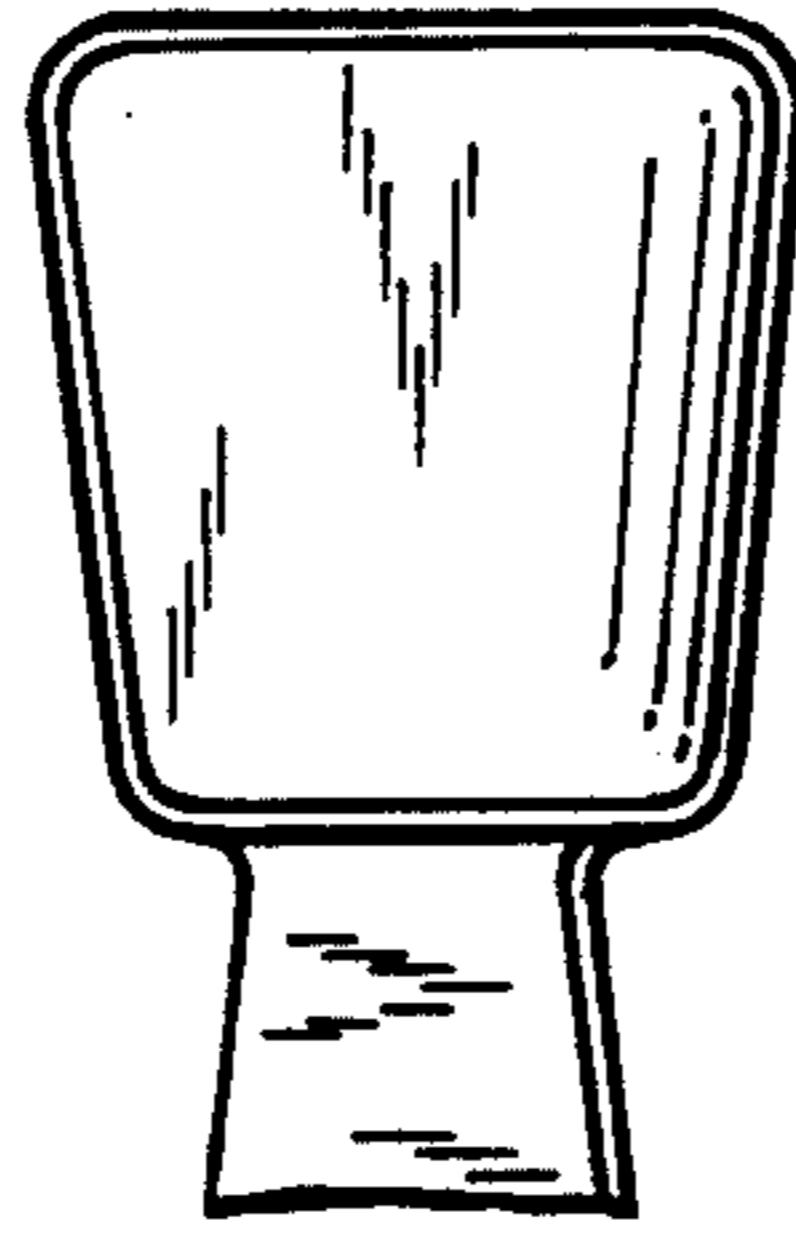


FIG.2

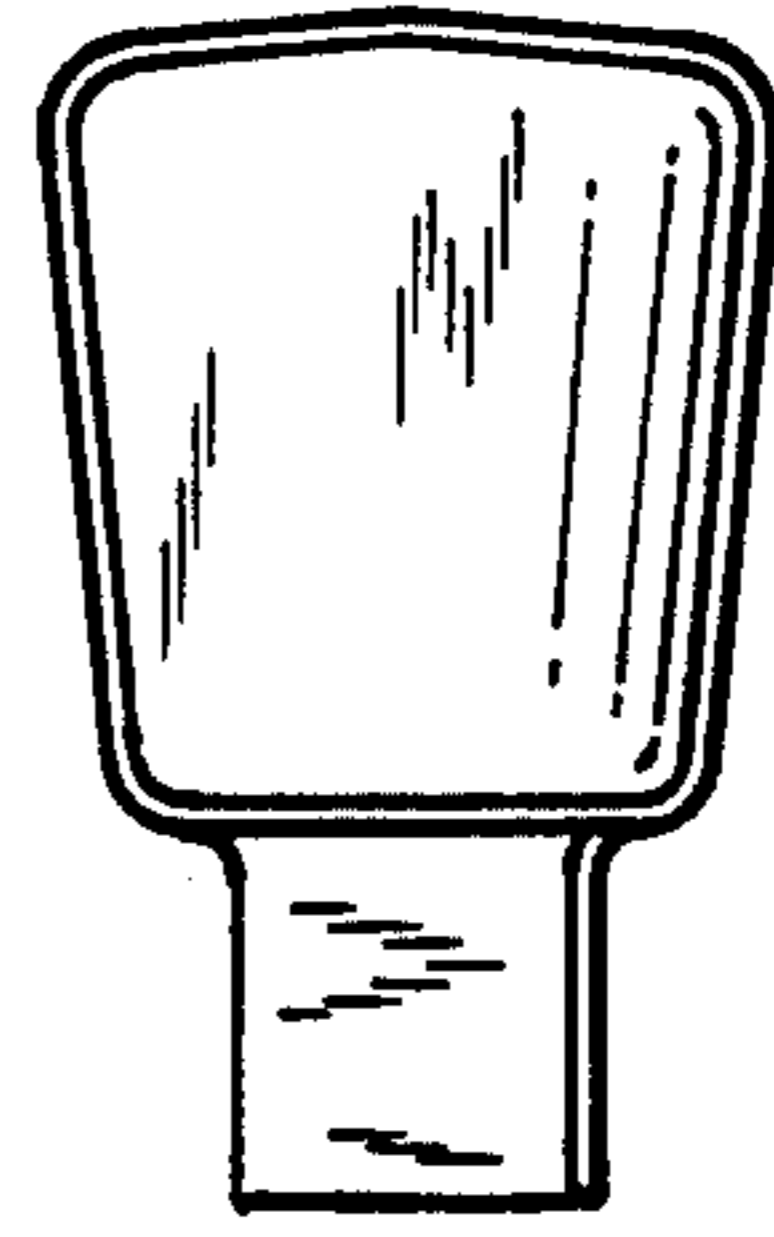


FIG.5

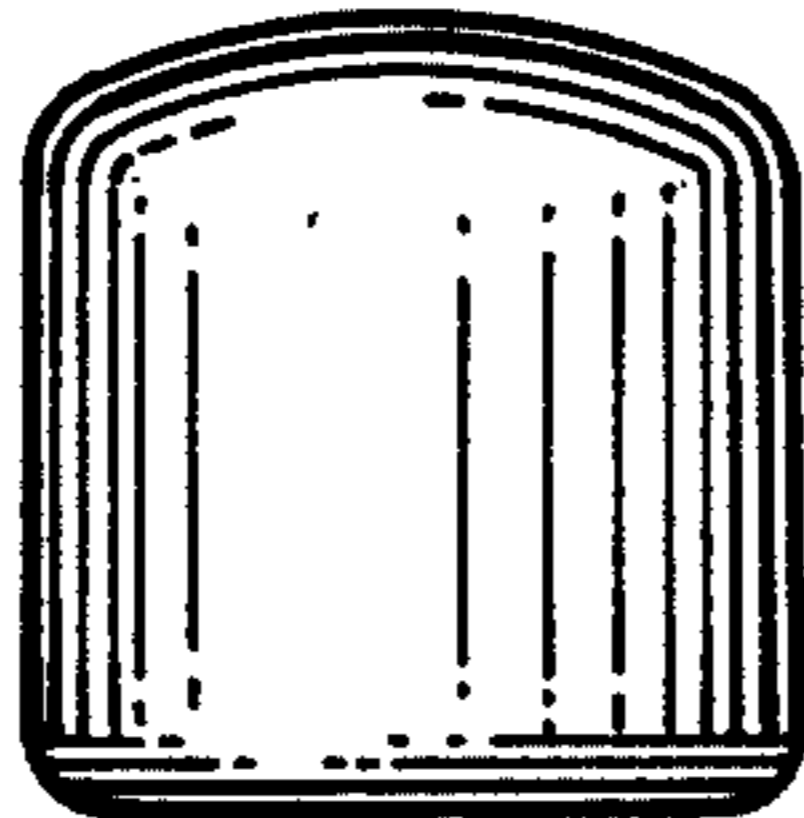


FIG.4




FIG.6




FIG.7

