

[54] **VEHICLE TIRE**

[75] Inventor: **Shusuke Kitagawa**, Osaka, Japan  
[73] Assignee: **The Ohtsu Tire & Rubber Co., Ltd.**,  
Izumi-Ohtsu, Japan  
[\*\*] Term: **14 Years**  
[21] Appl. No.: **83,997**  
[22] Filed: **Aug. 11, 1987**

[30] **Foreign Application Priority Data**

Mar. 13, 1987 [JP] Japan ..... 62-9679  
[52] U.S. Cl. .... **D12/146**  
[58] Field of Search ..... D12/141-143,  
D12/145-151; 152/209 R, 209 D, 209 B

[56] **References Cited**

**U.S. PATENT DOCUMENTS**

D. 261,495 10/1981 Yurkovich ..... D12/146  
D. 269,336 6/1983 Yurkovich ..... D12/146

**FOREIGN PATENT DOCUMENTS**

452718 8/1978 Japan .  
600449 2/1983 Japan .  
600640 2/1983 Japan .

**OTHER PUBLICATIONS**

1987 Tread Design Guide, ©1/87, p. 78, Uniroyal Rallye MS "Plus" Q Tire, third row down from top, second tire in from left side of page.  
1987 Tread Design Guide, ©1/87, p. 109, Cooper Discoverer Radial LT (All Season) Tire, second tire in from bottom left side of page.  
1987 Tread Design Guide, ©1/87, p. 125, Goodyear Wrangler AT Tire, bottom center of page.

*Primary Examiner*—James M. Gandy  
*Attorney, Agent, or Firm*—Armstrong, Nikaido,  
Marmelstein, Kubovcik & Murray

[57] **CLAIM**

The ornamental design for a vehicle tire, as shown and described.

**DESCRIPTION**

FIG. 1 is a side elevation view of a vehicle tire showing my new design, the opposite side being a mirror image thereof;  
FIG. 2 is a front elevation view thereof; and  
FIG. 3 is a perspective view thereof it being understood that the tread design is repeated uniformly throughout the circumference of the tire.

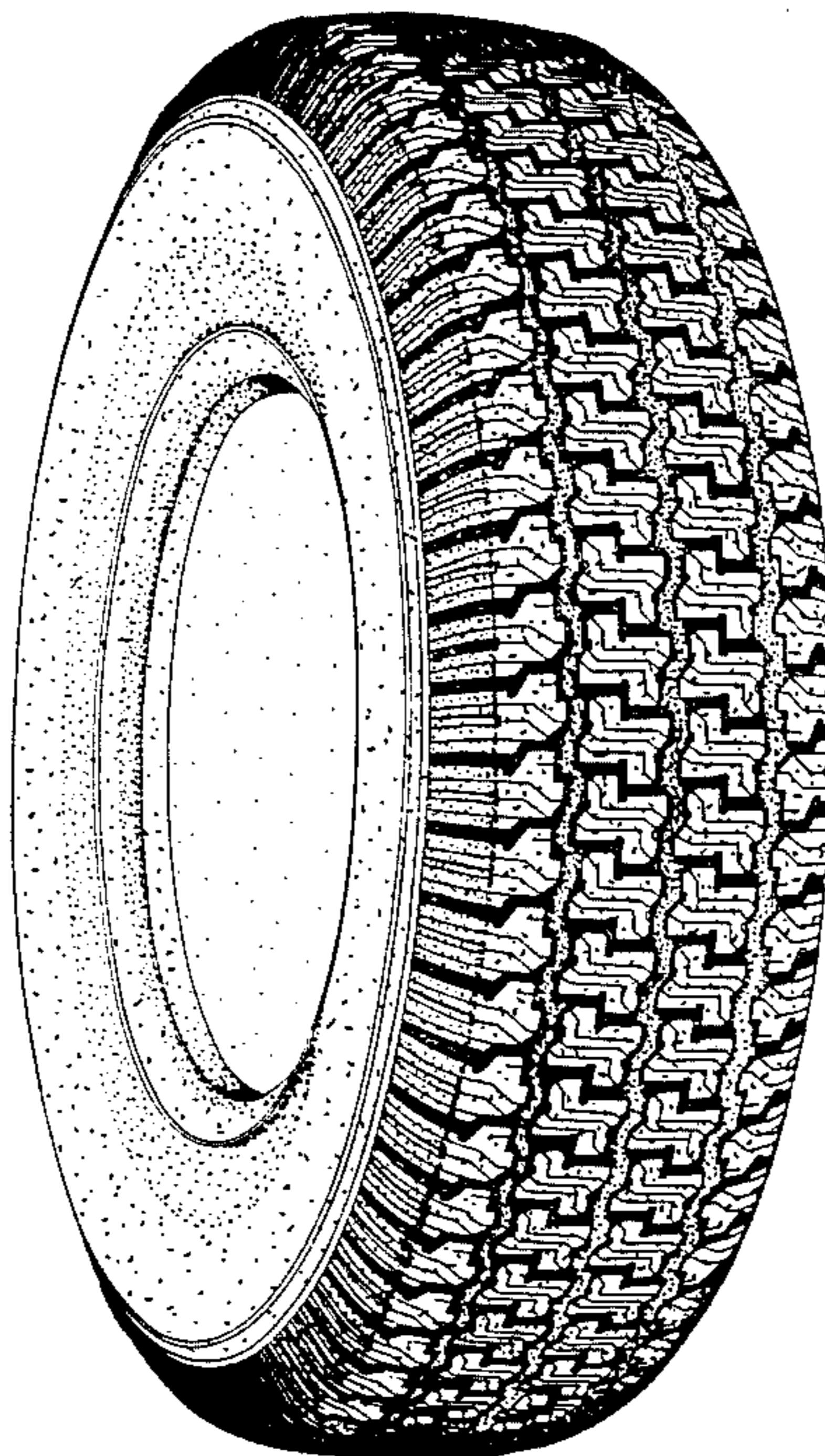


FIG.1

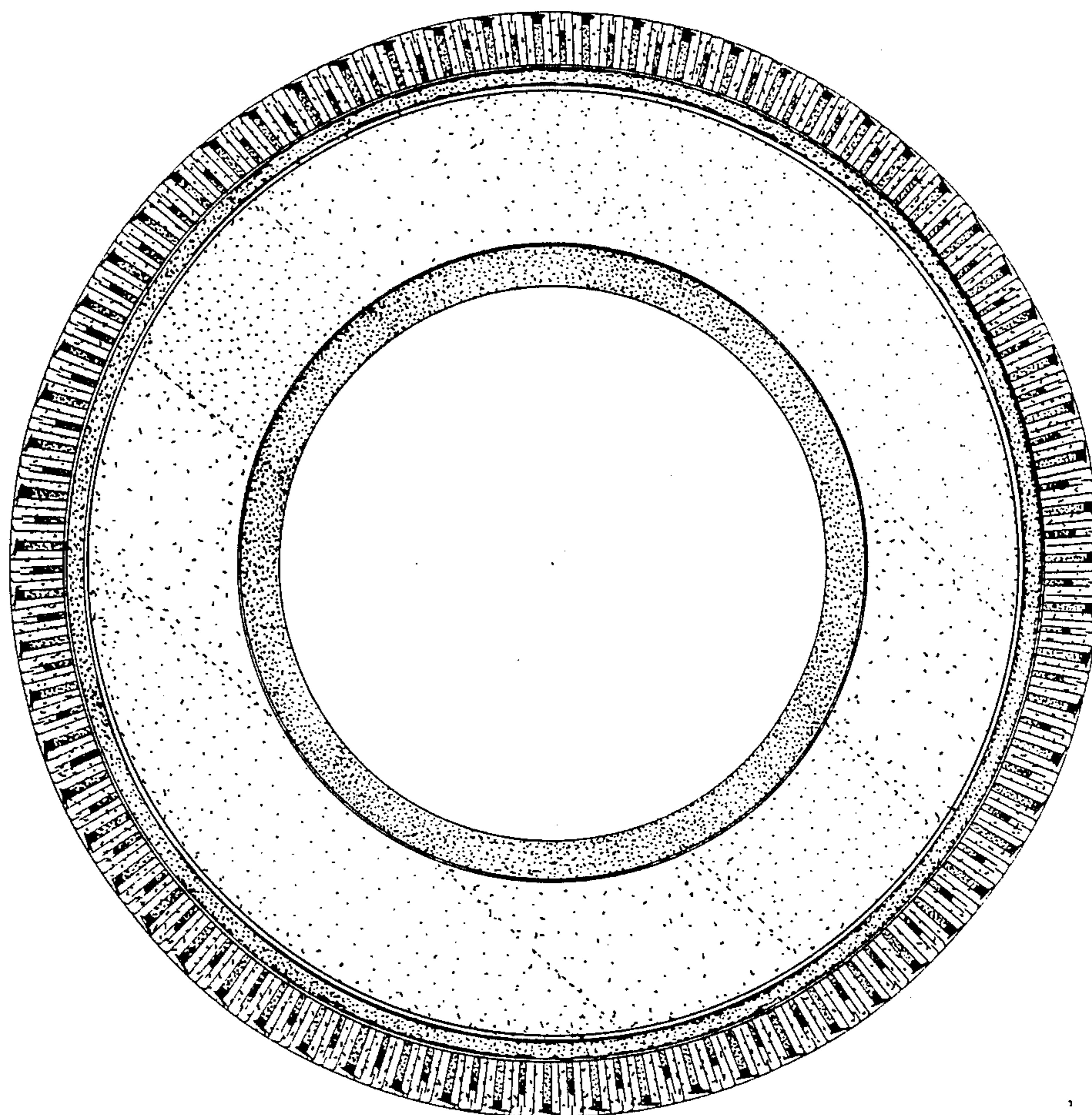


FIG.2




FIG.3

