

[54] **VEHICLE TIRE**

[75] **Inventor:** Rex B. Barnett, S. Coldfield,
England
[73] **Assignee:** SP Tyres UK Limited, Birmingham,
England

[**] **Term:** 14 Years

[21] **Appl. No.:** 152,589

[22] **Filed:** Feb. 5, 1988

[30] **Foreign Application Priority Data**

Aug. 5, 1987 [GB] United Kingdom 1043993
[52] **U.S. Cl.** D12/143
[58] **Field of Search** D12/141-143,
D12/146-151; 152/209 R, 209 D

[56] **References Cited**

U.S. PATENT DOCUMENTS

D. 228,889 10/1973 Boileau D12/142
D. 229,247 11/1973 Holmes D12/141
D. 268,489 4/1983 Arends et al. D12/143

D. 270,343 8/1983 Caretta D12/146

OTHER PUBLICATIONS

1987 Tread Design Guide, ©1/87, p. 111, Dayton Day-
tona Radial Stage Tire, bottom left side of page.
1987 Tread Design Guide, p. 71, Uniroyal Rallye 340
HR-70 Series Tire, second row down from top, center
of page.


Primary Examiner—James M. Gandy
Attorney, Agent, or Firm—Birch, Stewart, Kolasch &
Birch

[57] **CLAIM**

The ornamental design for a vehicle tire, as shown and
described.

DESCRIPTION

FIG. 1 is a perspective view of a vehicle tire showing
my new design, it being understood that the tread de-
sign is repeated uniformly throughout the circumfer-
ence of the tire and the opposite side is the same as the
side shown;
FIG. 2 is a front elevational view thereof; and
FIG. 3 is a side elevational view thereof.



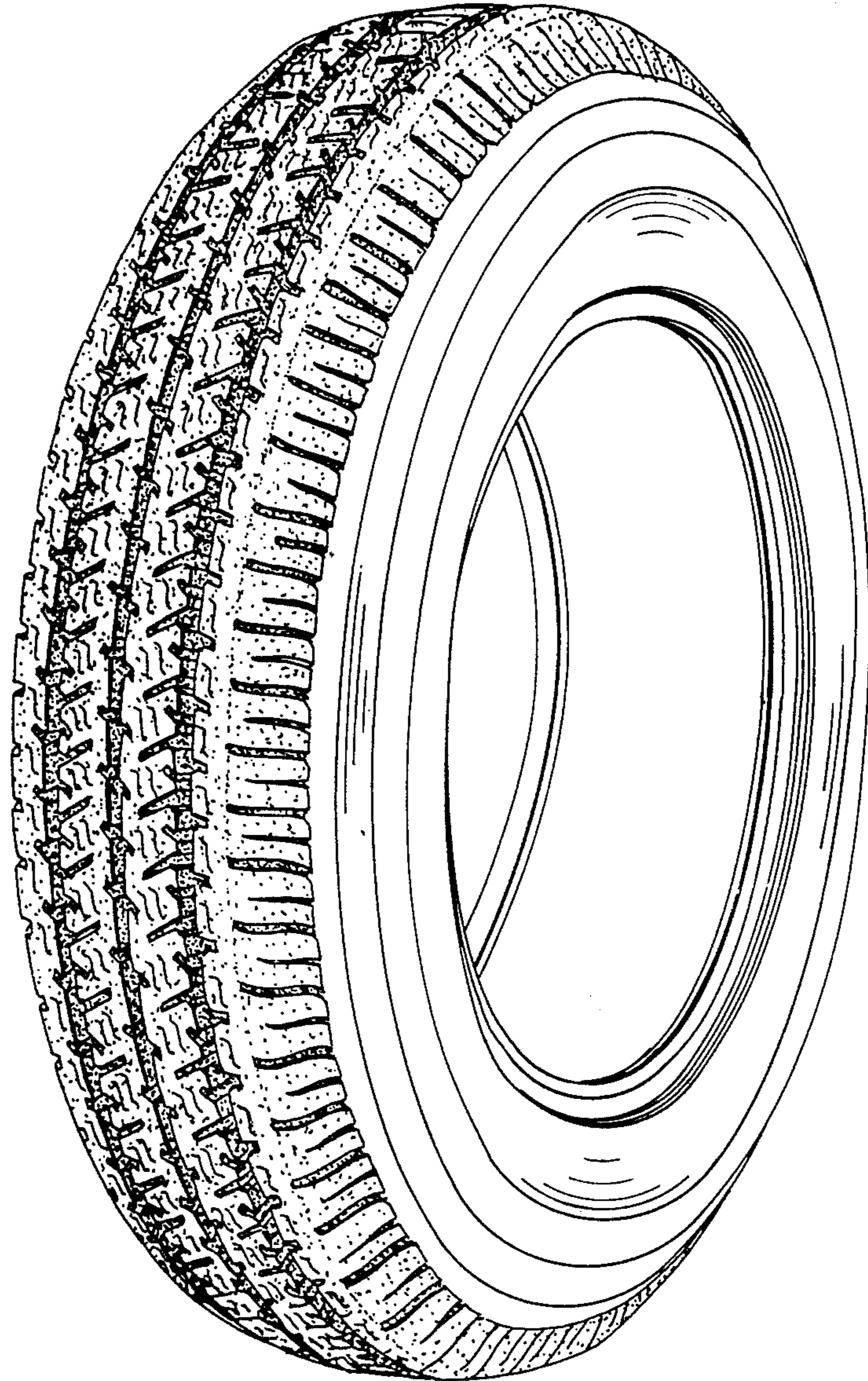


FIG. 1




FIG. 2

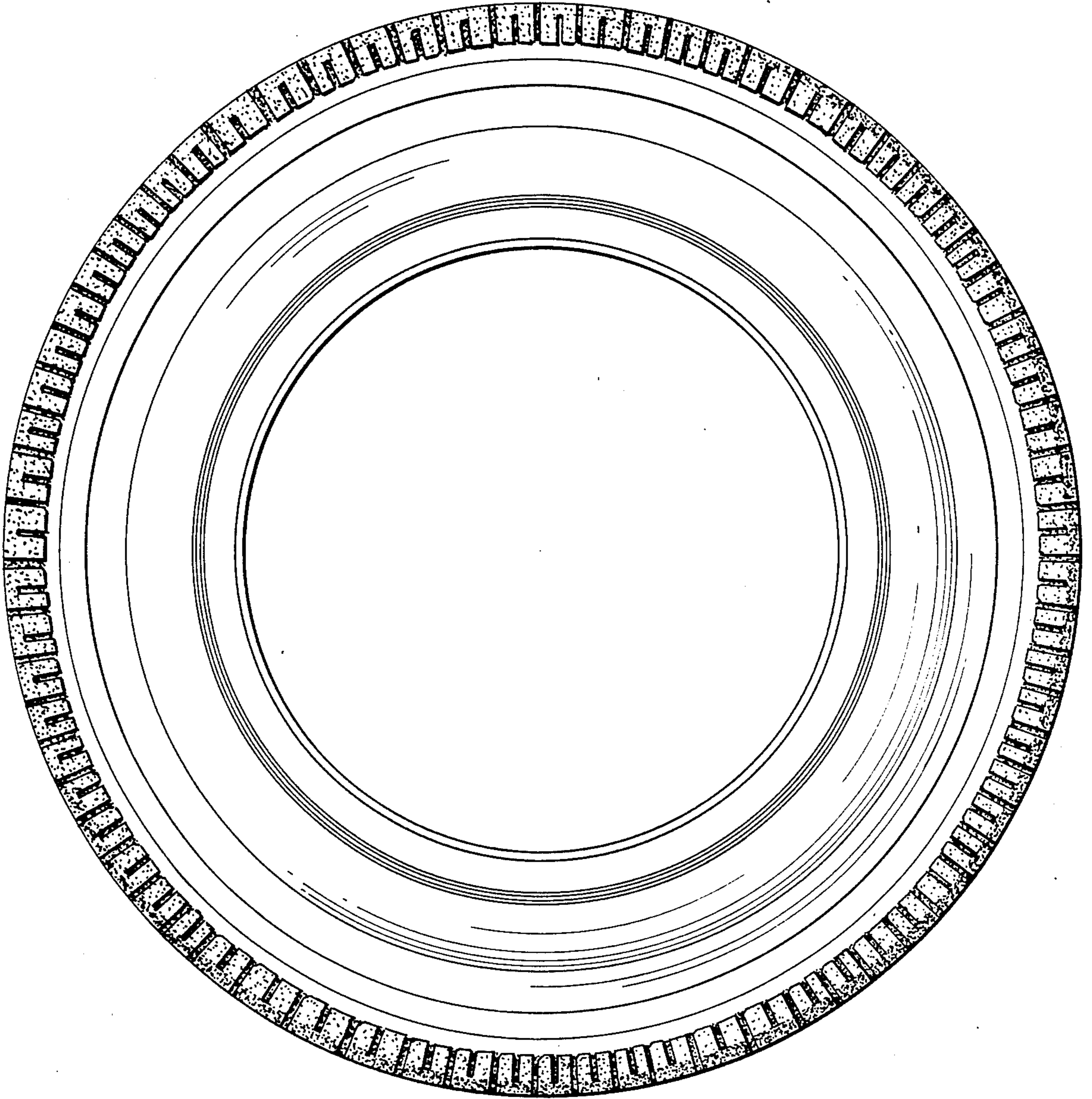


FIG. 3