

[54] COMBINED DISPENSER CONTAINER AND CAP

[76] Inventor: Antonio Fossati, via Erba, 100, 20037-Paderno Dugnano (Milano), Italy

[**] Term: 14 Years

[21] Appl. No.: 119,985

[22] Filed: Nov. 12, 1987

[30] Foreign Application Priority Data

May 13, 1987 [IT] Italy 21595/87[U]

[52] U.S. Cl. D9/300; D9/377

[58] Field of Search D9/300, 377, 403, 384; 222/637, 335, 385, 405

[56] References Cited

U.S. PATENT DOCUMENTS

D. 167,213	7/1952	Lapin	D9/300
D. 261,109	10/1981	Rosenblatt et al.	D9/384
D. 272,991	3/1984	Thompson	D9/377
D. 276,892	12/1984	Carre	D9/377
3,424,353	1/1969	Meador et al.	D9/300

OTHER PUBLICATIONS

Beauty Fashion; Aug. 1981; p. 34; Krizia Bottle.

Aersol Age; Apr. 1986; p. 57; Calmor Pump, (bottom right).

Aersol Age; Apr. 1986; p. 57; Calmor Spray Head, (bottom left).

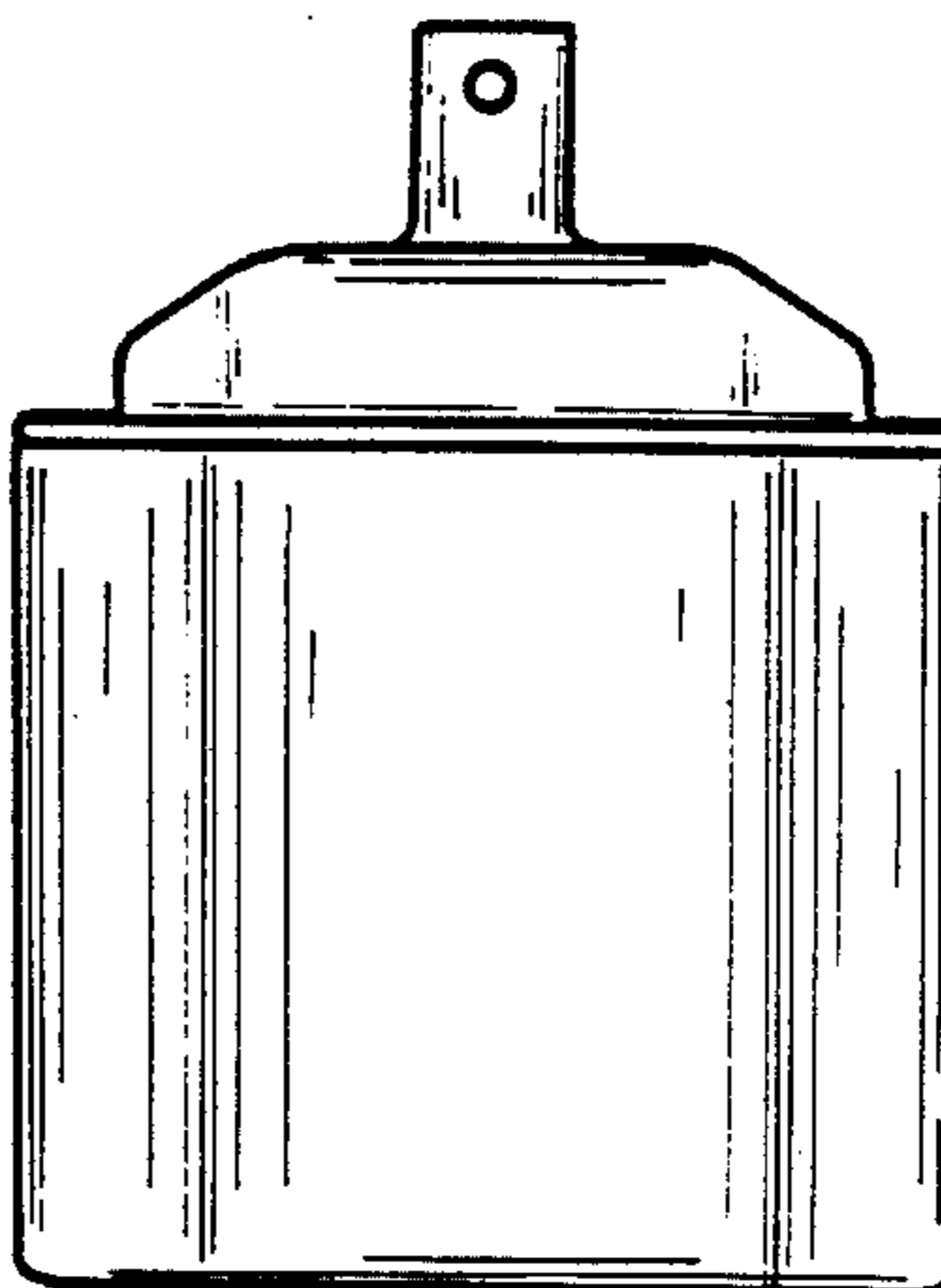

Primary Examiner—B. J. Bullock
Assistant Examiner—Domenic Simone
Attorney, Agent, or Firm—Bucknam and Archer

[57] CLAIM

The ornamental design for a combined dispenser container and cap, as shown and described.

DESCRIPTION

FIG. 1 is a front view of a combined dispenser container and cap showing my new design;
FIG. 2 is a side view thereof;
FIG. 3 is an opposite side view thereof;
FIG. 4 is a rear view thereof;
FIG. 5 is a top view thereof;
FIG. 6 is a bottom view thereof;
FIG. 7 is a front view thereof; the cap removed for clarity of illustration;
FIG. 8 is a side view of FIG. 7;
FIG. 9 is the opposite side view of FIG. 7;
FIG. 10 is a rear view of FIG. 7;
FIG. 11 is a top view of FIG. 7;
FIG. 12 is a bottom view of FIG. 7.



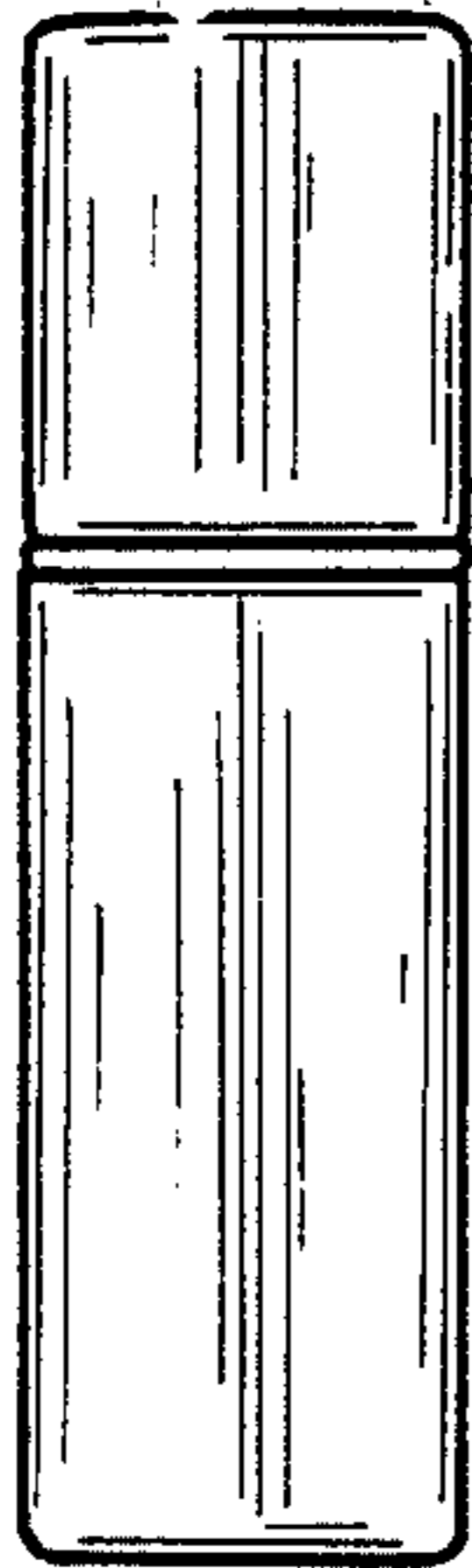


FIG. 2




FIG. 1




FIG. 3




FIG. 4




FIG. 5




FIG. 6




FIG. 8

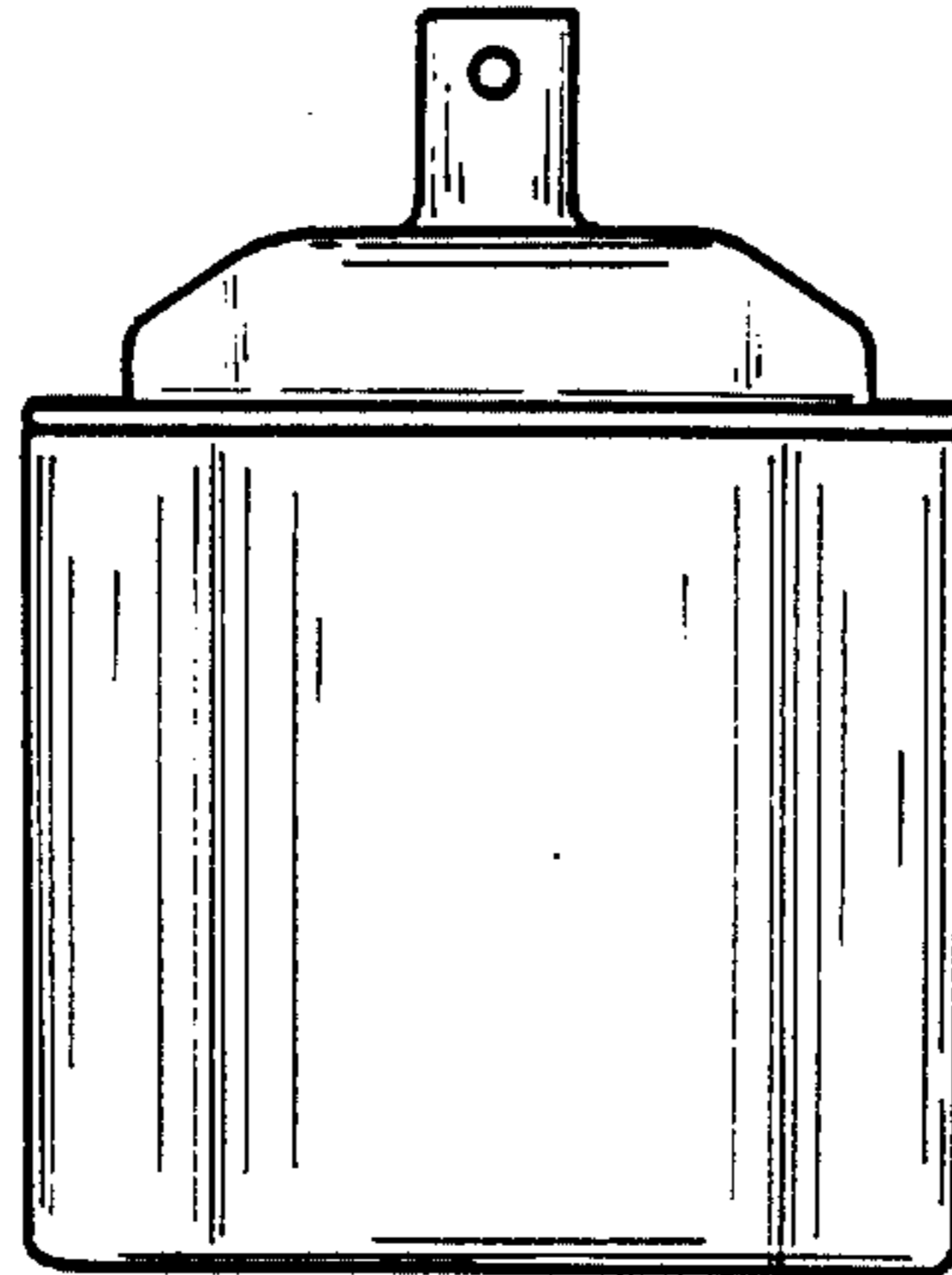


FIG. 7




FIG. 9




FIG. 10




FIG. 11




FIG. 12