

[54] **CORD-HOLDING CLIP**

1,845,365 2/1932 Thomson ..... 248/74.1  
4,673,151 6/1987 Pelz ..... 248/74.1

[76] **Inventor: Virgil R. Lysgaard, R.R. 5, Site 3,  
Comp. 87, Kamloops, British  
Columbia V2C 6C2, Canada**

**FOREIGN PATENT DOCUMENTS**

1286788 1/1962 France ..... 248/74.1

[\*\*] **Term: 14 Years**

*Primary Examiner—B. J. Bullock  
Attorney, Agent, or Firm—Fetherstonhaugh & Co.*

[21] **Appl. No.: 276,510**

[57] **CLAIM**

[22] **Filed: Nov. 25, 1988**

The ornamental design for a cord-holding clip, as shown and described.

[52] **U.S. Cl. .... D8/395; D8/396**

[58] **Field of Search .... D8/382, 394-396,  
D8/356, 380; 248/74.2, 65, 316.7; 24/129 R,  
115 R**

**DESCRIPTION**

[56] **References Cited**

**U.S. PATENT DOCUMENTS**

D. 205,007 6/1966 Watson ..... D8/356  
D. 208,007 6/1967 LaPierre ..... D8/356  
D. 235,133 5/1975 Armstrong ..... D8/380  
D. 275,175 8/1984 Rolli, Jr. .... D8/396

FIG. 1 is a front perspective view of a cord-holding clip showing my new design;  
FIG. 2 is a top plan view thereof;  
FIG. 3 is a right-hand side elevational view thereof;  
FIG. 4 is a left-hand side elevational view thereof;  
FIG. 5 is a front elevational thereof; and  
FIG. 6 is a rear elevational view thereof;  
FIG. 7 is a bottom plan view thereof.

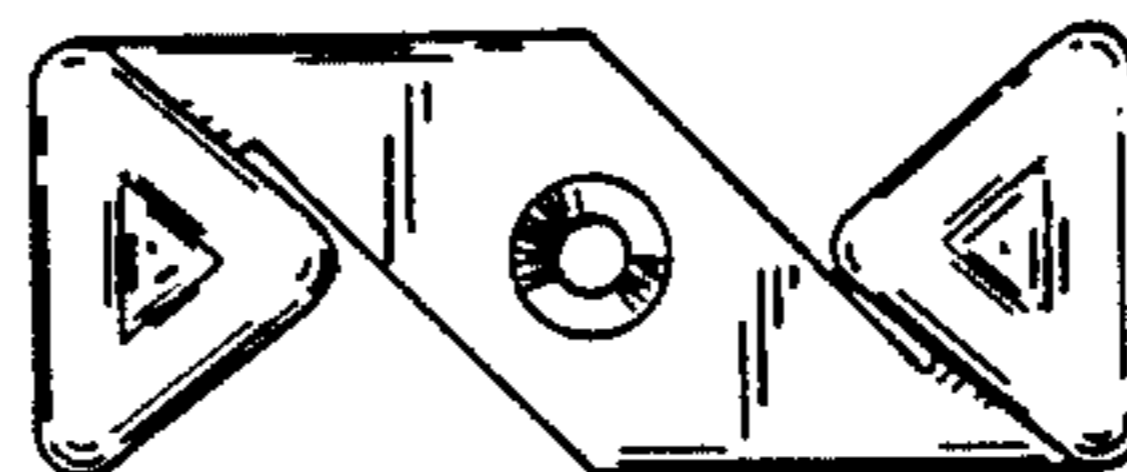
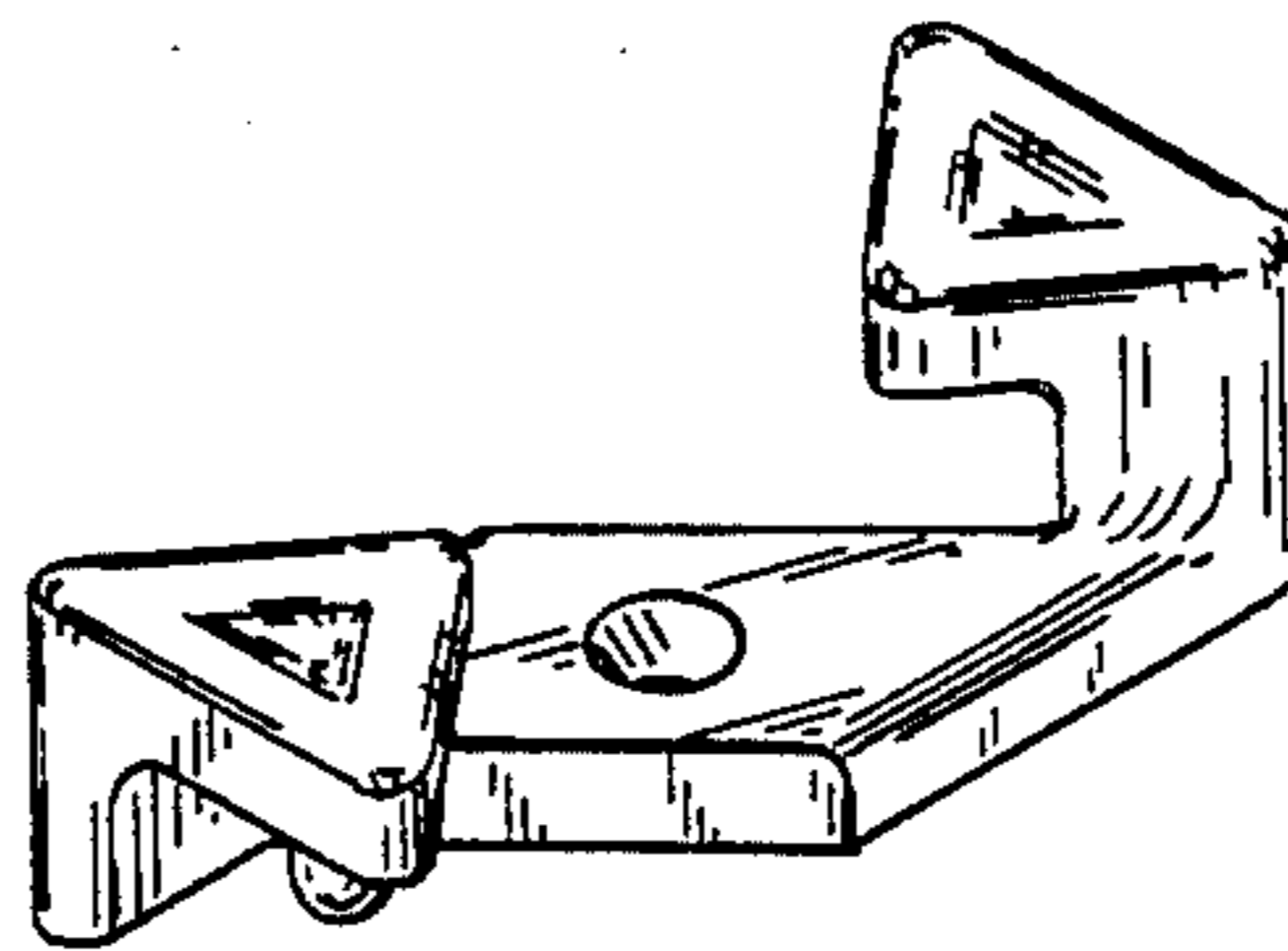


Fig. 1.

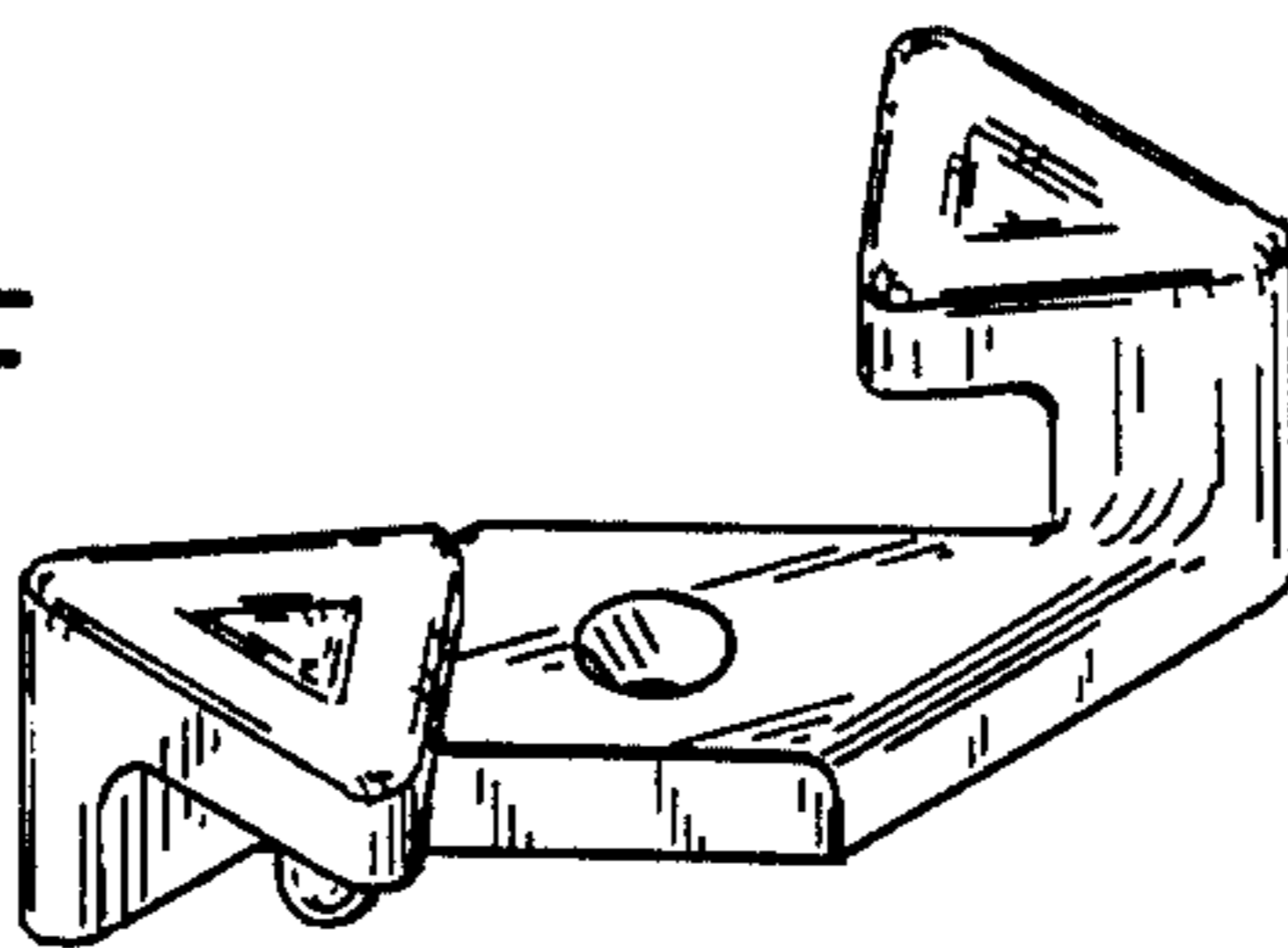


Fig. 3.



Fig. 2.

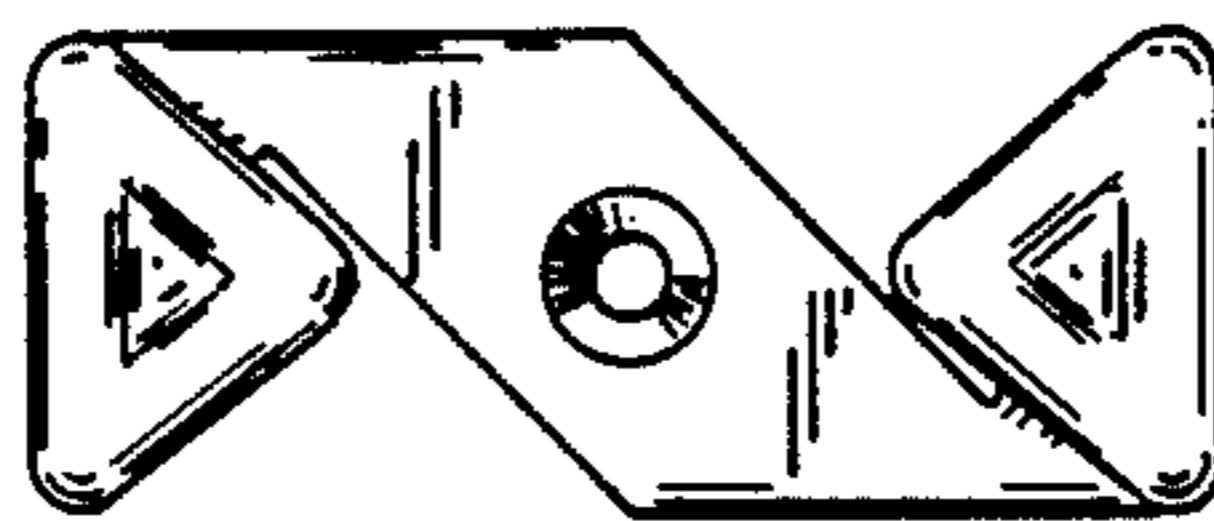


Fig. 4.



Fig. 5.

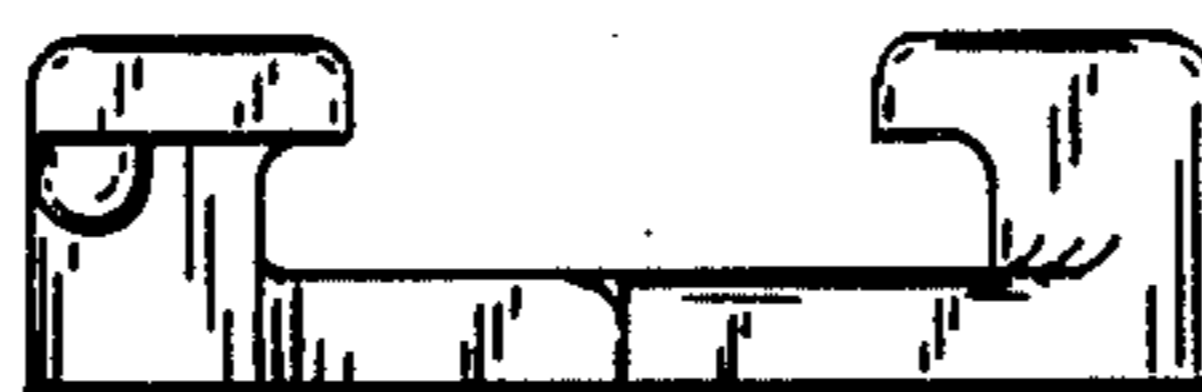


Fig. 6.

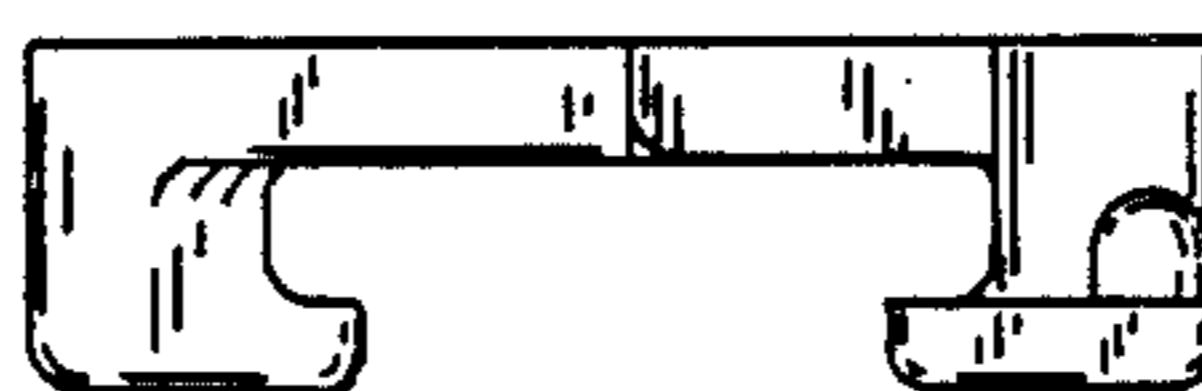


Fig. 7.

