

[54] SHOE UPPER

[75] Inventors: Bruce J. Kilgore, Lake Oswego; Tinker L. Hatfield, Portland, both of Oreg.

[73] Assignees: Nike, Inc.; Nike International Ltd., Beaverton, Oreg.

[**] Term: 14 Years

[21] Appl. No.: 280,273

[22] Filed: Dec. 5, 1988

[52] U.S. Cl. D2/314; D2/312

[58] Field of Search D2/264, 265, 268-272, D2/275, 276, 308-314; 36/45, 83, 88-90, 102-106, 132, 112-117, 136

[56] References Cited

U.S. PATENT DOCUMENTS

D. 253,317	11/1978	Negrin	D2/272
D. 272,964	3/1984	Muller Feigelstock	D2/310
D. 280,567	9/1985	Ji	D2/310
D. 283,463	4/1986	Chassaing	D2/310
D. 284,039	6/1986	Yoshitake	D2/310
D. 295,578	5/1988	Tong	D2/314
D. 297,585	9/1988	Brown et al.	D2/314
D. 297,587	9/1988	Selbiger et al.	D2/314
D. 299,583	1/1989	Tong	D2/314
D. 299,784	2/1989	Brown et al.	D2/314
D. 300,181	3/1989	Jimenez	D2/314
4,571,856	2/1986	Lin et al.	36/89
4,776,111	10/1988	Crowley	36/89

OTHER PUBLICATIONS

PRO-SPECS Fall 1984 Supplement, (5/28/84), to Footwear News.

KangaROOS Catalog (Handwritten Notation Distributed Published by the Company, Jun. 18, 1984).

KanagaROOS Advertisement entitled "Boot Power", ©1984.

KanagaROOS Catalog—Handwritten Notation Published, 2/1/83.

Nike Fall 1986 Performance Catalog Published Jan. 1986, pp. 22, 24, 26, 28, 30, 32, 34, 36, 38, 98, 100, 102, 104, 114 and 116.

Nike Fall 1987 Footwear Catalog Published Jan. 1987, pp. 24, 26, 28, 30, 32, 34, 36, 112, 114, 116, 118, 120, 122, 124, 126, 128 and 130.

Nike Fall 1988 Footwear Catalog Published Jan. 1988, pp. 24, 26, 28, 30, 32, 34, 36, 38, 40, 42, 118, 120, 122, 124, 126, 128, 130, 132, 134, 136, 138.

Primary Examiner—Louis S. Zarfes
Attorney, Agent, or Firm—Banner, Birch, McKie & Beckett

[57] CLAIM

The ornamental design for a shoe upper, as shown and described.

DESCRIPTION

FIG. 1 is a side elevational view of one side of a shoe upper showing our new design;


FIG. 2 is a side elevational view of the other side of the shoe upper shown in FIG. 1;

FIG. 3 is a front elevational view of the shoe upper shown in FIG. 1;

FIG. 4 is a rear elevational view of the shoe upper shown in FIG. 1; and

FIG. 5 is a top plan view of the shoe upper shown in FIG. 1.

The broken line showing of a shoe sole is for illustrative purposes only and forms no part of the claimed design.



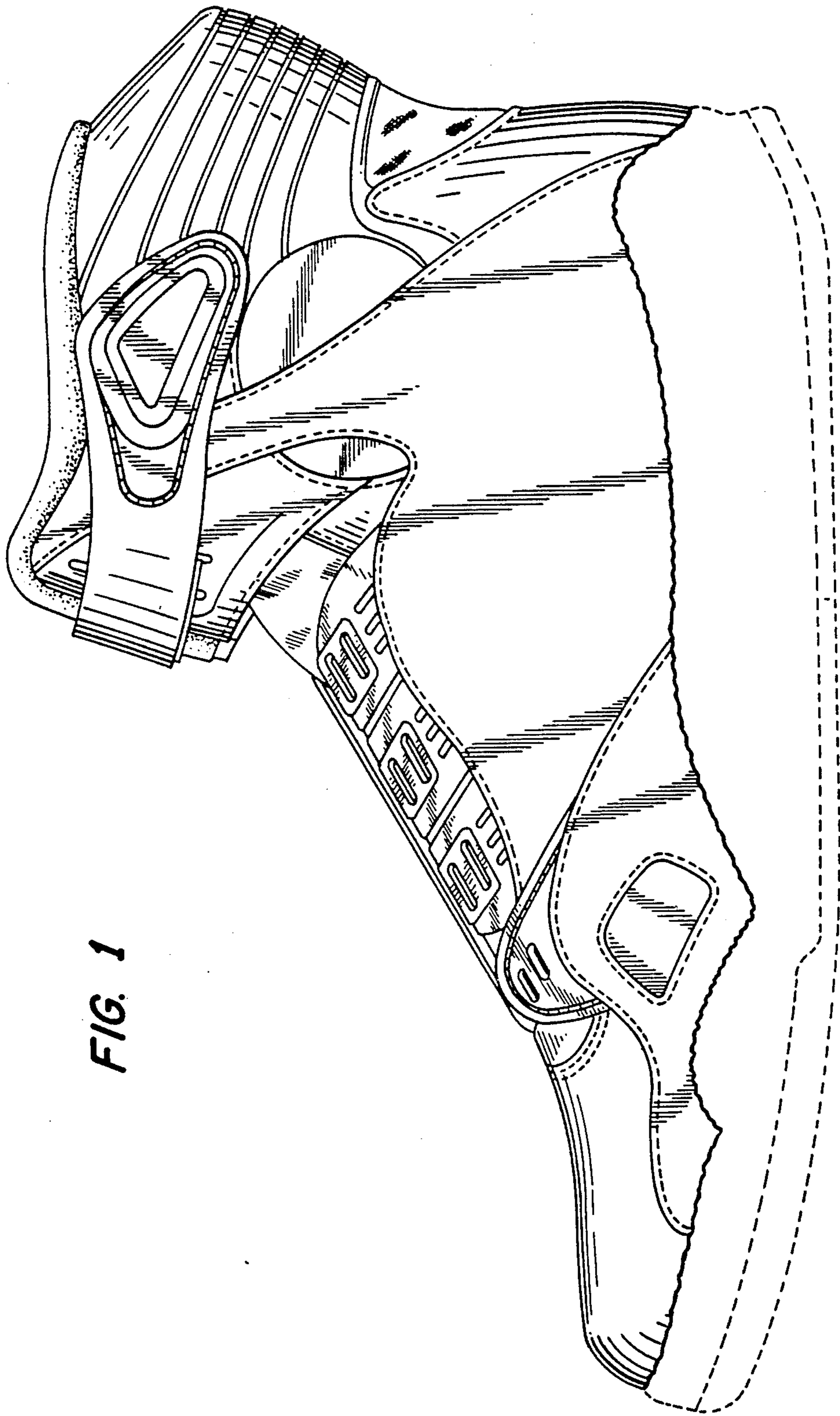


FIG. 1

FIG. 2

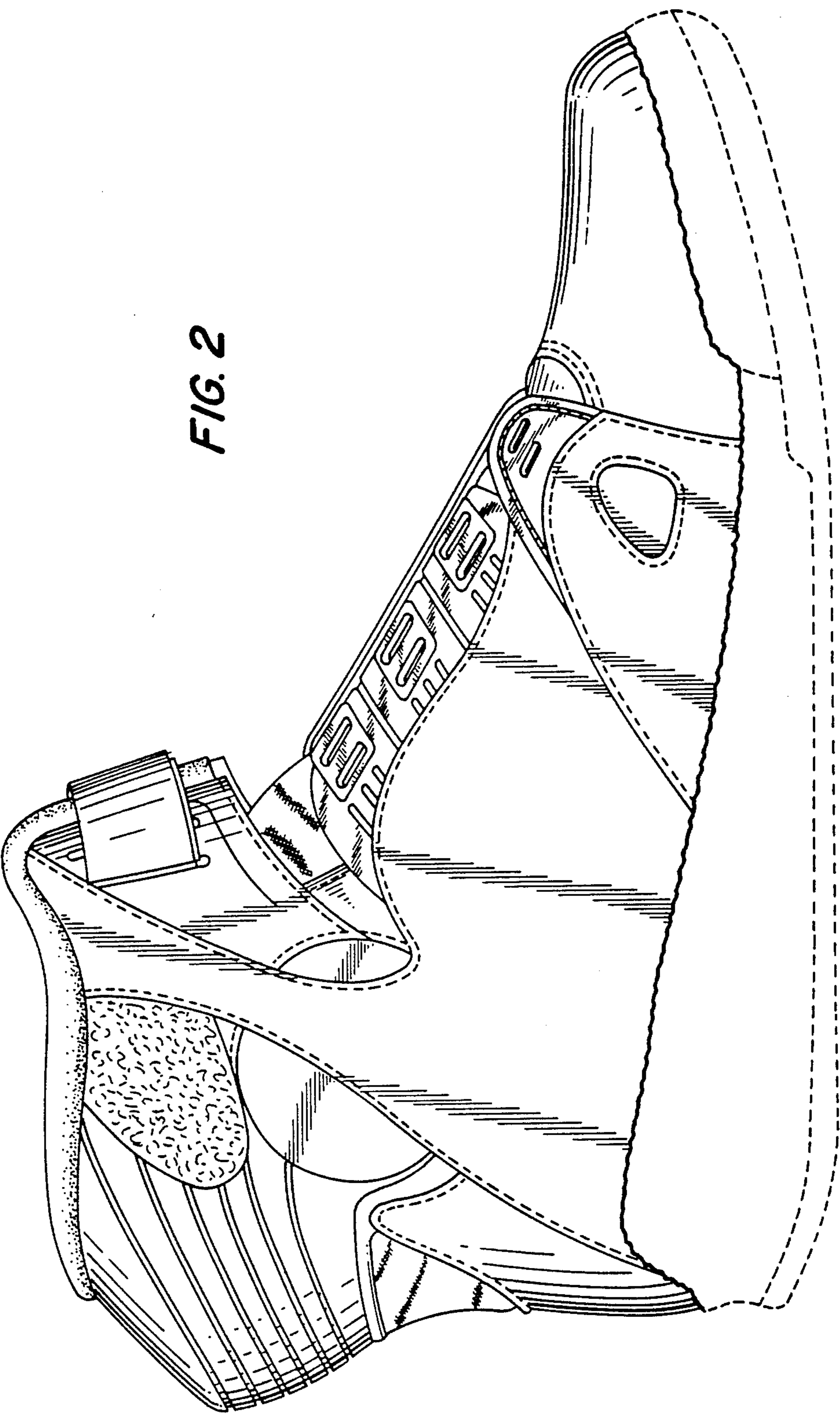


FIG. 4

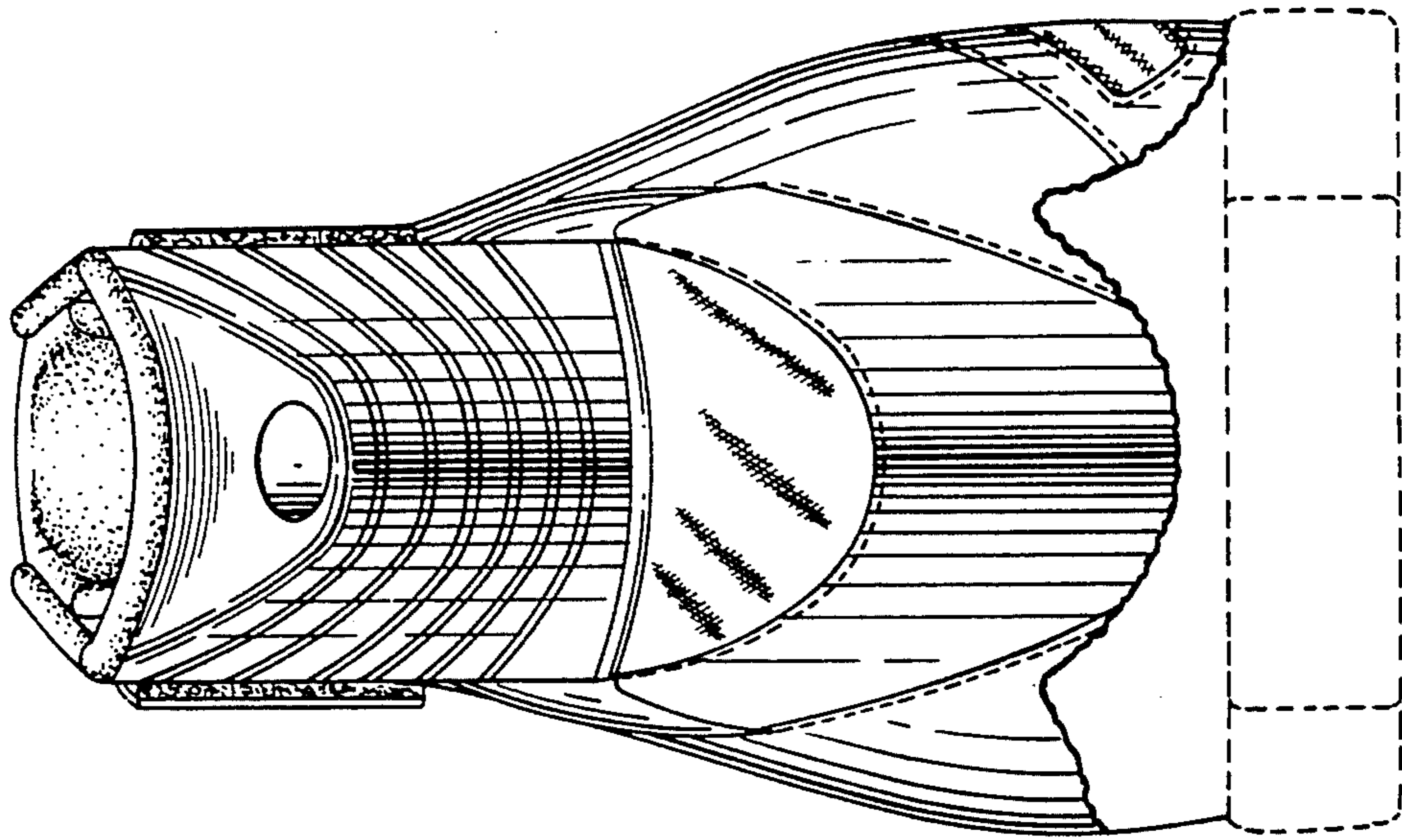


FIG. 3

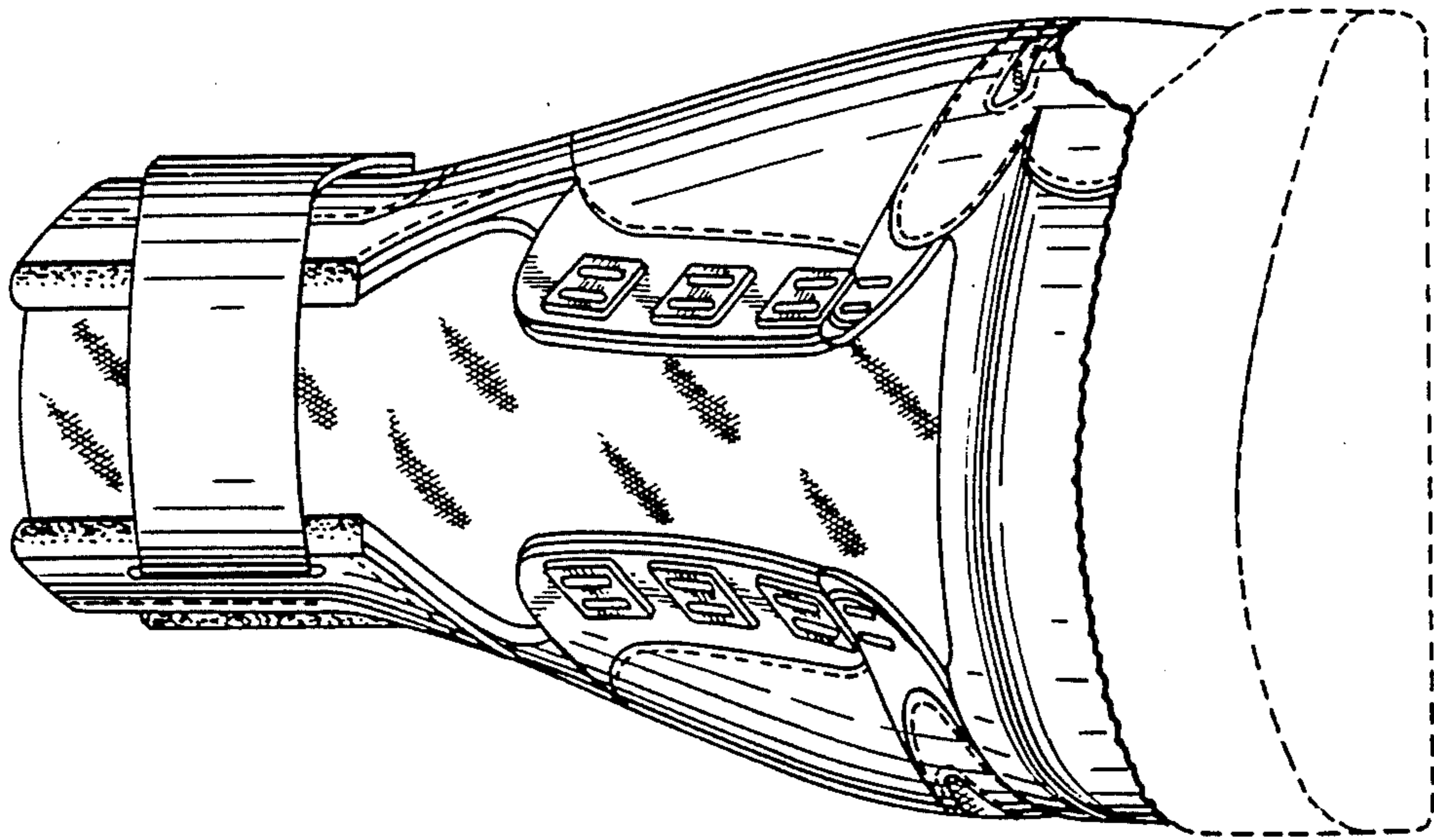


FIG. 5

