

[54] **WAX-APPLICATOR**

[75] **Inventor: Hans T. Meelen, Drachten, Netherlands**

[73] **Assignee: U.S. Philips Corporation, New York, N.Y.**

[**] **Term: 14 Years**

[21] **Appl. No.: 62,818**

[22] **Filed: Jun. 15, 1987**

[30] **Foreign Application Priority Data**

Dec. 18, 1986 [XBX] Benelux 61692/86

[52] **U.S. Cl. D28/10; D9/338**

[58] **Field of Search D28/9, 10, 44-54; D9/339; 30/32, 34.05, 34.1, 41, 41.5, 41.6, 41.9, 42, 43-43.92, 44, 84-86, 90**

[56] **References Cited**

U.S. PATENT DOCUMENTS

D. 270,486 9/1983 Nagelkerke D28/49
D. 290,527 6/1987 Thorogood D28/10
D. 293,941 1/1988 Elie D28/83 X

Primary Examiner—Louis S. Zarfes

[57] **CLAIM**

The ornamental design for a wax-applicator, as shown.

DESCRIPTION

FIG. 1 is a front, top and left side perspective view of a wax applicator showing my new design;
FIG. 2 is a front elevational view thereof;
FIG. 3 is a rear elevational view thereof;
FIG. 4 is a left side elevational view thereof;
FIG. 5 is a right side elevational view thereof;
FIG. 6 is a top plan view thereof; and
FIG. 7 is a bottom plan view thereof.




FIG. 1




FIG. 2

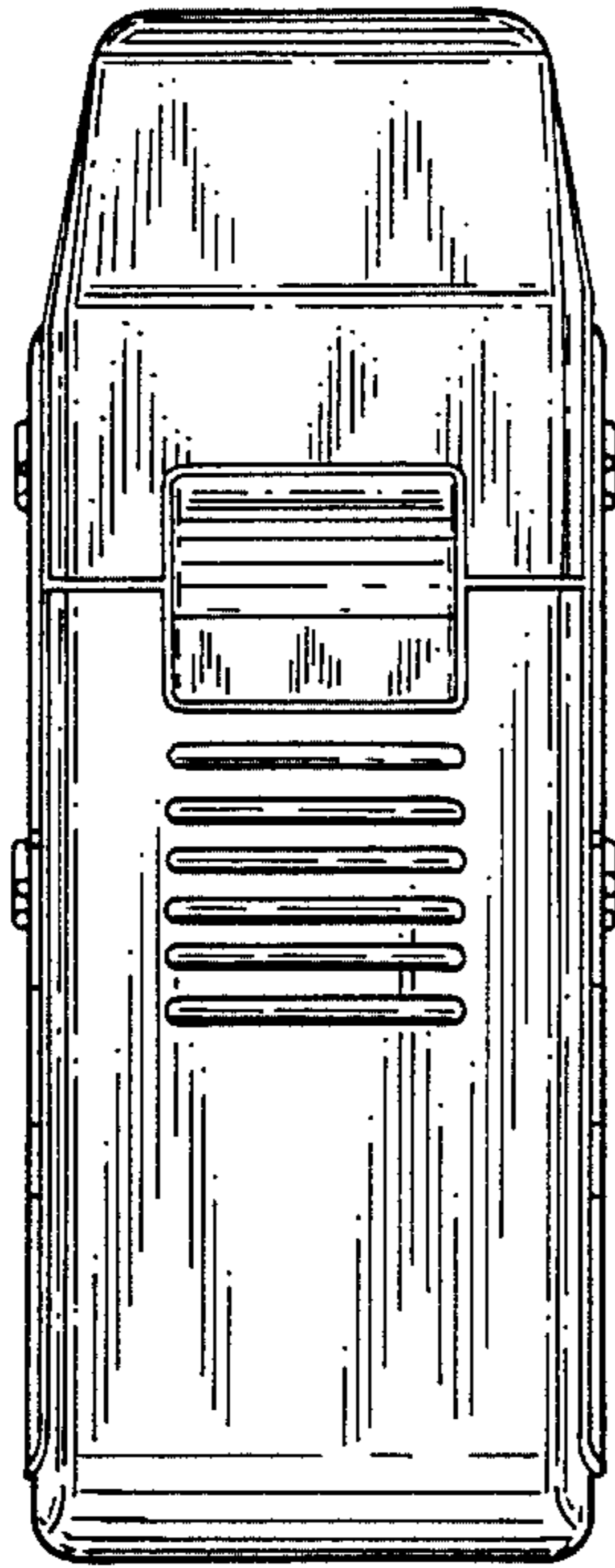


FIG. 3




FIG. 4




FIG. 5




FIG. 6

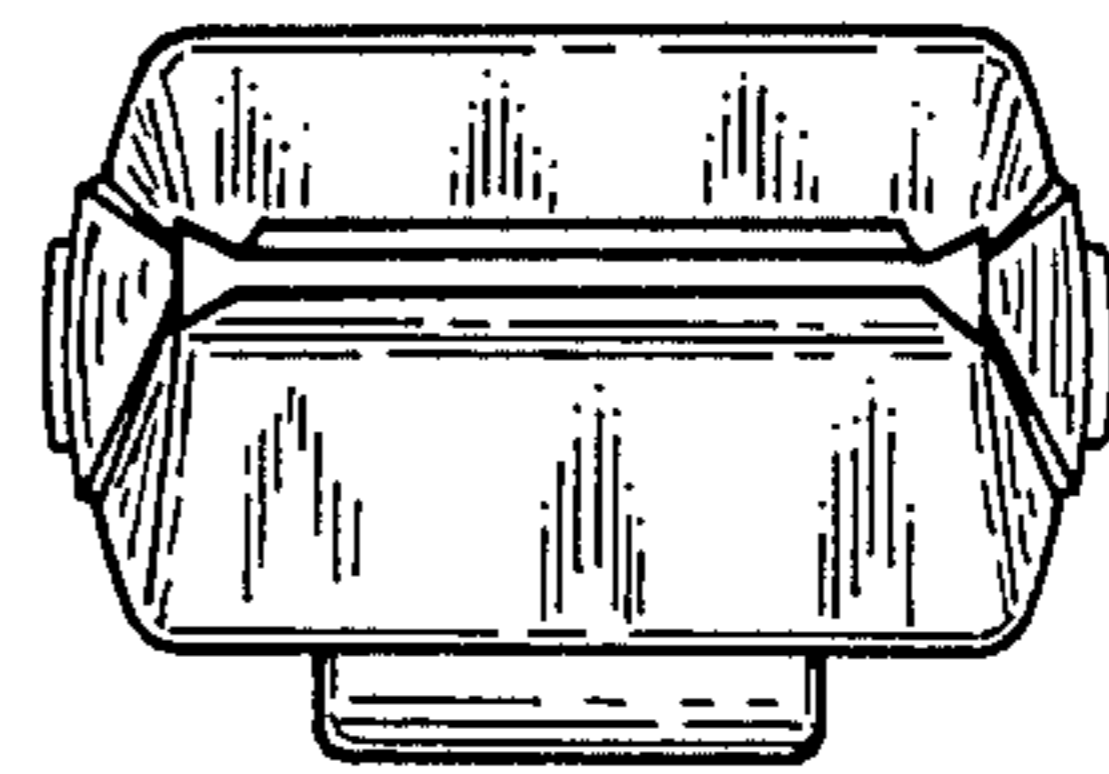


FIG. 7

