

**United States Patent** [19]  
**Halm**

[11] **Patent Number: Des. 309,755**  
[45] **Date of Patent: \*\* Aug. 7, 1990**

[54] **ADHESIVE DISPENSER**

[75] **Inventor: Hans Halm, Herne, Fed. Rep. of Germany**

[73] **Assignee: Lingner & Fischer GmbH, Fed. Rep. of Germany**

[\*\*] **Term: 14 Years**

[21] **Appl. No.: 154,125**

[22] **Filed: Feb. 9, 1988**

**Related U.S. Application Data**

[63] Continuation of Ser. No. 858,279, Apr. 29, 1986, which is a continuation of Ser. No. 478,268, Mar. 24, 1983, abandoned.

[30] **Foreign Application Priority Data**

Jan. 19, 1983 [GB] United Kingdom ..... 8301411  
[52] **U.S. Cl.** ..... D19/66; D19/70; D19/71  
[58] **Field of Search** ..... D19/66, 70, 71, 35-36, D19/41-51; 54-58; 156/579

[56] **References Cited**

**U.S. PATENT DOCUMENTS**

D. 101,741 10/1936 Klein ..... D19/70

**OTHER PUBLICATIONS**

U.S. Government Office Furnishings & Supply Catalog ©1981, p. 342 See Marker #44 lower left.  
Visual Systems Co. Inc., Product Catalog ©1979, p. 122 See Pentel Roll'N Glue, left center copy.

*Primary Examiner*—Bruce W. Dunkins  
*Assistant Examiner*—Martha Thompson  
*Attorney, Agent, or Firm*—Jacobs & Jacobs

[57] **CLAIM**

The ornamental design for an adhesive dispenser, as shown and described.

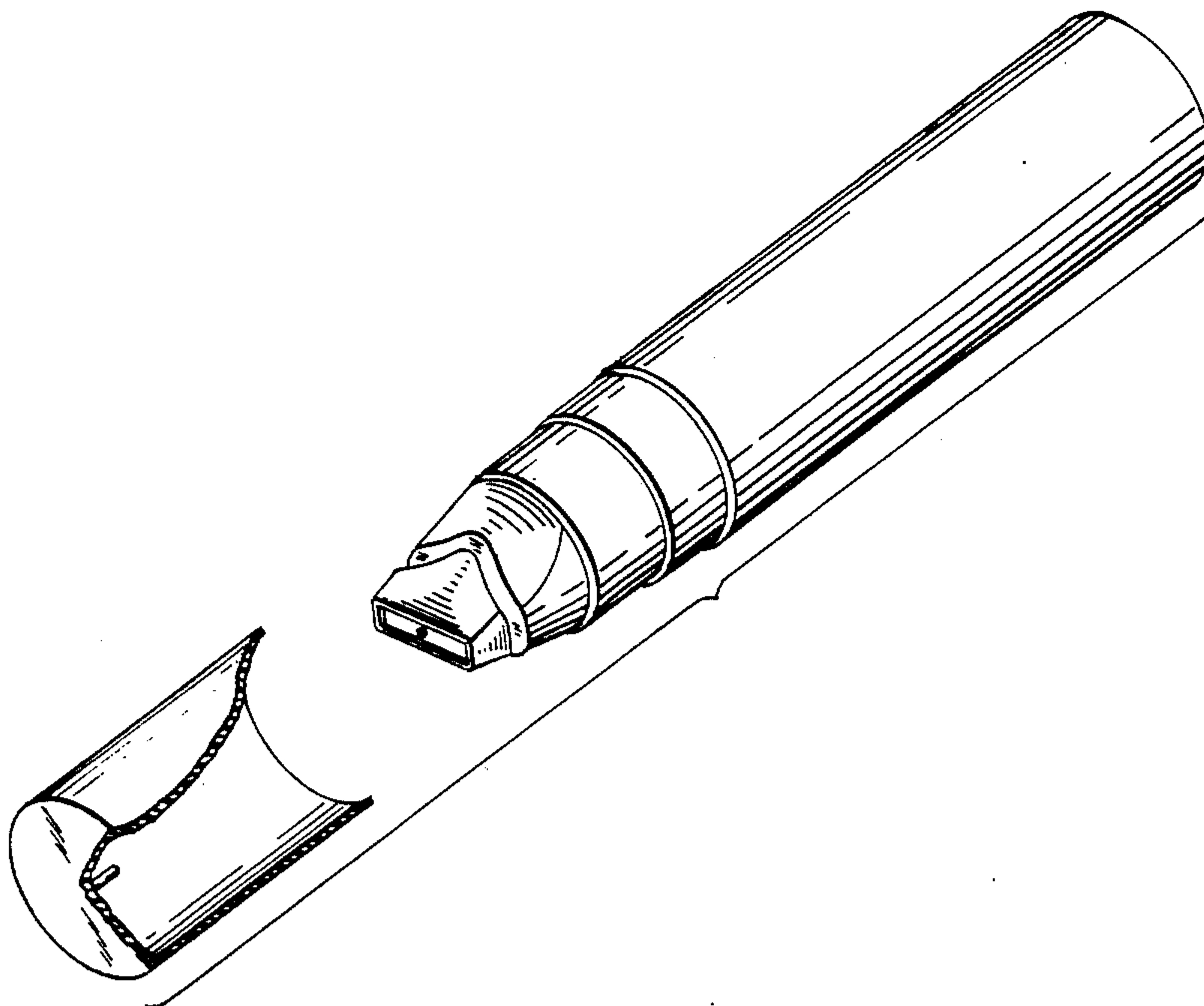
**DESCRIPTION**

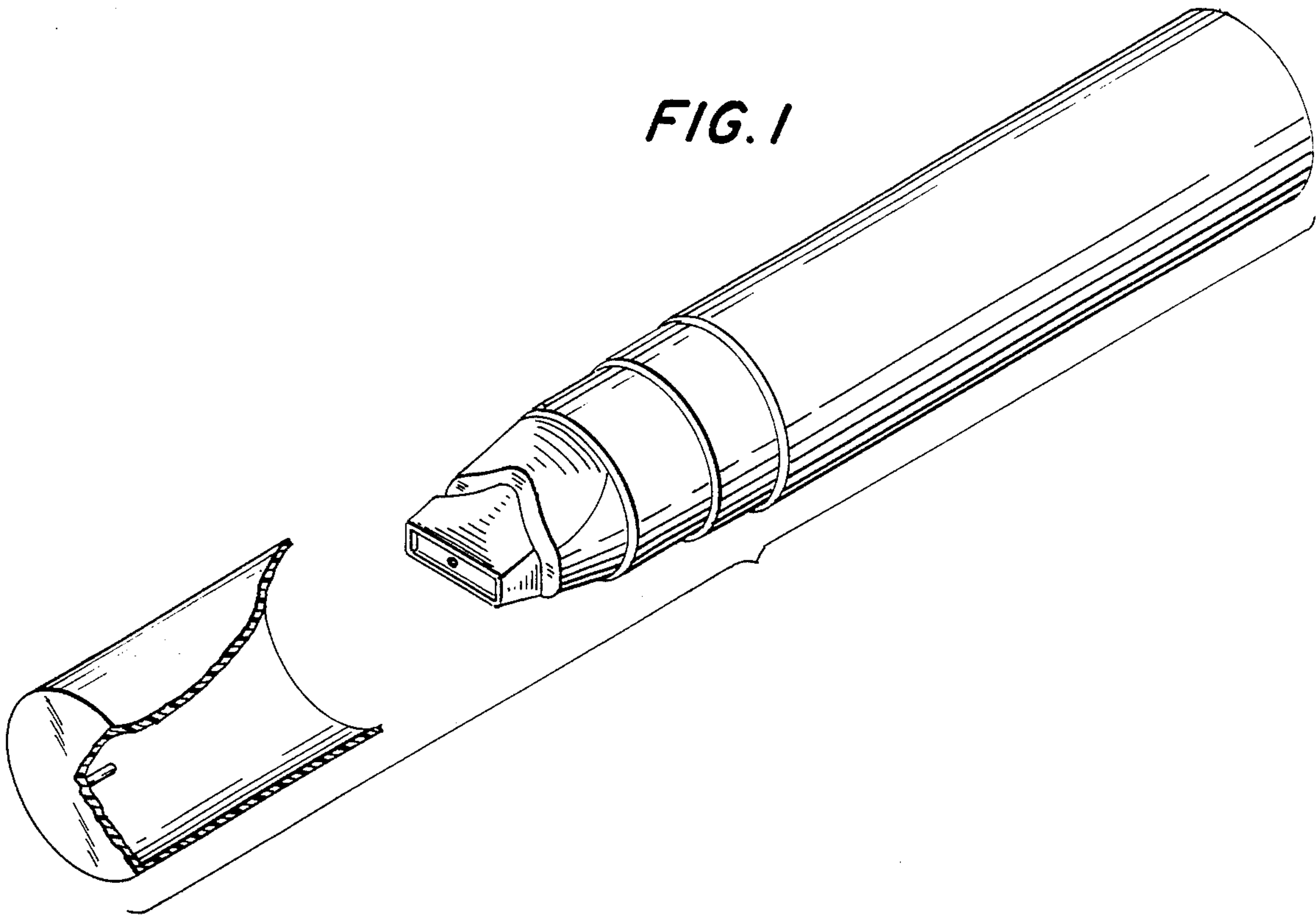
FIG. 1 is a perspective view of an adhesive dispenser showing my new design in an exploded condition with the cap member partially fragmented for convenience of illustration;

FIG. 2 is a front elevational view with the cap member removed for convenience of illustration;

FIG. 3 is a front elevational view with the cap member in place; and

FIG. 4 is a side elevational view of FIG. 2.






*FIG. 3*



*FIG. 4*



*FIG. 2*

