

[54] AUTOMOBILE RADIO ANTENNA

[75] Inventors: Pierre Charet; Duke Kraai, both of Miami, Fla.

[73] Assignee: Rally Accessories, Inc., Miami, Fla.

[**] Term: 14 Years

[21] Appl. No.: 141,341

[22] Filed: Jan. 6, 1988

[52] U.S. Cl. D14/234; D14/230

[58] Field of Search D14/130-138, D14/299; 343/715, 749, 722

[56] References Cited

U.S. PATENT DOCUMENTS

D. 213,099	1/1969	Shirey	D14/233
2,498,350	2/1950	Walsh	D14/233 X
4,692,772	9/1987	Bell	D14/234 X
4,794,319	12/1988	Shimazaki	343/715

OTHER PUBLICATIONS

Radio Shack 1986 Catalog No. 393; p 67; top left-AM/FM/Stereo Antennas.

Primary Examiner—Theodore M. Shooman
Attorney, Agent, or Firm—Wells & White

[57] CLAIM

The ornamental design for an automobile radio antenna, as shown and described.

DESCRIPTION

FIG. 1 is a top, front and right side perspective view of an automobile radio antenna showing our new design; FIG. 2 is a front elevational view thereof; FIG. 3 is a right side elevational view thereof; FIG. 4 is a top plan view thereof; FIG. 5 is a rear elevational view thereof; FIG. 6 is a left side elevational view thereof; and FIG. 7 is a bottom plan view thereof. The cord is broken away for ease of illustration.




FIG. 2

FIG. 3

FIG. 1

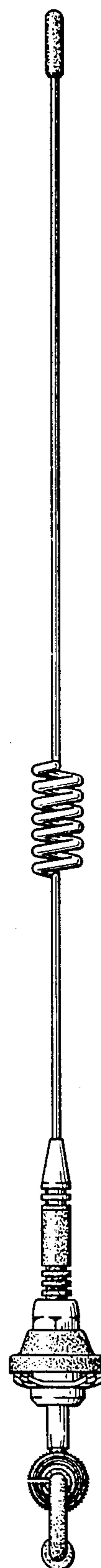
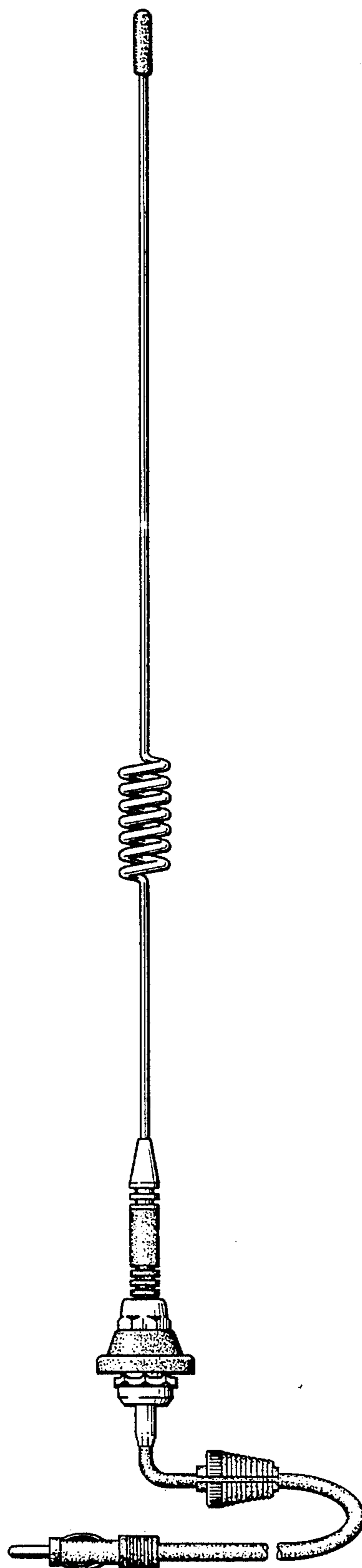
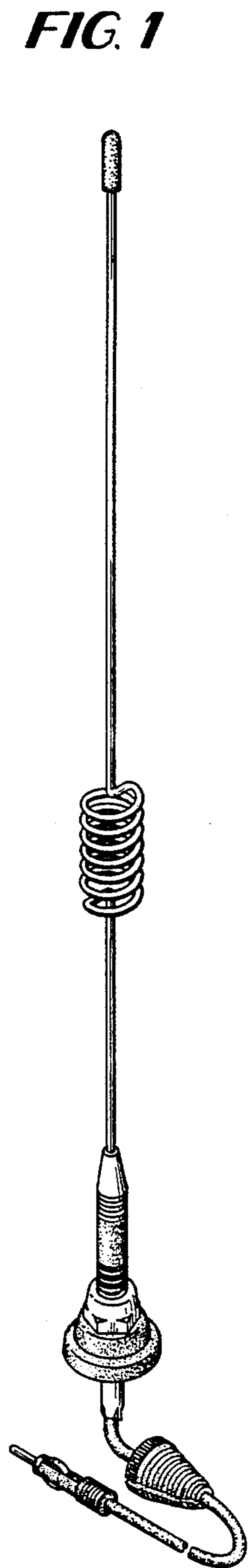


FIG. 4




FIG. 5

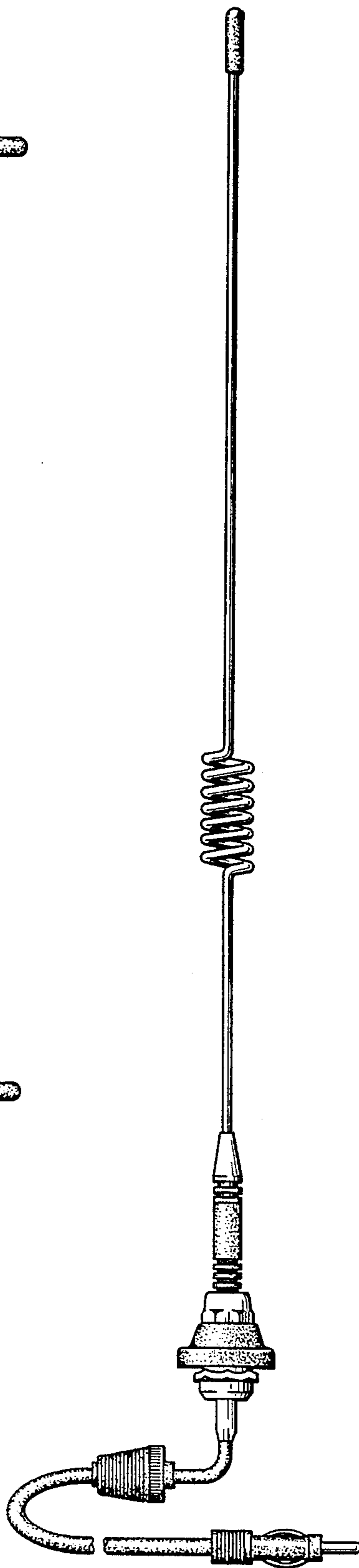


FIG. 6

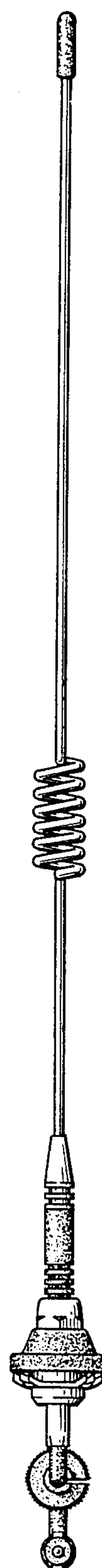


FIG. 7

