

United States Patent [19]

Barnes

[11] Patent Number: **Des. 309,707**

[45] Date of Patent: **** Aug. 7, 1990**

[54] **SCANNER HOOK ADAPTOR**

4,735,325 4/1988 Remmers 248/250

[76] Inventor: **Richard D. Barnes**, 2156 E. Chester Ridge Dr., High Point, N.C. 27260

Primary Examiner—Wallace R. Burke
Assistant Examiner—Marcus Jackson

[**] Term: **14 Years**

[57] **CLAIM**

[21] Appl. No.: **105,903**

The ornamental design for a scanner hook adaptor, as shown and described.

[22] Filed: **Oct. 8, 1987**

[52] U.S. Cl. **D8/381**

[58] **Field of Search** D8/381, 373, 356;
248/250, 243, 74.2, 73, 70.8, 200, 214, 218.4,
219.3, 220.1

DESCRIPTION

FIG. 1 is a perspective view of a scanner hook adaptor showing my new design;

FIG. 2 is a front elevational view thereof;

FIG. 3 is a side cross-sectional view shown along lines 3—3 of FIG. 2;

FIG. 4 is a left side elevational view, with the opposite side being a mirror image thereof;


FIG. 5 is a bottom plan view thereof;

FIG. 6 is a top plan view thereof.

[56] **References Cited**

U.S. PATENT DOCUMENTS

D. 270,034 8/1983 Shepard D8/381
3,631,821 1/1972 Yachariou 248/243
3,778,013 12/1973 Selenske 248/243



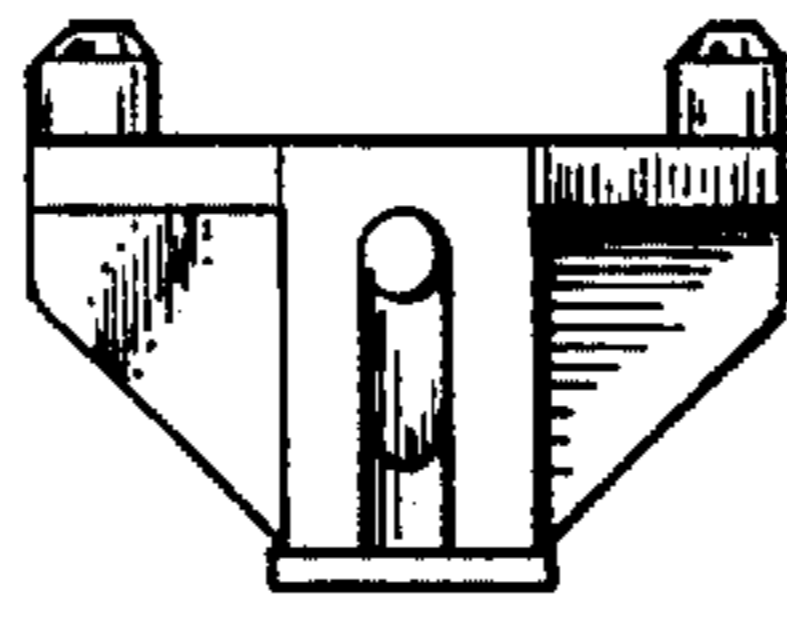


FIG. 6

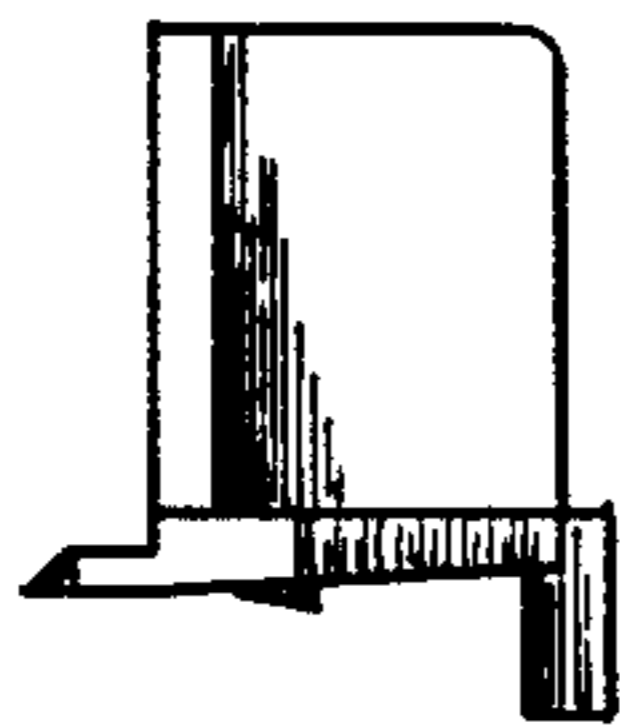


FIG. 4

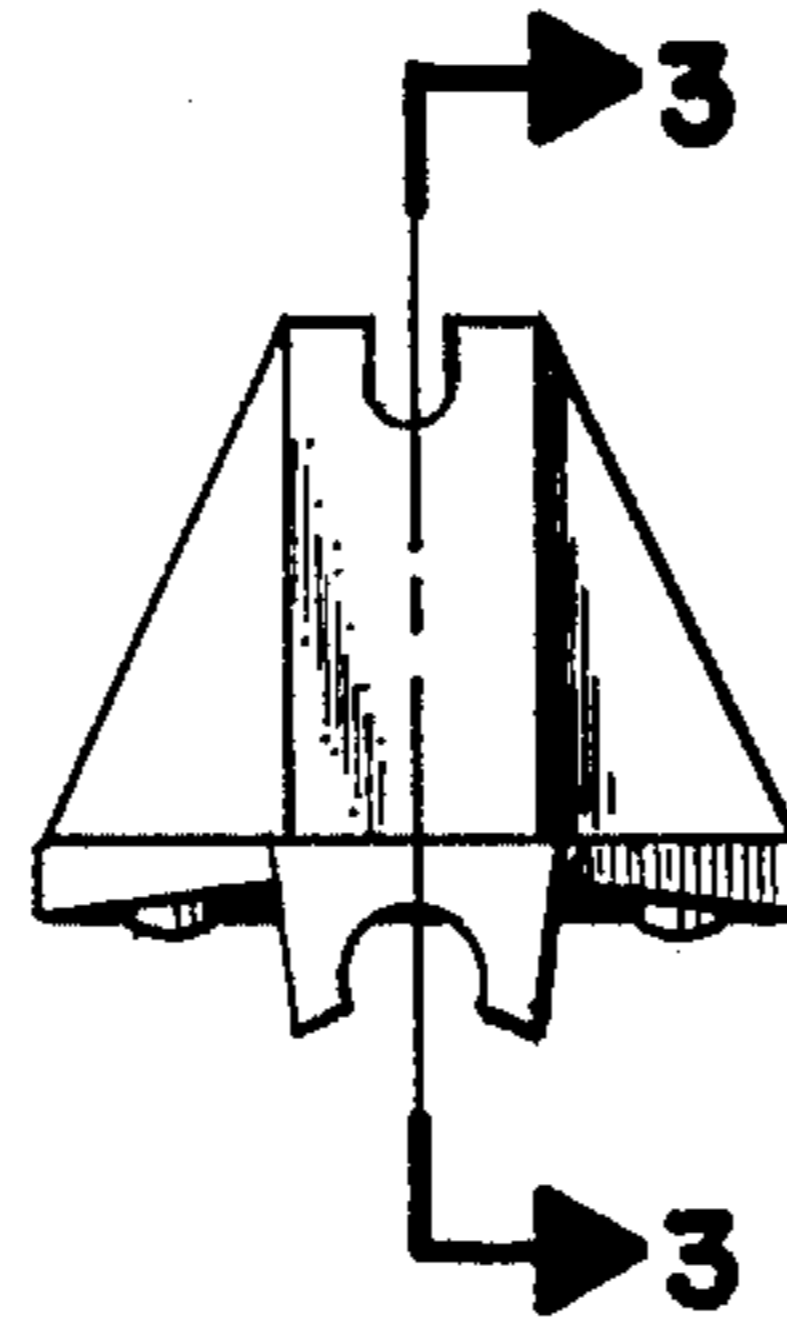


FIG. 2




FIG. 1




FIG. 3

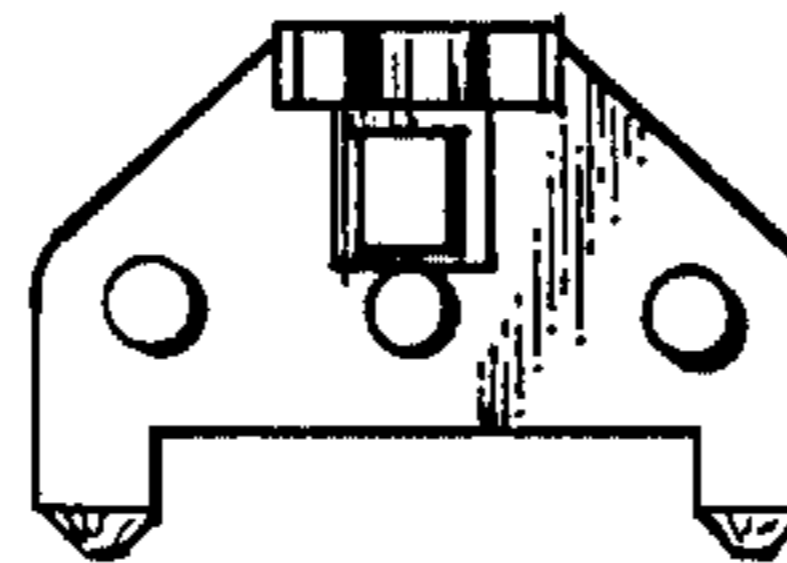


FIG. 5