

[54] MICROWAVE OVEN

D. 273,751 5/1984 Haniguchi et al. .... D7/351  
D. 287,924 1/1987 Kudo et al. .... D7/351

[75] Inventors: Masafumi Yamagami; Junichi Saito,  
both of Osaka, Japan

Primary Examiner—A. Hugo Word  
Assistant Examiner—Ruth McInroy  
Attorney, Agent, or Firm—Flehr Hohbach Test  
Albritton & Herbert

[73] Assignee: Sharp Corporation, Osaka, Japan

[\*\*] Term: 14 Years

[57] CLAIM

[21] Appl. No.: 250,127

The ornamental design for a microwave oven, as shown  
and described.

[22] Filed: Sep. 27, 1988

DESCRIPTION

[30] Foreign Application Priority Data



Mar. 31, 1988 [JP] Japan ..... 63-13361  
[52] U.S. Cl. .... D7/351  
[58] Field of Search ..... D7/347, 348, 349, 350,  
D7/351; 219/10.55 R-10.55 M


FIG. 1 is a front perspective view of a microwave oven  
showing our new design;  
FIG. 2 is a front elevational view thereof;  
FIG. 3 is a front elevational view thereof with the door  
open;  
FIG. 4 is a rear elevational view thereof;  
FIG. 5 is a top plan view thereof;  
FIG. 6 is a bottom plan view thereof;  
FIG. 7 is a right side elevational view thereof; and  
FIG. 8 is a left side elevational view thereof.

[56] References Cited

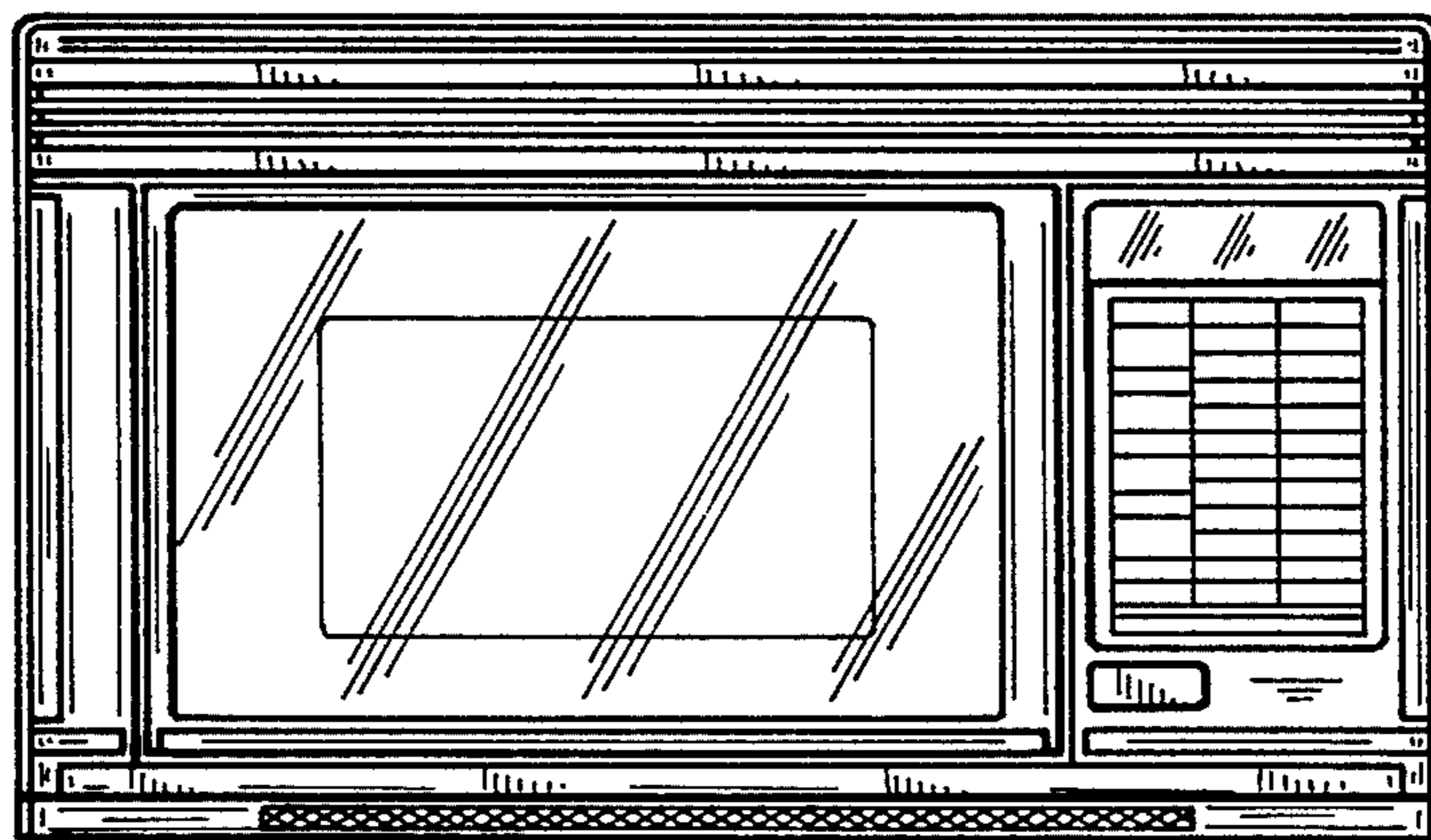
U.S. PATENT DOCUMENTS

D. 260,226 8/1981 Schmitt et al. .... D7/349  
D. 273,747 5/1984 Haniguchi et al. .... D7/351

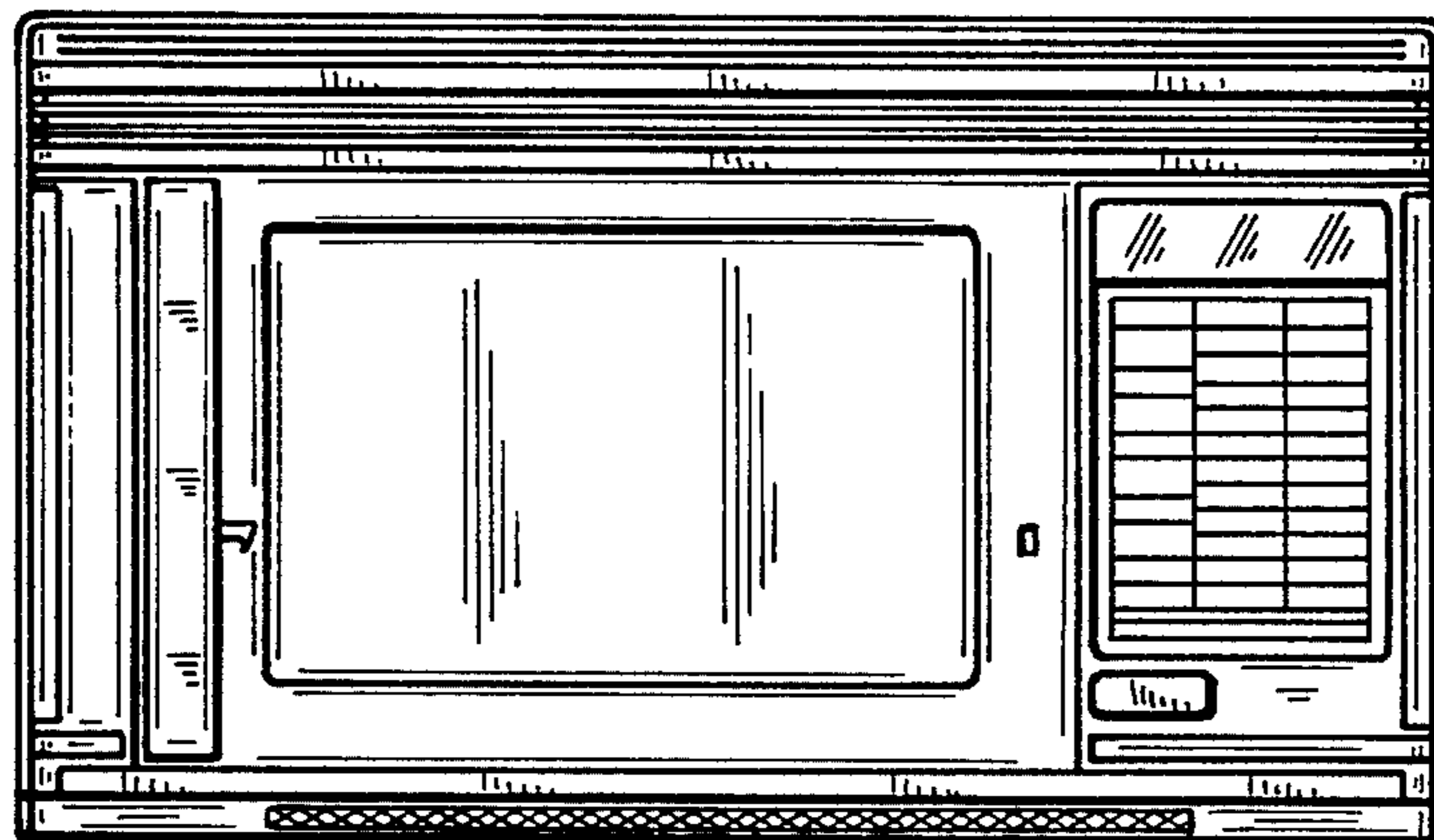





*FIG\_1*




*FIG\_2*




*FIG\_3*




*FIG\_5*




*FIG\_7*



*FIG\_4*



*FIG\_6*



*FIG\_8*