

[54] **EYEGLASS CASE**

[75] **Inventor: Yoram Alroy, Tampa, Fla.**
[73] **Assignee: Designer Products Est., Vaduz, Liechtenstein**
[**] **Term: 14 Years**

[21] **Appl. No.: 261,472**

[22] **Filed: Oct. 21, 1988**

[52] **U.S. Cl. D3/34**

[58] **Field of Search D3/34; D16/129; 150/145; 224/273, 42.42, 312, 902; 206/5, 6, 37; 248/205.5, 206.2, 300, 902, 309.1; 220/4 B; 383/38, 40, 86**

[56] **References Cited**

U.S. PATENT DOCUMENTS

D. 11,242	6/1879	Seeger	D3/34
D. 29,867	12/1898	Guyer	D3/34
D. 31,070	6/1899	Zoerb	D3/34
D. 155,480	10/1949	Castelli	D3/34
2,433,483	12/1947	Root, Jr.	206/6

FOREIGN PATENT DOCUMENTS

245676	4/1912	Fed. Rep. of Germany	206/5
27894	of 1910	United Kingdom	206/5
502053	3/1939	United Kingdom	206/5
662974	12/1951	United Kingdom	206/5

OTHER PUBLICATIONS

Optical Journal-Review; Aug. 1, 1958; p. 23.

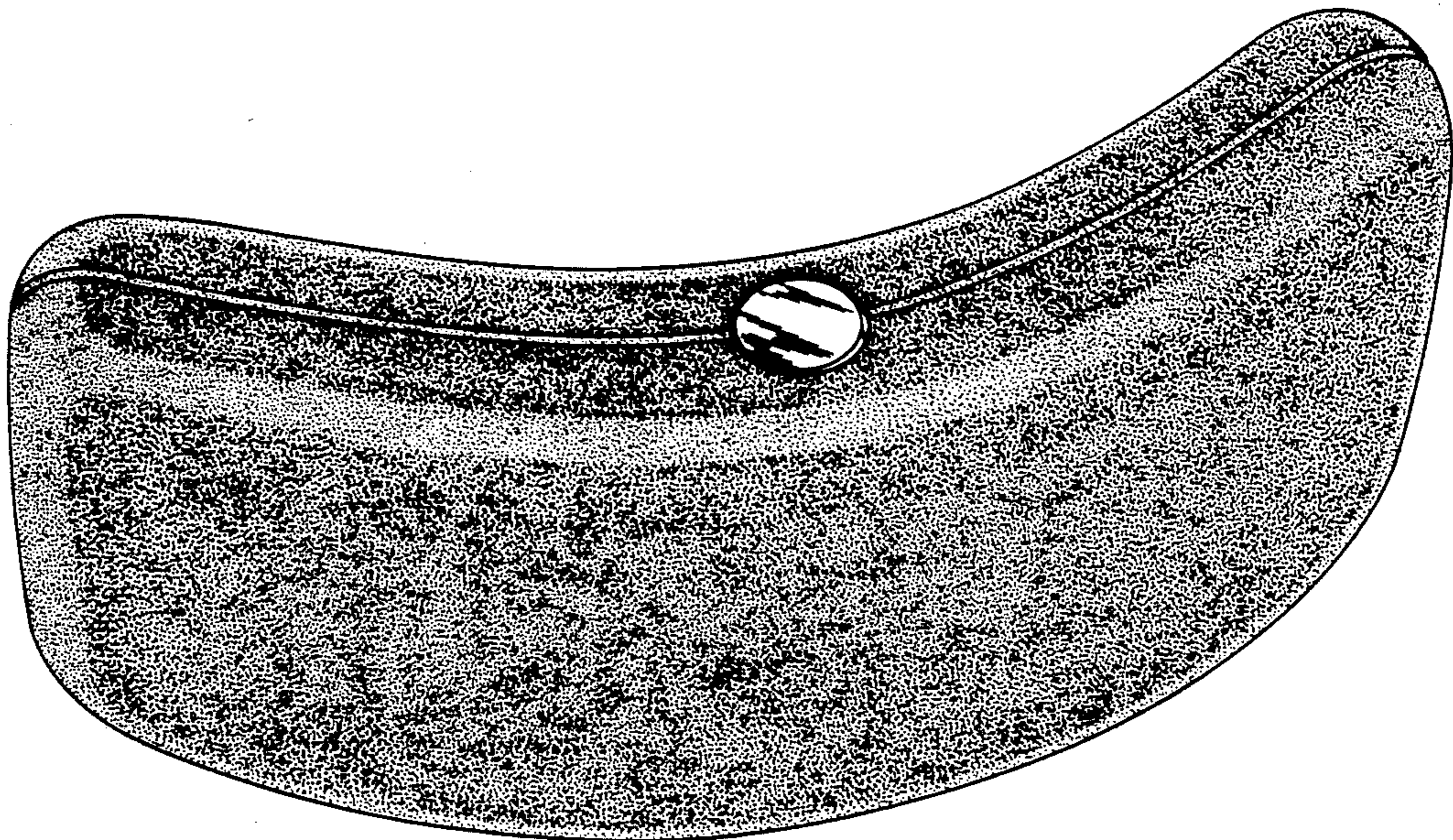
Primary Examiner—A. Hugo Word
Assistant Examiner—Cathy Anne MacCormac
Attorney, Agent, or Firm—Herbert Dubno; Ronald Lianides

[57] **CLAIM**

The ornamental design for an eyeglass case, as shown and described.

DESCRIPTION

FIG. 1 is a top front perspective view of an eyeglass case showing my new design;
FIG. 2 is a bottom plan view thereof;
FIG. 3 is a rear elevational view thereof; and
FIG. 4 is a side elevational view thereof, the opposite side being a mirror image of the side shown.



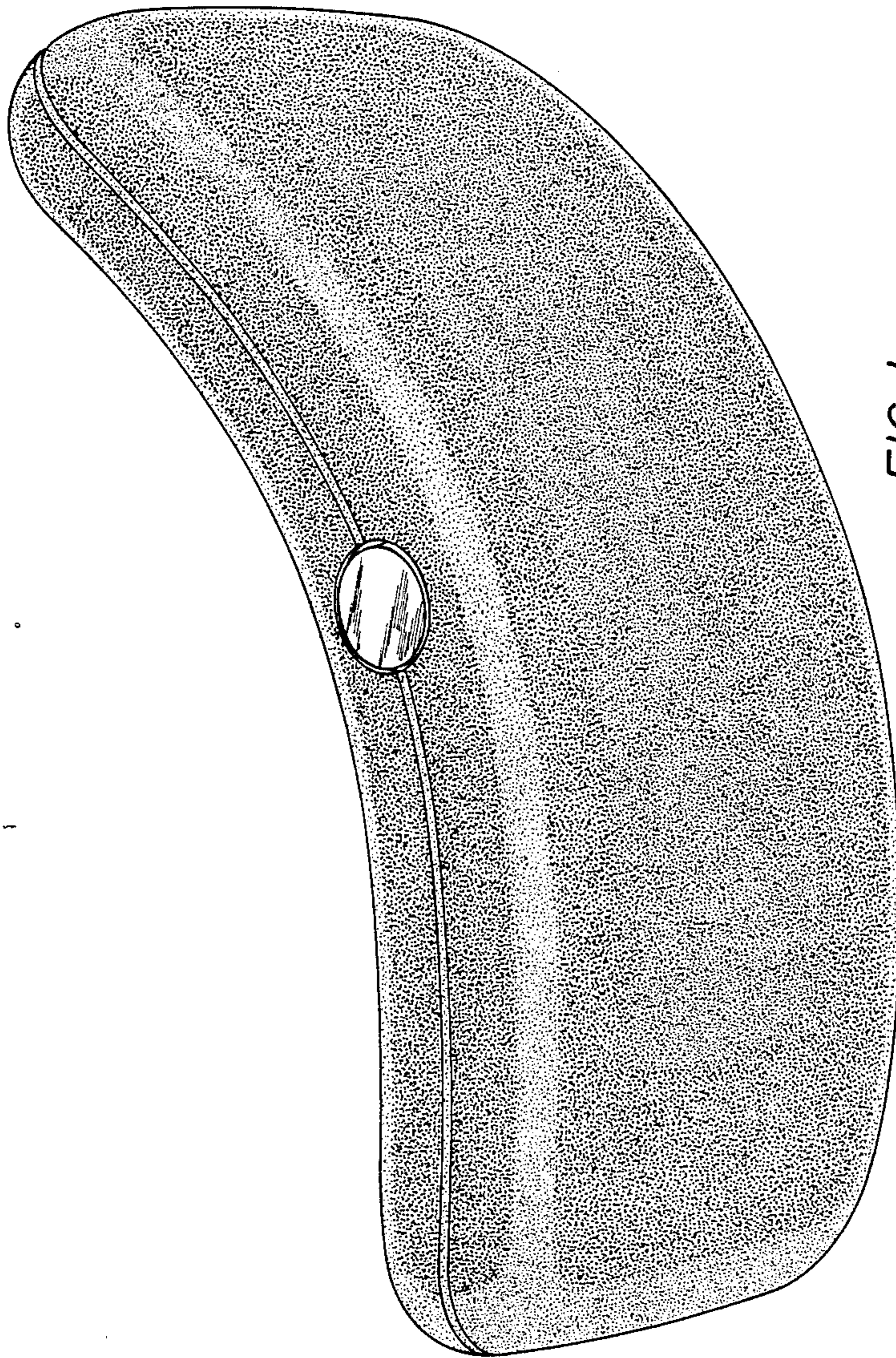


FIG. 1

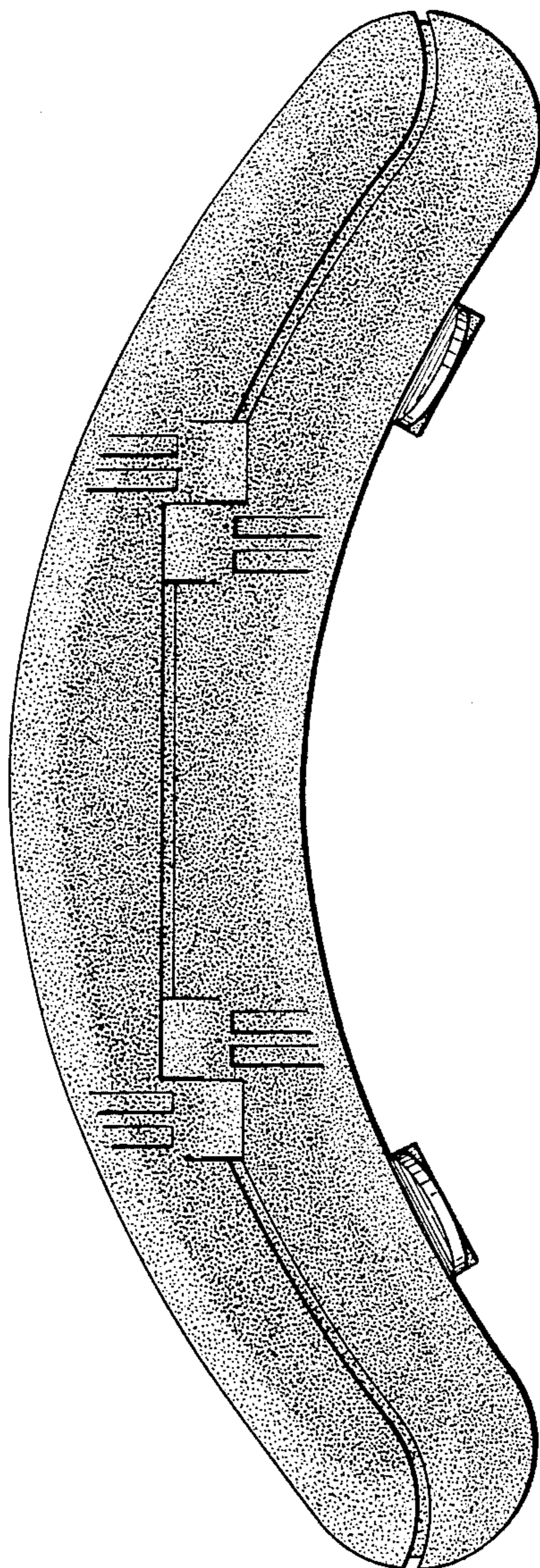


FIG. 2




FIG. 3

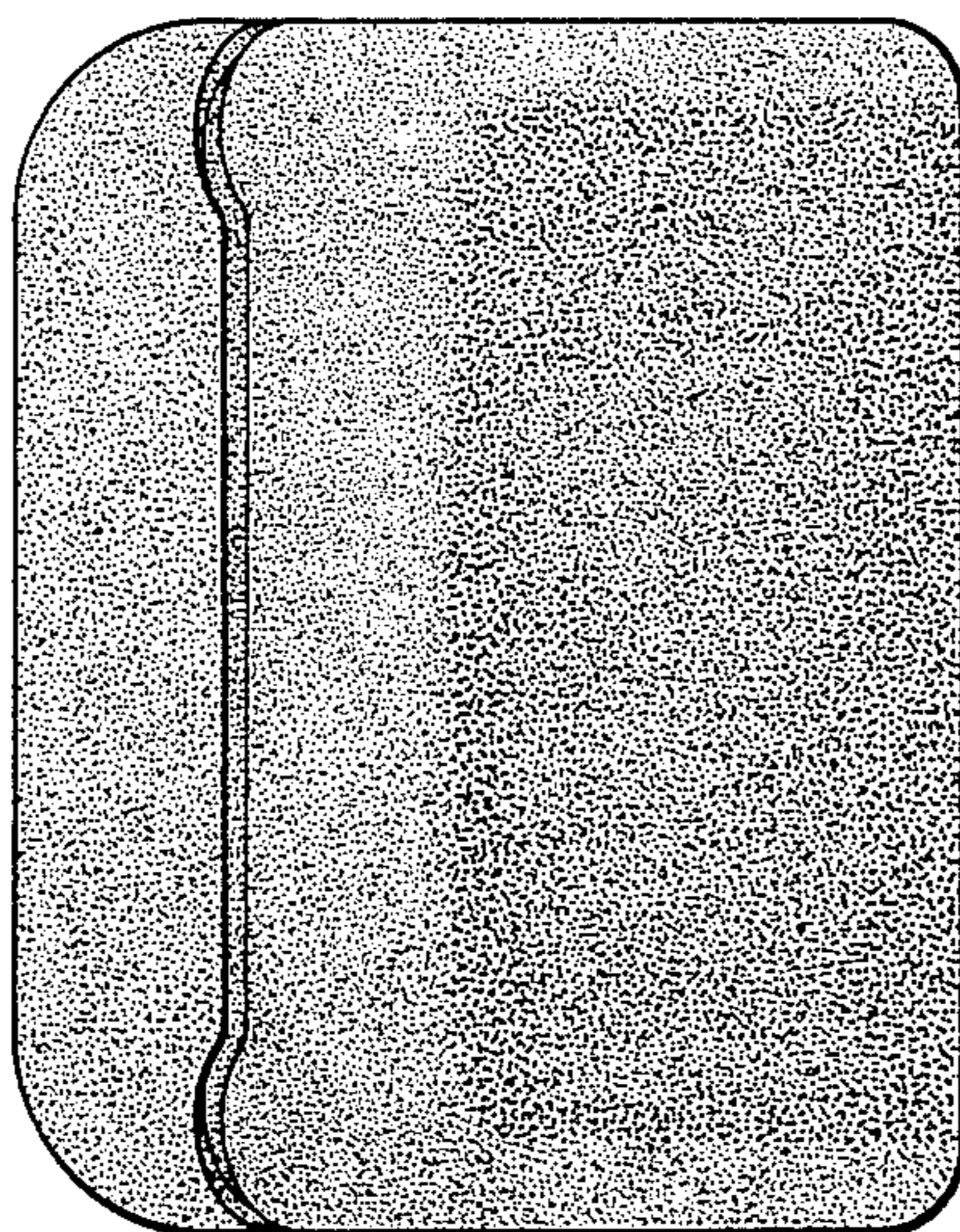


FIG. 4