

[54] **WATERCRAFT**

[76] **Inventor:** William D. Castagna, 101 N. Garden Ave., Ste. 200, Clearwater, Fla. 33515

[**] **Term:** 14 Years

[21] **Appl. No.:** 54,160

[22] **Filed:** May 26, 1987

[52] **U.S. Cl.** D12/300; D12/307; D12/311

[58] **Field of Search** D12/300, 307; 114/274, 114/270, 272

[56] **References Cited**

U.S. PATENT DOCUMENTS

- D. 147,036 7/1947 Dix D12/312
- D. 214,294 5/1969 Stevens D12/311
- 3,964,417 6/1976 Williams et al. 114/274

FOREIGN PATENT DOCUMENTS

- 2584993 1/1987 France 114/61
- 422982 1/1935 United Kingdom 114/272

Primary Examiner—Wallace R. Burke
Assistant Examiner—Kay H. Chin
Attorney, Agent, or Firm—Charles A. McClure

[57] **CLAIM**

The ornamental design for a watercraft, as shown and described.

DESCRIPTION

FIG. 1 is a front perspective view of a watercraft showing my new design;
FIG. 2 is a front elevational view thereof;
FIG. 3 is a rear elevational view thereof;
FIG. 4 is a side elevational view thereof, the opposite side elevational view being a mirror image of that shown;
FIG. 5 is a top plan view thereof; and
FIG. 6 is a bottom plan view thereof.




FIG. 1




FIG. 2




FIG. 3

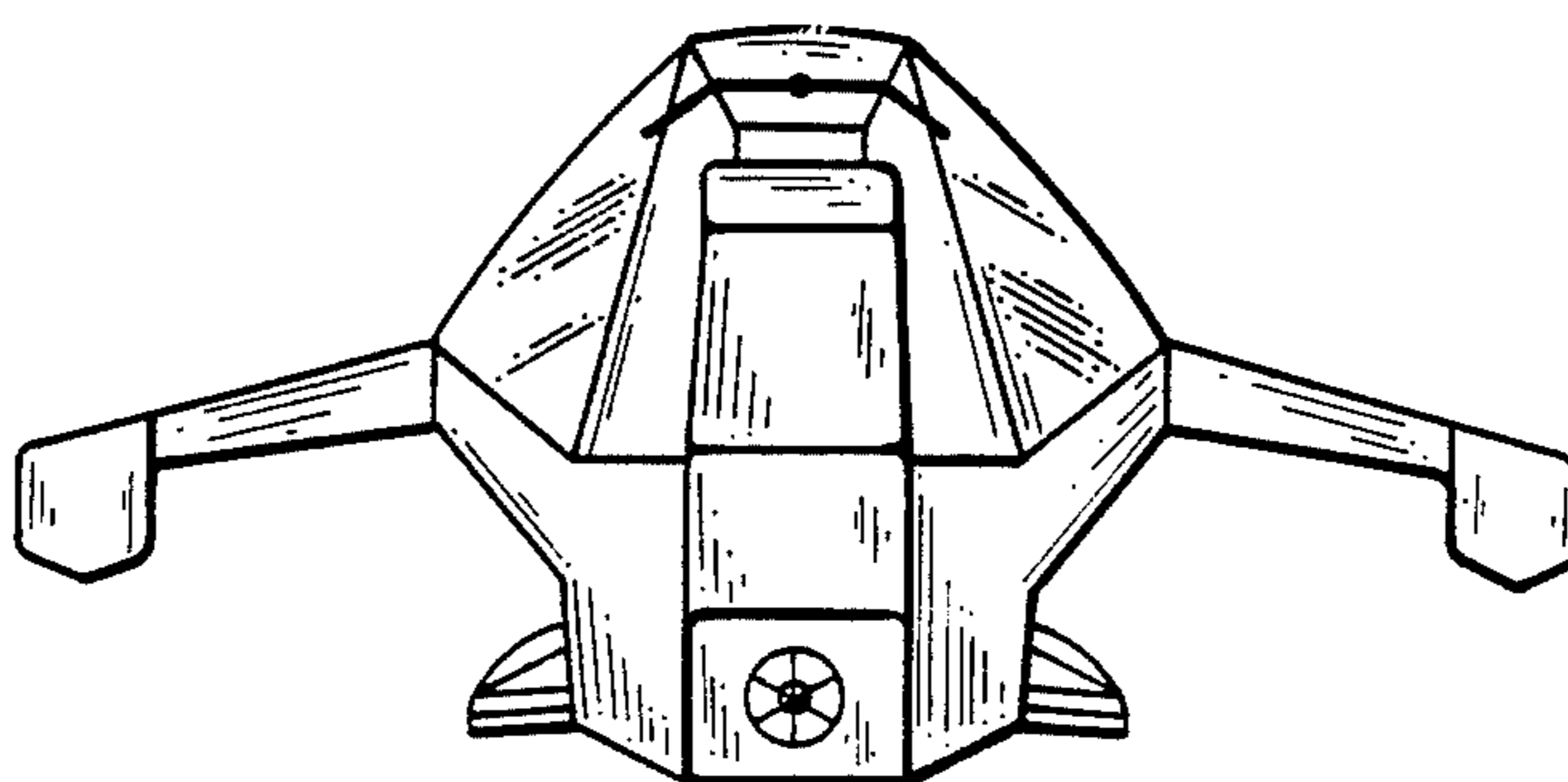


FIG. 5

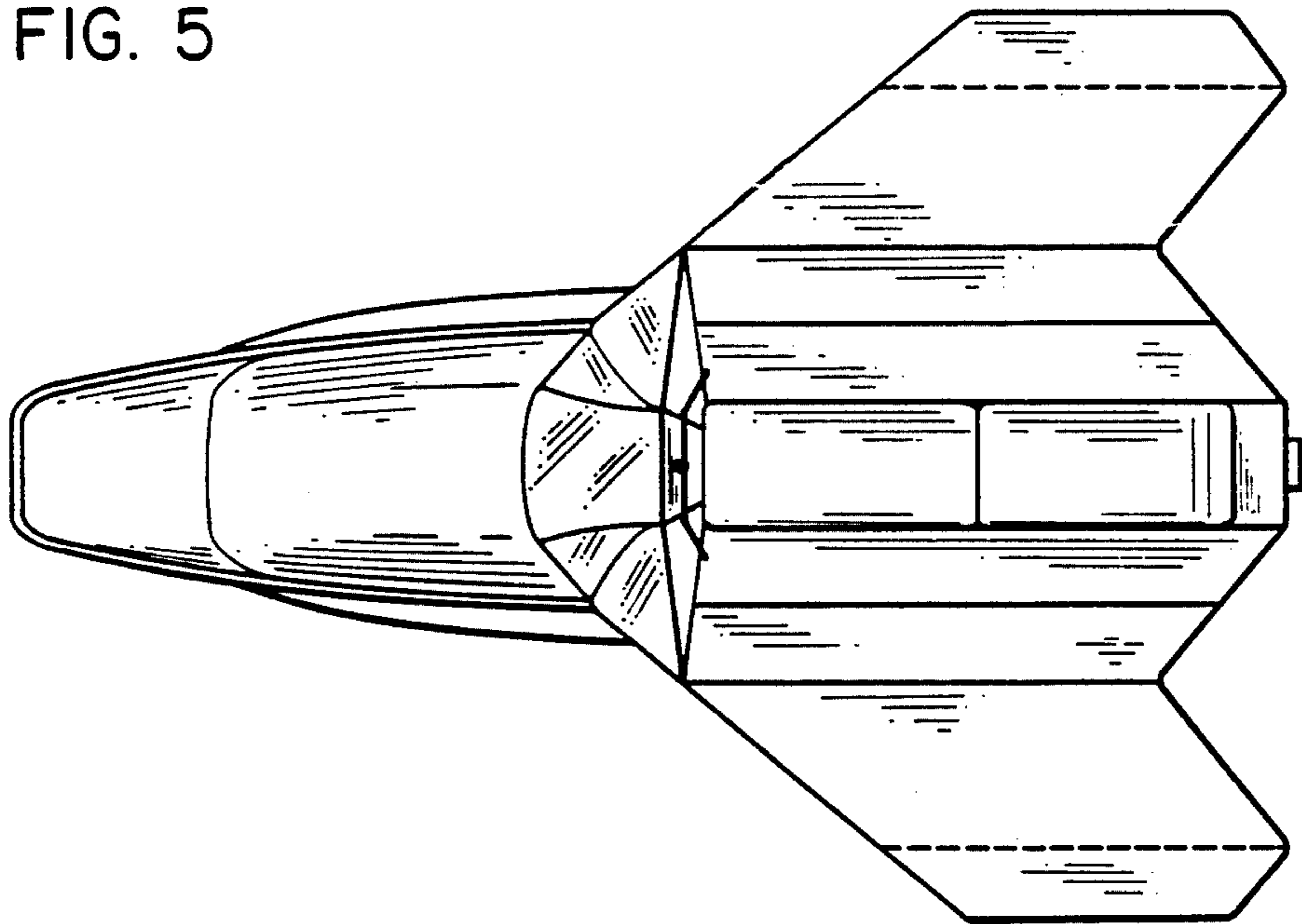


FIG. 4

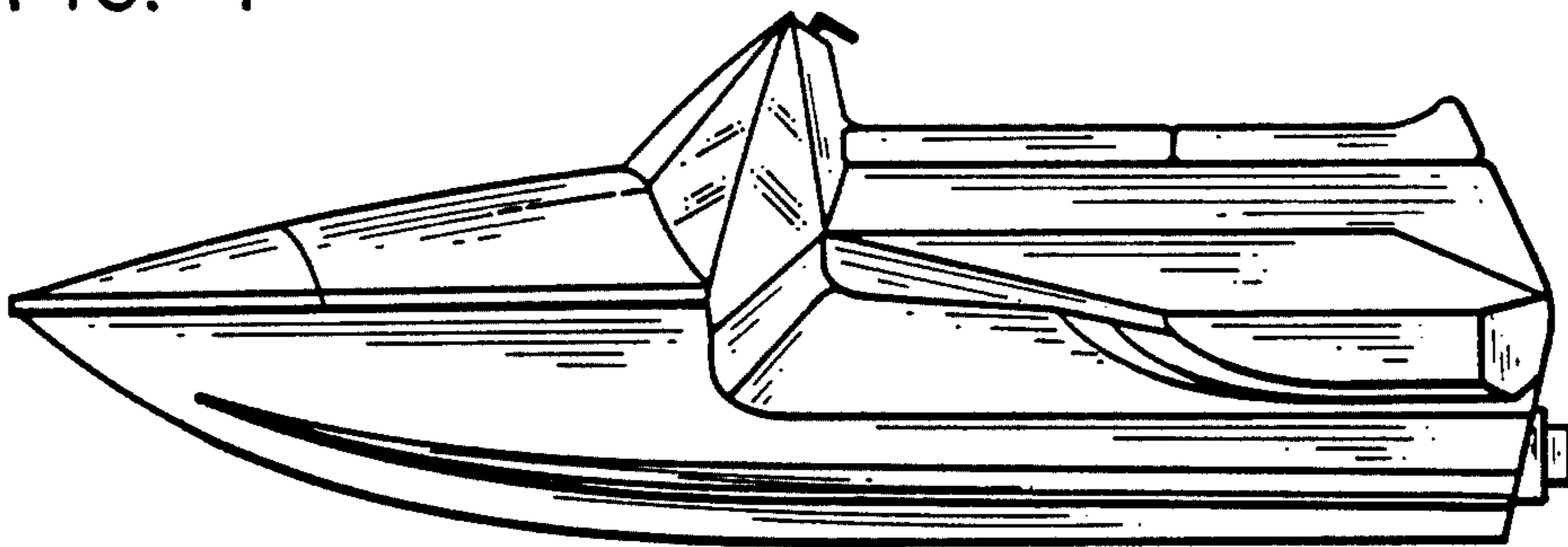


FIG. 6

