

United States Patent [19]

Takeichi

[11] Patent Number: Des. 309,577

[45] Date of Patent: ** Jul. 31, 1990

[54] WRIST WATCH

[75] Inventor: Takashi Takeichi, Hamura, Japan

[73] Assignee: Casio Computer Co., Ltd., Tokyo, Japan

[**] Term: 14 Years

[21] Appl. No.: 62,193

[22] Filed: Jun. 11, 1987

[52] U.S. Cl. D10/39

[58] Field of Search D10/1-39,
D10/122-132; 368/10, 11, 276, 277, 280-282,
285

D. 283,984 5/1986 Kano D10/39
D. 283,985 5/1986 Sakamaki D10/39
D. 285,662 9/1986 Kano D10/39
D. 296,676 7/1988 Sukurai D10/39

OTHER PUBLICATIONS

European Jeweler-11/86-p. 95-Watch at top right.

Primary Examiner-Nelson C. Holtje
Attorney, Agent, or Firm-Frishauf, Holtz, Goodman & Woodward

[57] CLAIM

The ornamental design for a wrist watch, as shown and described.

[56] References Cited

U.S. PATENT DOCUMENTS

D. 261,113 10/1981 Fukumura D10/39
D. 263,378 3/1982 Fukumura D10/39
D. 266,491 10/1982 Abe D10/39
D. 267,705 1/1983 Kosugi D10/39
D. 267,861 2/1983 Ohsawa D10/39
D. 269,953 8/1983 Fukumura D10/39
D. 274,410 6/1984 Suzuki D10/39

DESCRIPTION

FIG. 1 is a front elevational view of a wrist watch showing my new design;
FIG. 2 is a top plan view thereof;
FIG. 3 is a right side elevational view thereof;
FIG. 4 is a left side elevational view thereof;
FIG. 5 is a bottom plan view thereof;
FIG. 6 is a rear elevational view thereof; and
FIG. 7 is a perspective view thereof;

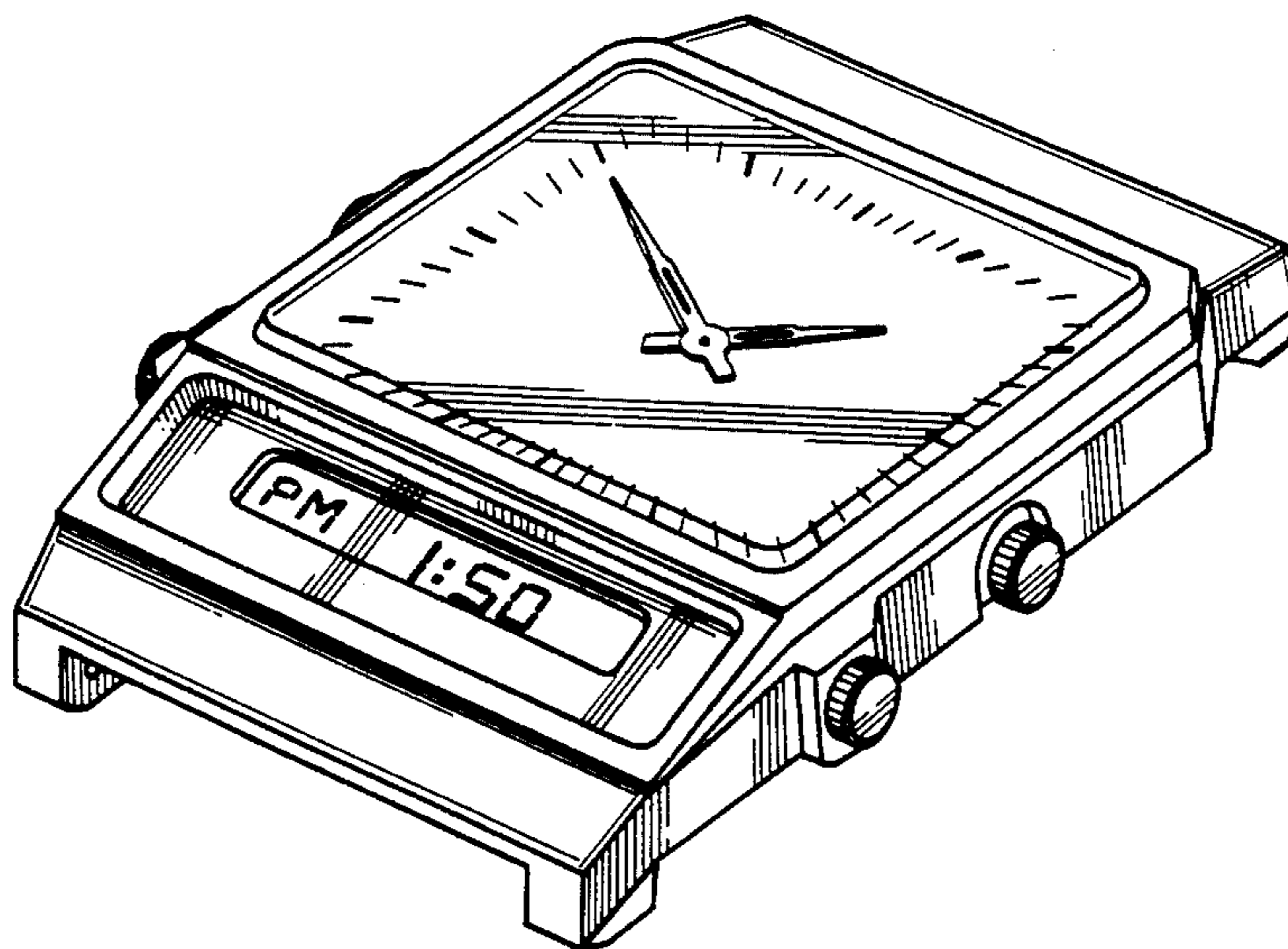


FIG. 2

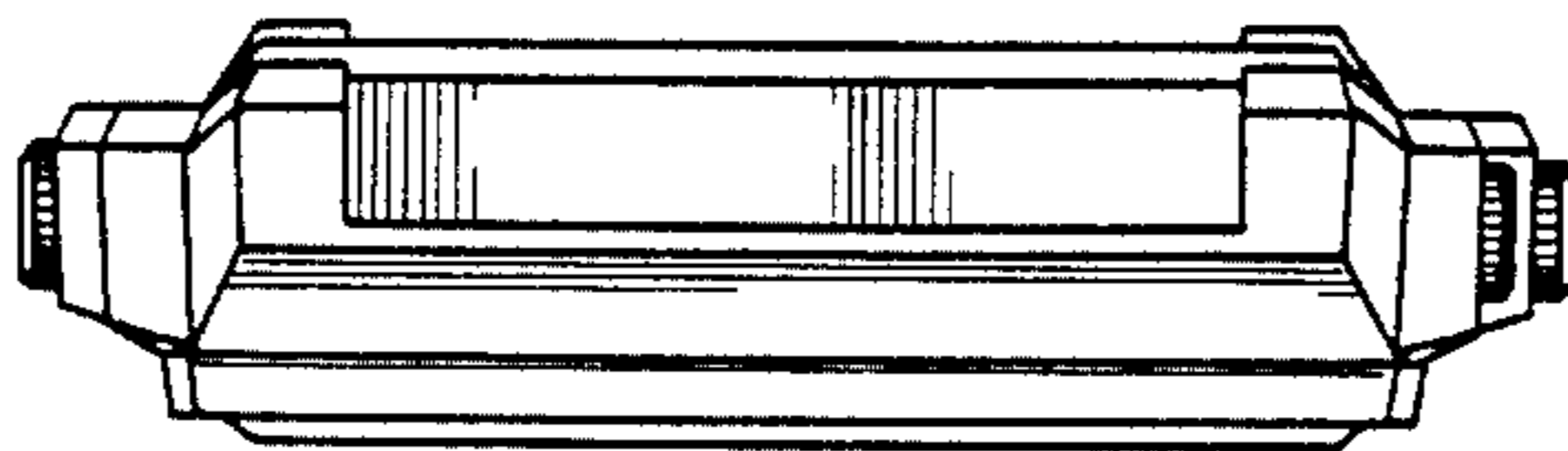


FIG. 4

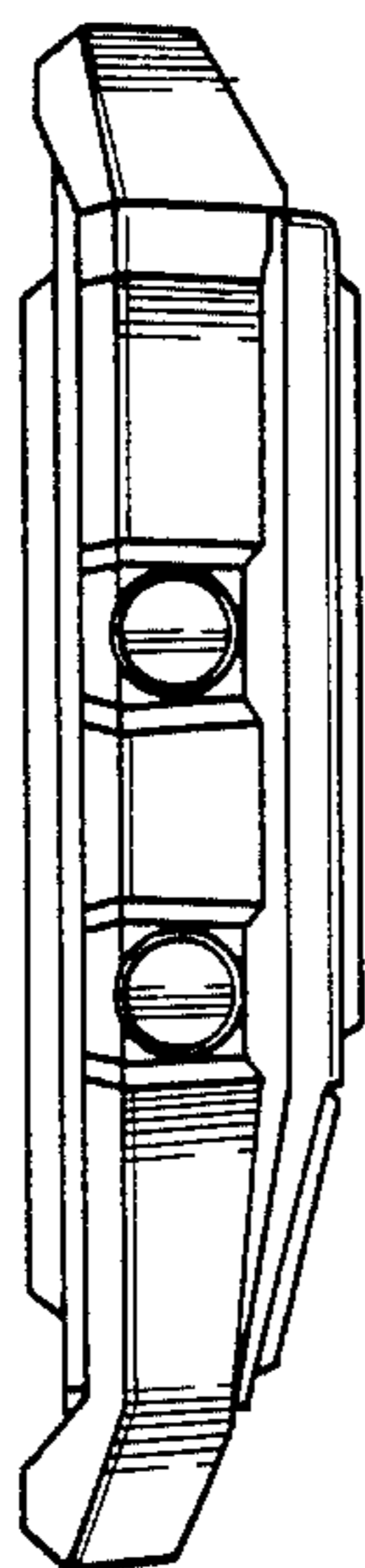


FIG. 1




FIG. 3

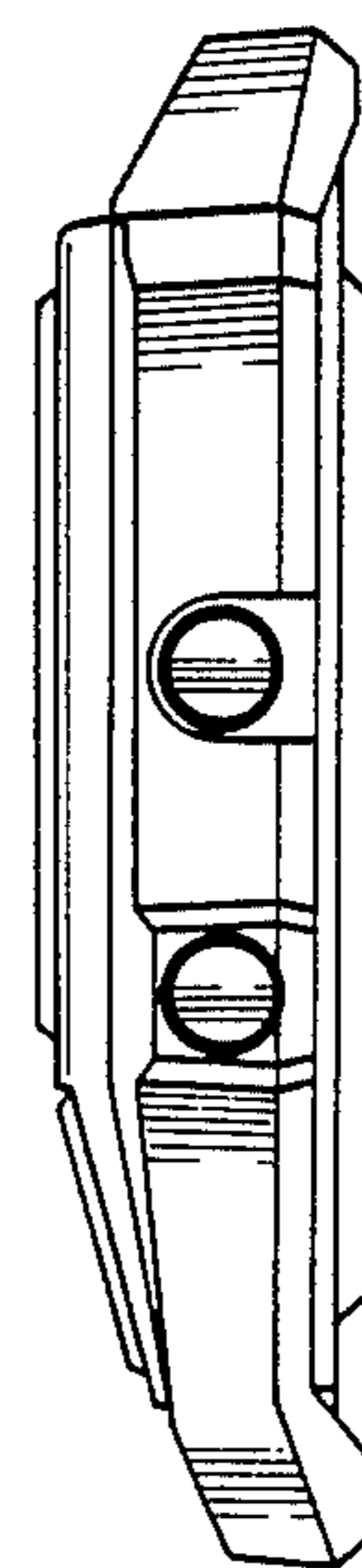


FIG. 5




FIG. 6

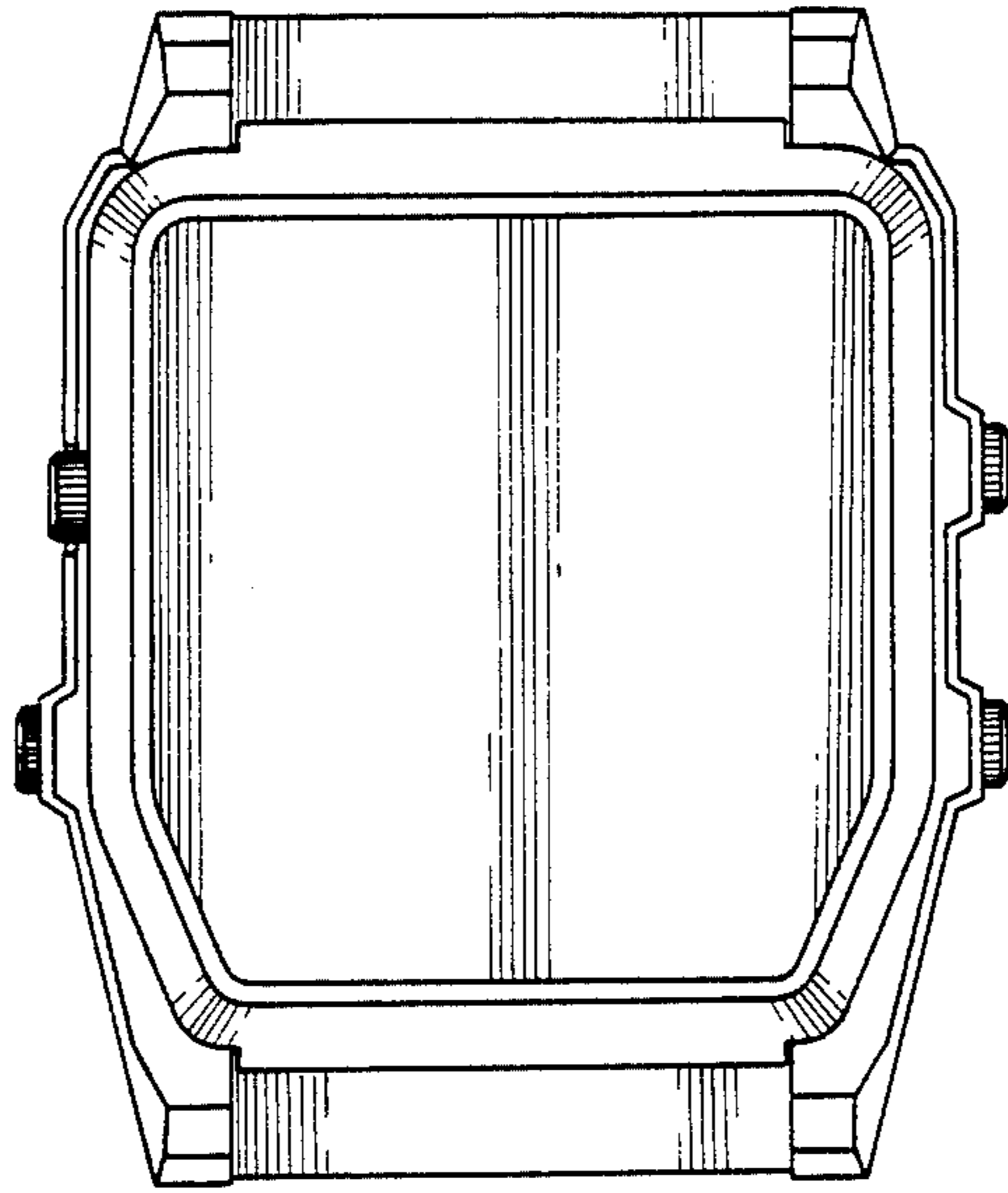


FIG. 7

