

[54] **CASE FOR A VIDEO TAPE CASSETTE**

[75] **Inventor: Masayuki Kinoshita, Tokyo, Japan**

[73] **Assignee: Sony Corporation, Tokyo, Japan**

[**] **Term: 14 Years**

[21] **Appl. No.: 714,894**

[22] **Filed: Mar. 22, 1985**

[30] **Foreign Application Priority Data**

Sep. 26, 1984 [JP] Japan 59-39918

[52] **U.S. Cl. D9/418**

[58] **Field of Search D3/35; 206/387; D9/432,
D9/428, 414; D21/42**

[56] **References Cited**

U.S. PATENT DOCUMENTS

D. 286,314 10/1986 Gregory D3/79 X
1,528,108 3/1925 Hanson D21/42 X

OTHER PUBLICATIONS

Video Review, Aug. 1982, p. 27, Cassette Case in upper center of page.

Hong Kong Enterprise, Sep. 1983, p. 236, Handbags.

Video Review, Aug. 1982, p. 36, Cassette Container.

Hong Kong Enterprise, Jul. 1983, p. 308, Cassette Container at bottom right.

Primary Examiner—Nelson C. Holtje

Attorney, Agent, or Firm—Lewis H. Eslinger; Jay H. Maioli

[57] **CLAIM**

The ornamental design for a case for a video tape cassette, as shown and described.

DESCRIPTION

FIG. 1 is a front elevational view of a case for a video tape cassette showing my new design;

FIG. 2 is a rear elevational view thereof;

FIG. 3 is a left-side elevational view thereof;

FIG. 4 is a right-side elevational view thereof;

FIG. 5 is a top plan view thereof, the bottom plan view being a mirror image thereof; and

FIG. 6 is a cross-sectional plan view through section lines A—A of FIG. 1 showing internal features of the present design.

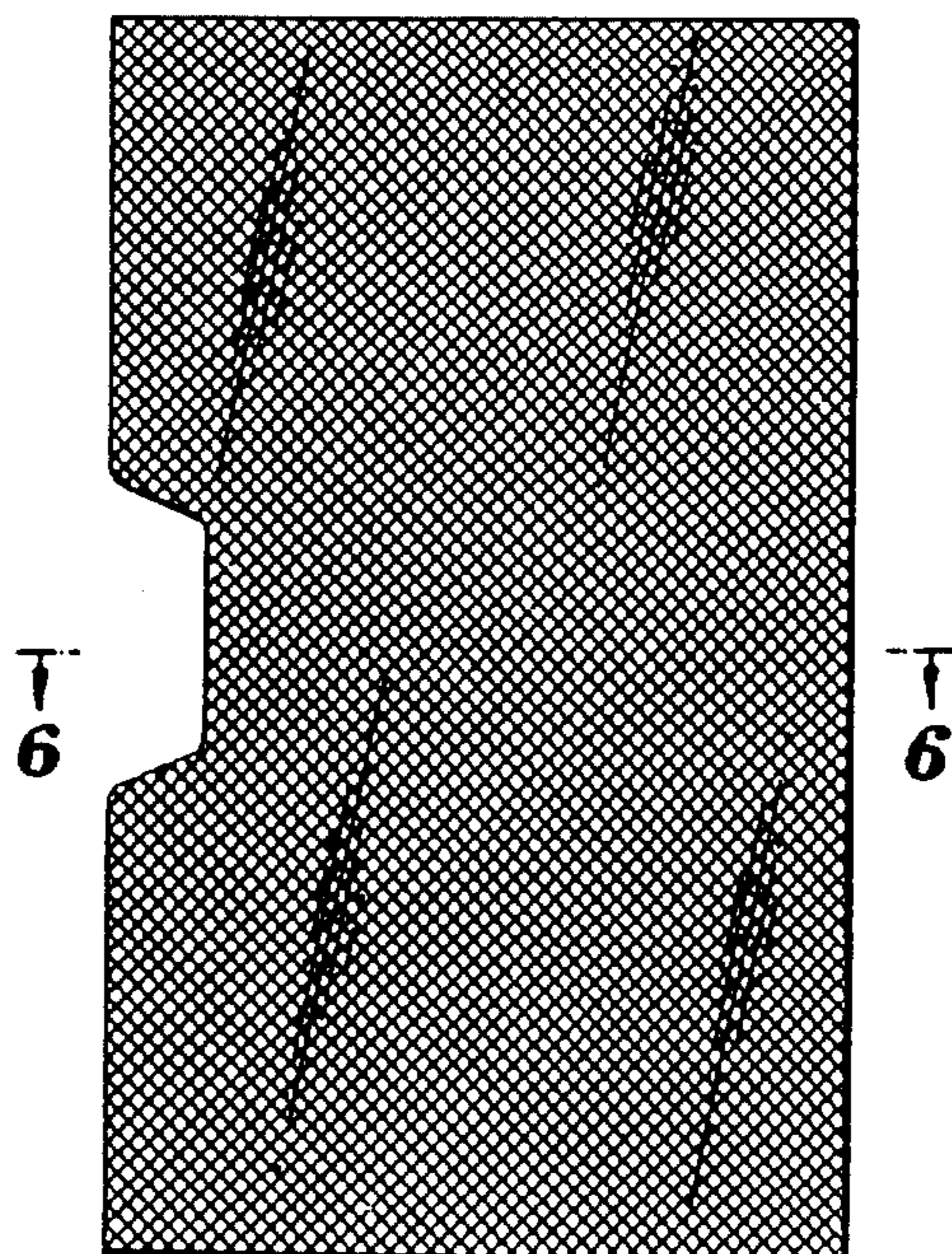


FIG. 4




FIG. 1




FIG. 3




FIG. 2




FIG. 6




FIG. 5

