

[54] **BRUSH HANDLE**

[75] **Inventor:** Eric Gingras, Cross Junction, Va.

[73] **Assignee:** Rubbermaid Commercial Products Inc., Winchester, Va.

[**] **Term:** 14 Years

[21] **Appl. No.:** 127,969

[22] **Filed:** Dec. 3, 1987

[52] **U.S. Cl.** D4/138

[58] **Field of Search** D4/130-138,
D4/199; D7/393, 395; D8/DIG. 4; 15/143 R,
143 B, 144 R, 145, 159 R, 159 A

[56] **References Cited**

U.S. PATENT DOCUMENTS

D. 176,156 11/1955 Racicot D4/137
D. 176,898 2/1956 Anderson D7/395 X
2,226,814 12/1940 Gregg 15/145
3,395,416 8/1968 Hughes 15/144 R X

OTHER PUBLICATIONS

Catalog page, Cat. & Brush Selection Guide, Cat. No. 600, Sparta Brush Co., Inc., P.O. Box 317, Sparta, WI 54656, publication date unknown.
City Brush Co., 918 N. Third St., Minn. MN 55401,
South Eastern Brush Co., 1120 Oakleigh Dr., East

Point, GA 30344, and Pacific Coast Brush Co., 2030 E. Seventh St., Los Angeles, CA 90021, publication date unknown.

P. 16, the Laitner Brush Company, Sanitary Supply, 2000 Brooklyn Ave., Detroit Michigan 48226, publication date unknown.

P. 12, Moran Brush Manufacturing Company, Brushes for Trade & Industry, Manila Ave., Camden, CT 06514, publication date unknown.

Primary Examiner—Wallace R. Burke

Assistant Examiner—Lavone D. Tabor

Attorney, Agent, or Firm—Richard B. O'Planick

[57] **CLAIM**

The ornamental design for a brush handle, as shown and described.

DESCRIPTION

FIG. 1 is a top perspective view of a brush handle showing my new design.

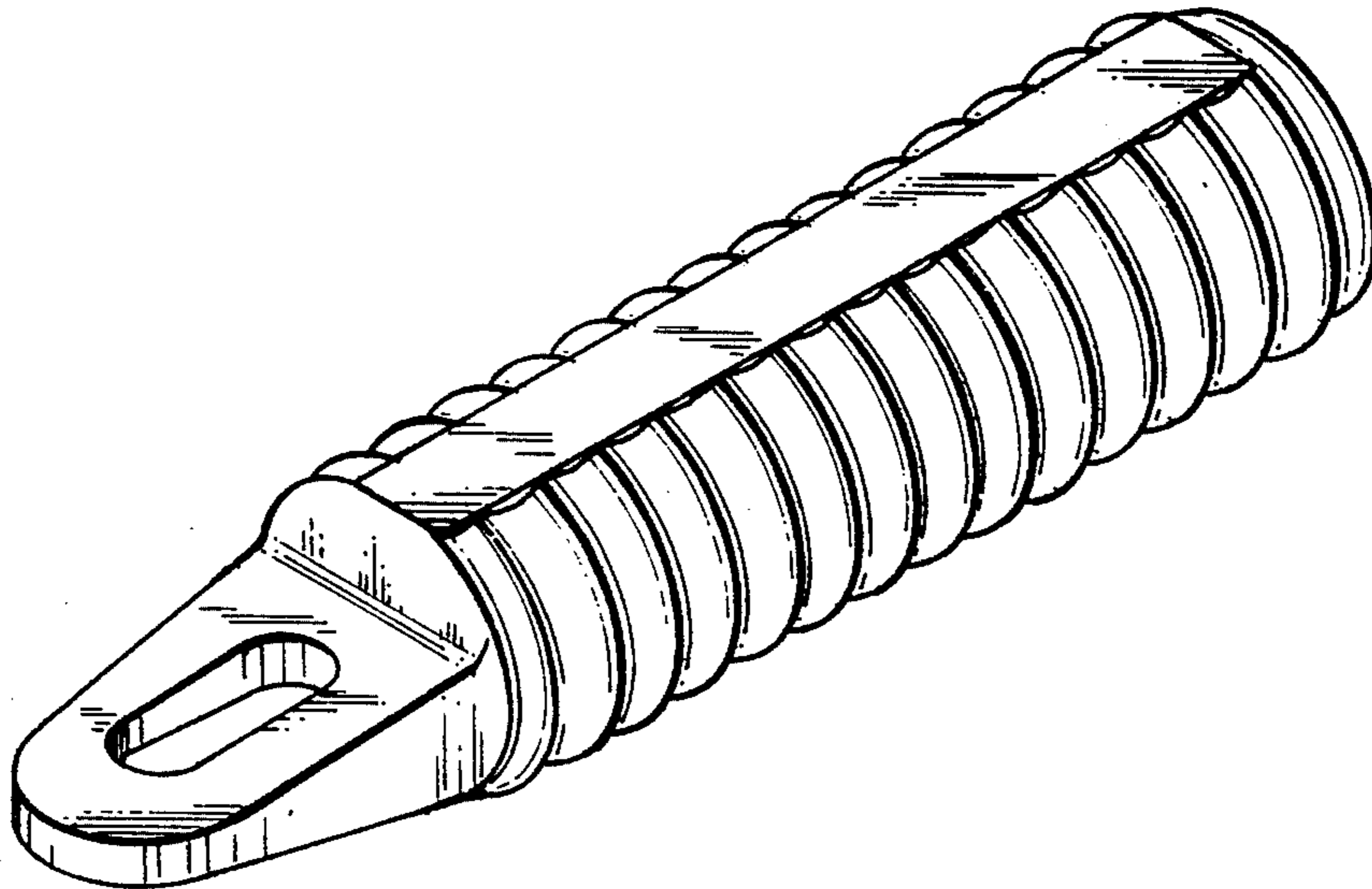
FIG. 2 is a side elevational view thereof, the opposite side being a mirror image.

FIG. 3 is an end elevational view as seen from the left of FIG. 1.

FIG. 4 is a right end elevational view thereof.

FIG. 5 is a top plan view thereof.

FIG. 6 is a bottom plan view thereof.



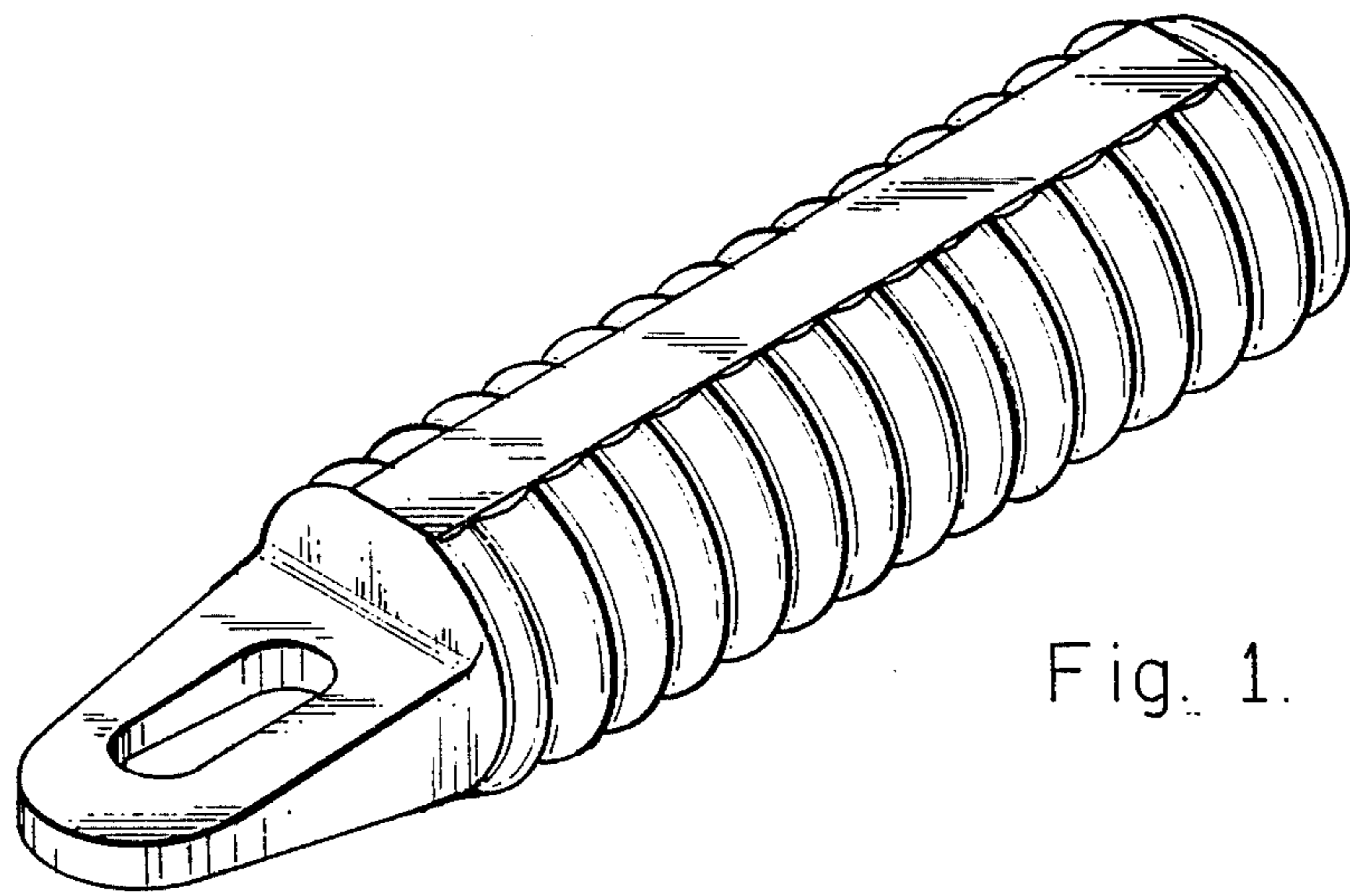


Fig. 1.

Fig. 2.

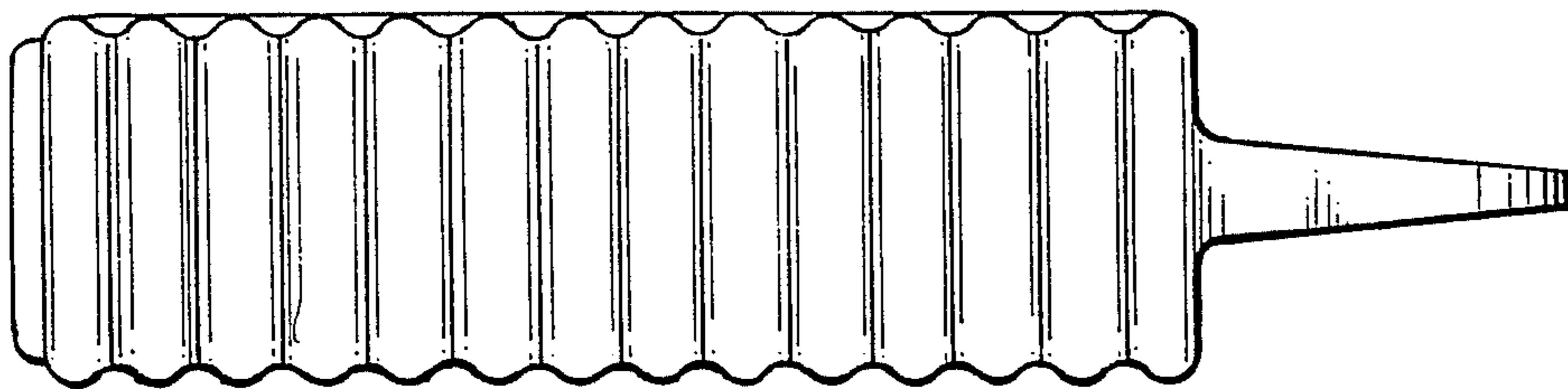


Fig. 3.

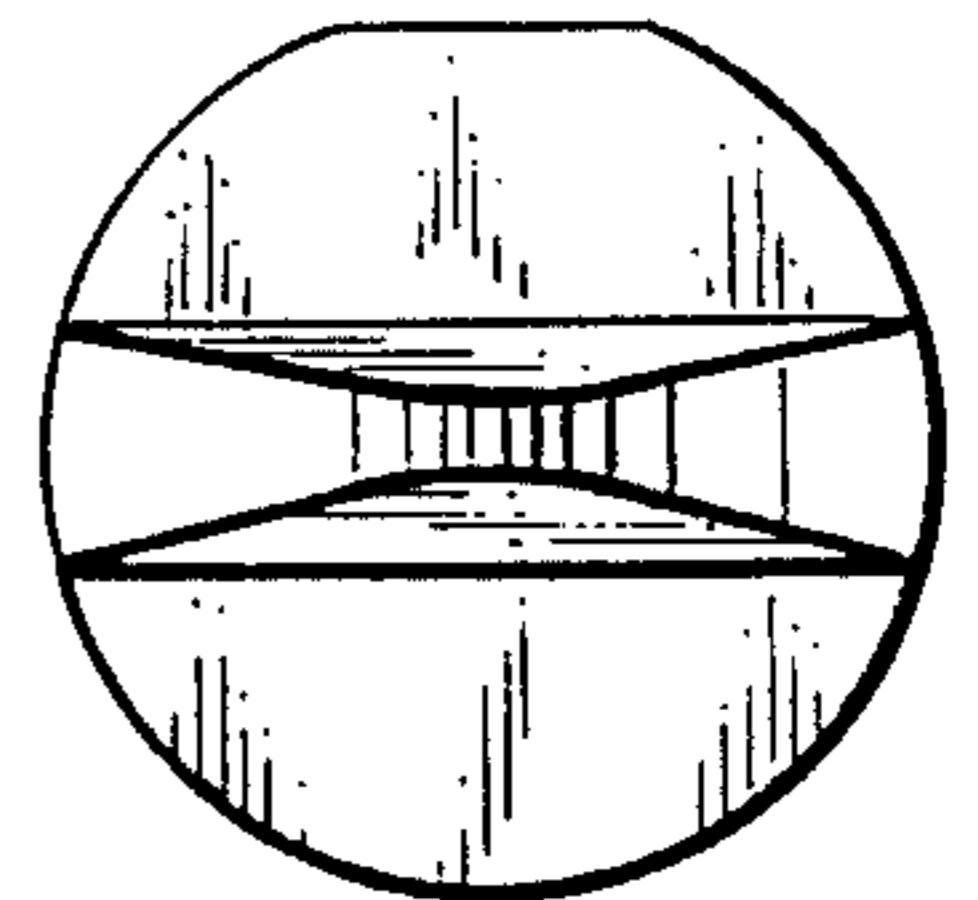


Fig. 4.

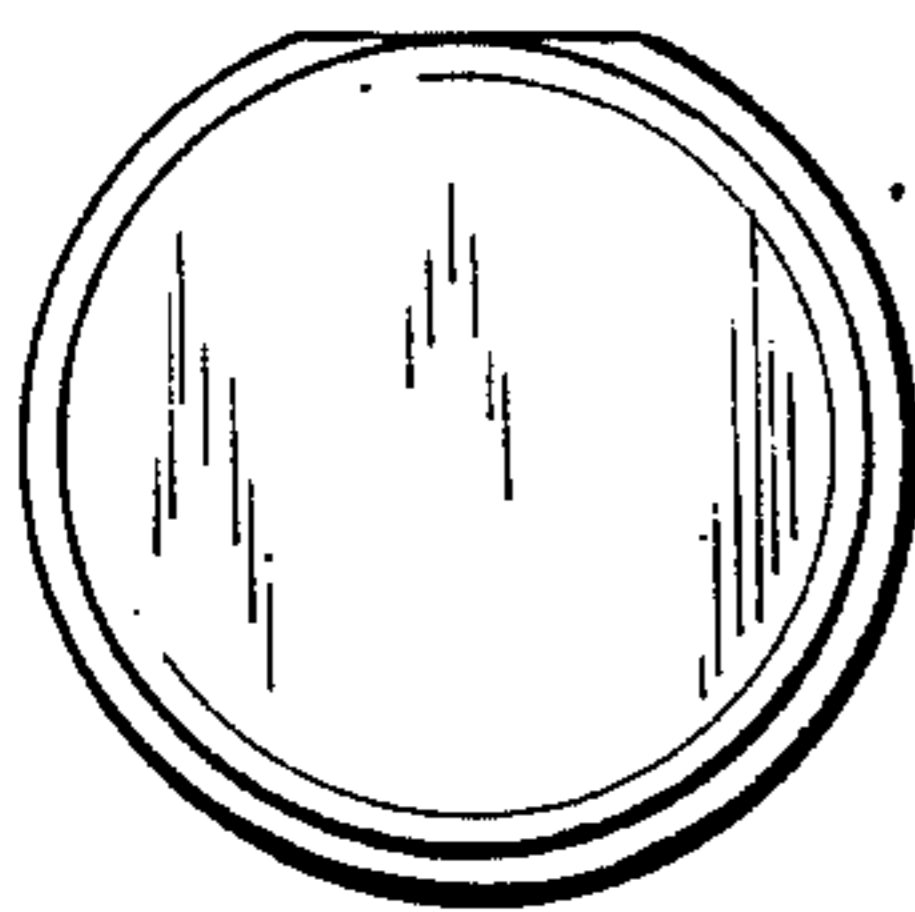


Fig. 5.

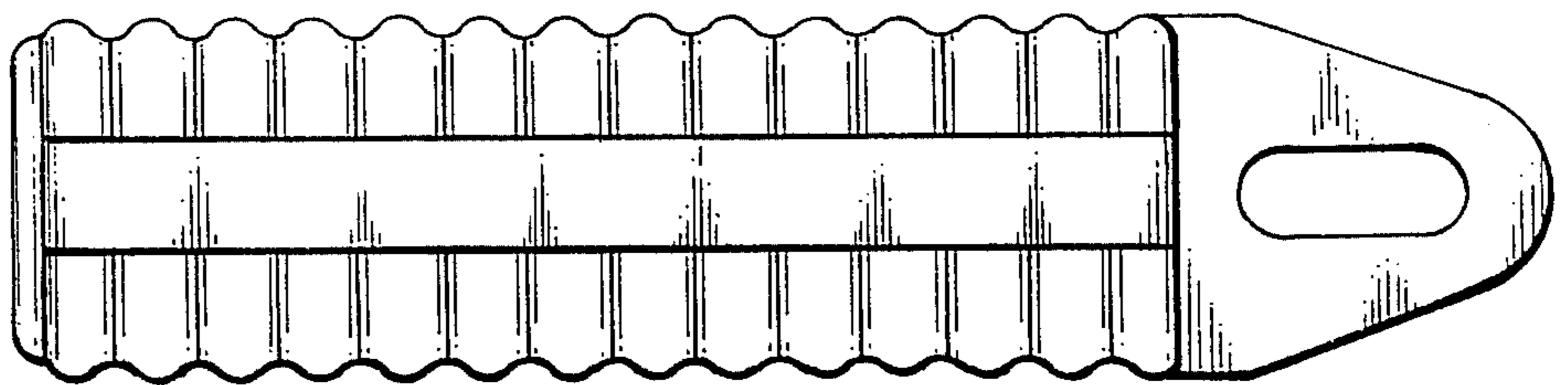


Fig. 6.

