

[54] **VEHICLE TIRE**

[75] **Inventor: Masaaki Minamitani, Osaka, Japan**

[73] **Assignee: The Ohtsu Tire and Rubber Co., Ltd., Osaka, Japan**

[**] **Term: 14 Years**

[21] **Appl. No.: 83,998**

[22] **Filed: Aug. 11, 1987**

[30] **Foreign Application Priority Data**

Mar. 13, 1987 [JP] Japan 62-9676[U]

[52] **U.S. Cl. D12/151**

[58] **Field of Search D12/146-151, D12/136; 152/209 R, 209 B, 209 D**

[56] **References Cited**

U.S. PATENT DOCUMENTS

- D. 277,562 2/1985 Kawajiri et al. D12/149
- D. 277,951 3/1985 Molnar et al. D12/147
- D. 280,716 9/1985 Fetty et al. D12/147
- D. 303,645 9/1989 Demaret et al. D12/149

OTHER PUBLICATIONS

1987 Tread Design Guide, ©1/87, p. 156, Yokohama Super Digger Y826 Tire, second tire in from top right side of page.

1985 Tread Design Guide, p. 46, Michelin XZX 70 Tire, top center of page.

Primary Examiner—James M. Gandy
Attorney, Agent, or Firm—Armstrong, Nikaido, Marmelstein, Kubovcik & Murray

[57] **CLAIM**

The ornamental design for a vehicle tire, as shown and described.

DESCRIPTION

FIG. 1 is a side elevation view of a vehicle tire showing my new design, the opposite side being a mirror image thereof;

FIG. 2 is a front elevation view thereof; and

FIG. 3 is a perspective view thereof it being understood that the tread design is repeated uniformly throughout the circumference of the tire.

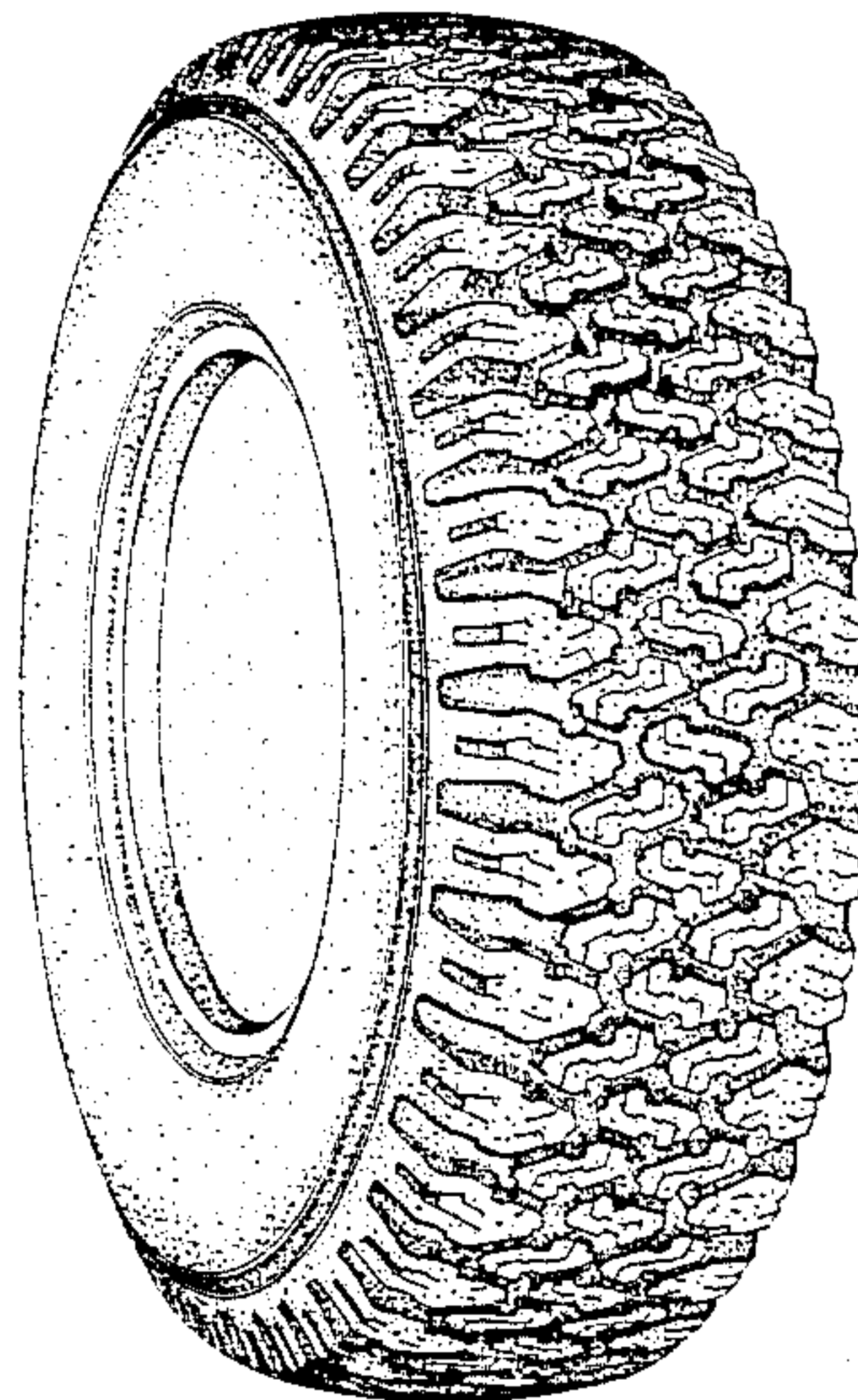


FIG. 1

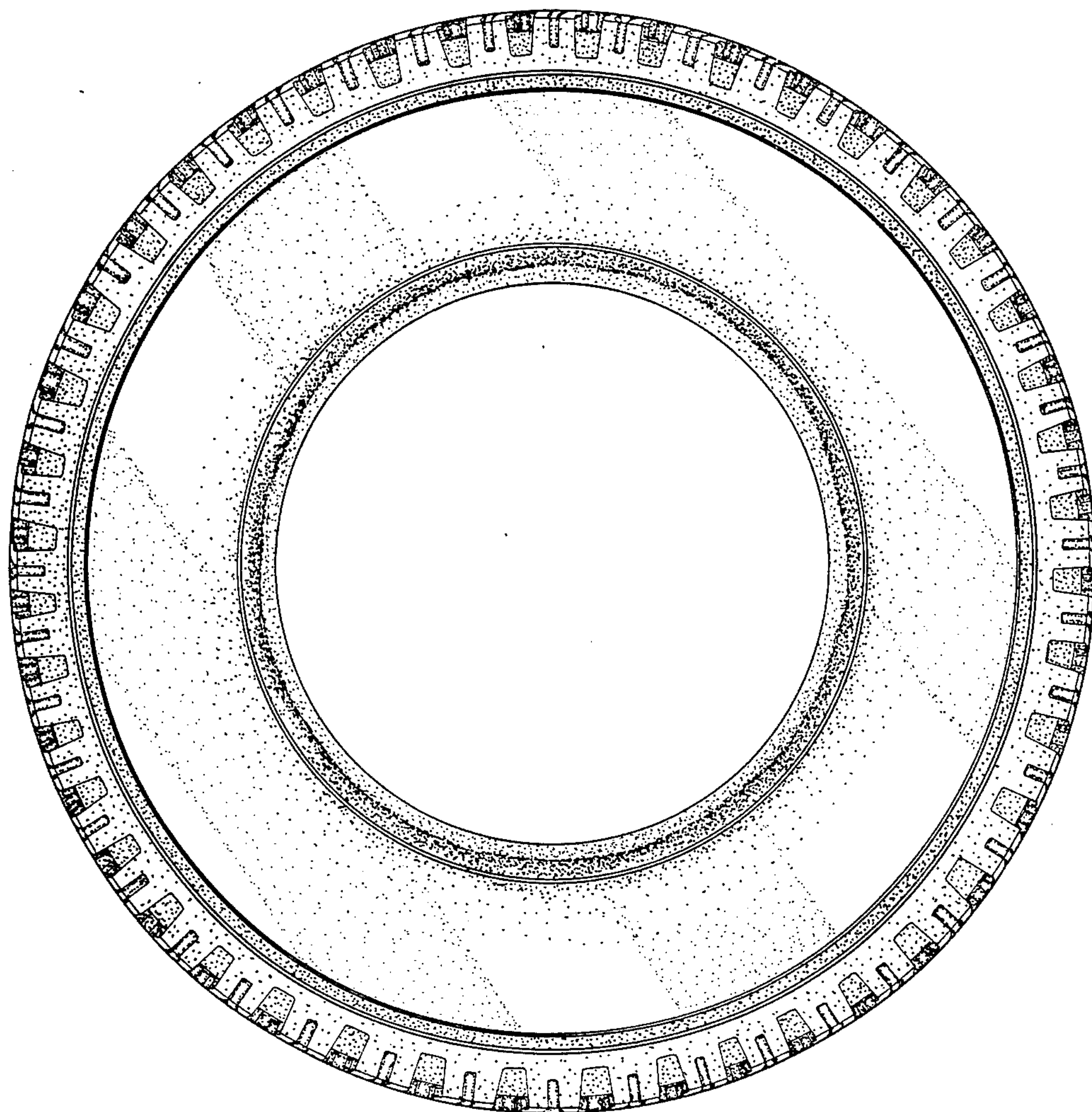


FIG.2

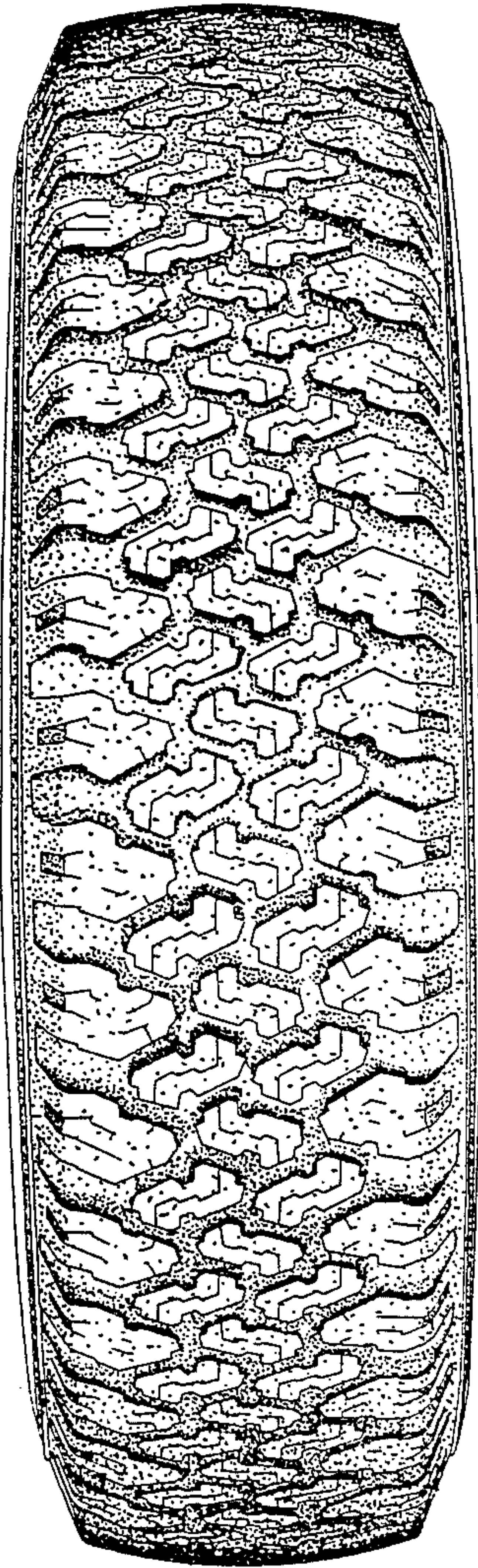


FIG.3

