

[54] PIZZA GRIDDLE

[76] Inventor: Everett D. Strand, 4317 Dupont Ave. S., Minneapolis, Minn. 55409

[\*\*] Term: 14 Years

[21] Appl. No.: 27,671

[22] Filed: Mar. 19, 1987

[52] U.S. Cl. .... D7/354; D7/359; D7/409

[58] Field of Search ..... D7/354, 359, 407, 408, D7/409; 99/432, DIG. 15, 430, 450, 425; 219/10.55 E

[56] References Cited

U.S. PATENT DOCUMENTS

D. 27,936	12/1897	Schmidt	.....	D7/359
D. 248,142	6/1978	Greger	.....	D7/1 X
1,733,450	10/1929	Detwiler	.	
1,906,999	5/1933	Parker	.	
2,534,407	12/1950	Bramberry	.	
2,583,887	1/1952	Schneeweiss	.....	99/DIG. 15 X

3,469,524	9/1969	Trozzolo	.	
3,847,068	11/1974	Beer et al.	.....	D7/361 X
4,369,346	1/1983	Hart et al.	.....	219/10.55 E
4,649,053	3/1987	Lamonica	.....	99/DIG. 15 X
4,729,297	3/1988	Iranzadi	.....	99/425 X

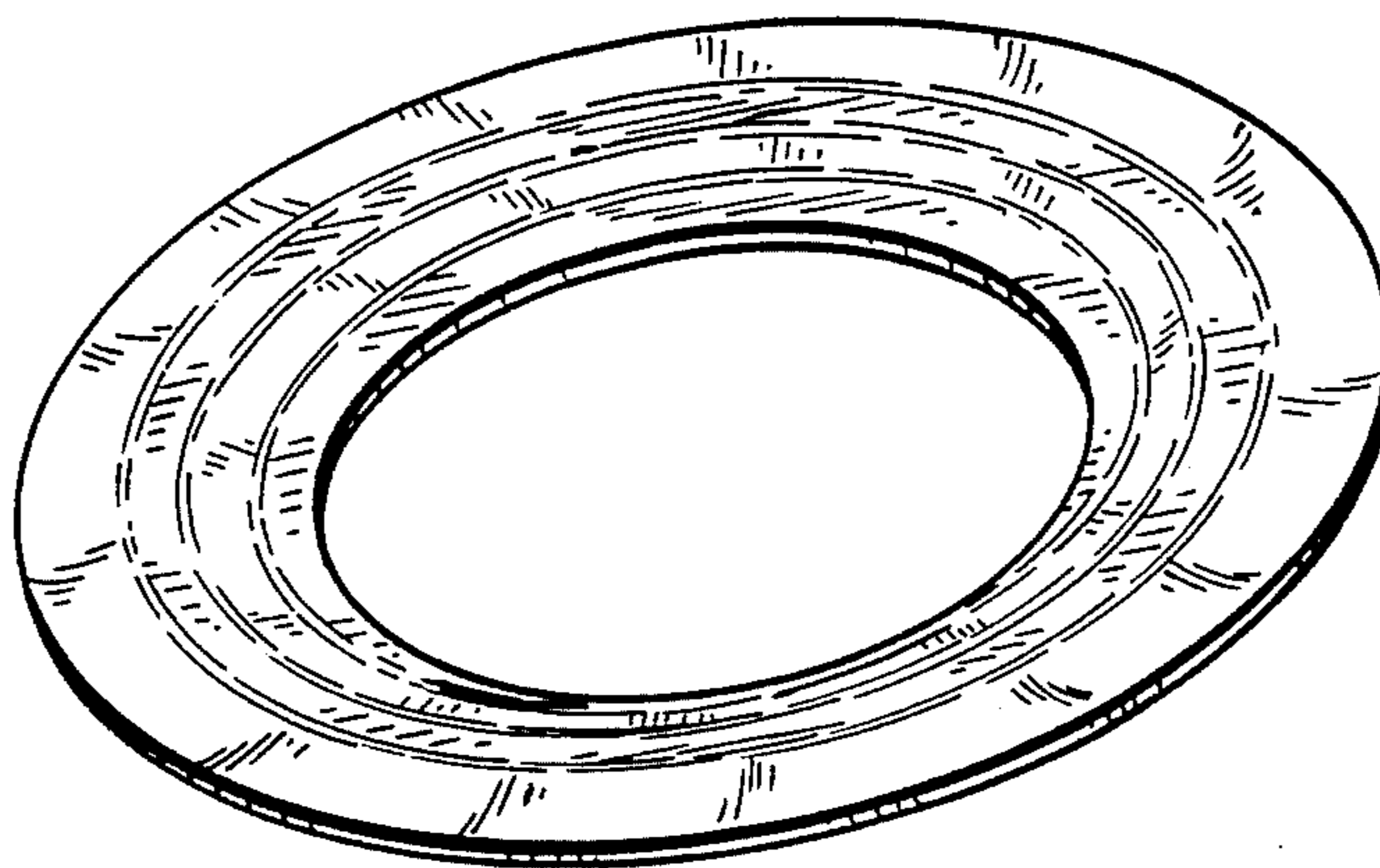
Primary Examiner—Winifred E. Herrmann  
Attorney, Agent, or Firm—Orrin M. Haugen; Thomas J. Nikolai; Frederick W. Niebuhr

[57] CLAIM

The ornamental design for a pizza griddle, as shown and described.

DESCRIPTION

FIG. 1 is a top perspective view of a pizza griddle showing my new design;  
FIG. 2 is a top plan view thereof;  
FIG. 3 is a bottom plan view thereof;  
FIG. 4 is a side elevational view thereof on an enlarged scale; and  
FIG. 5 is a cross-sectional view thereof on an enlarged scale taken on line 5—5 of FIG. 2.



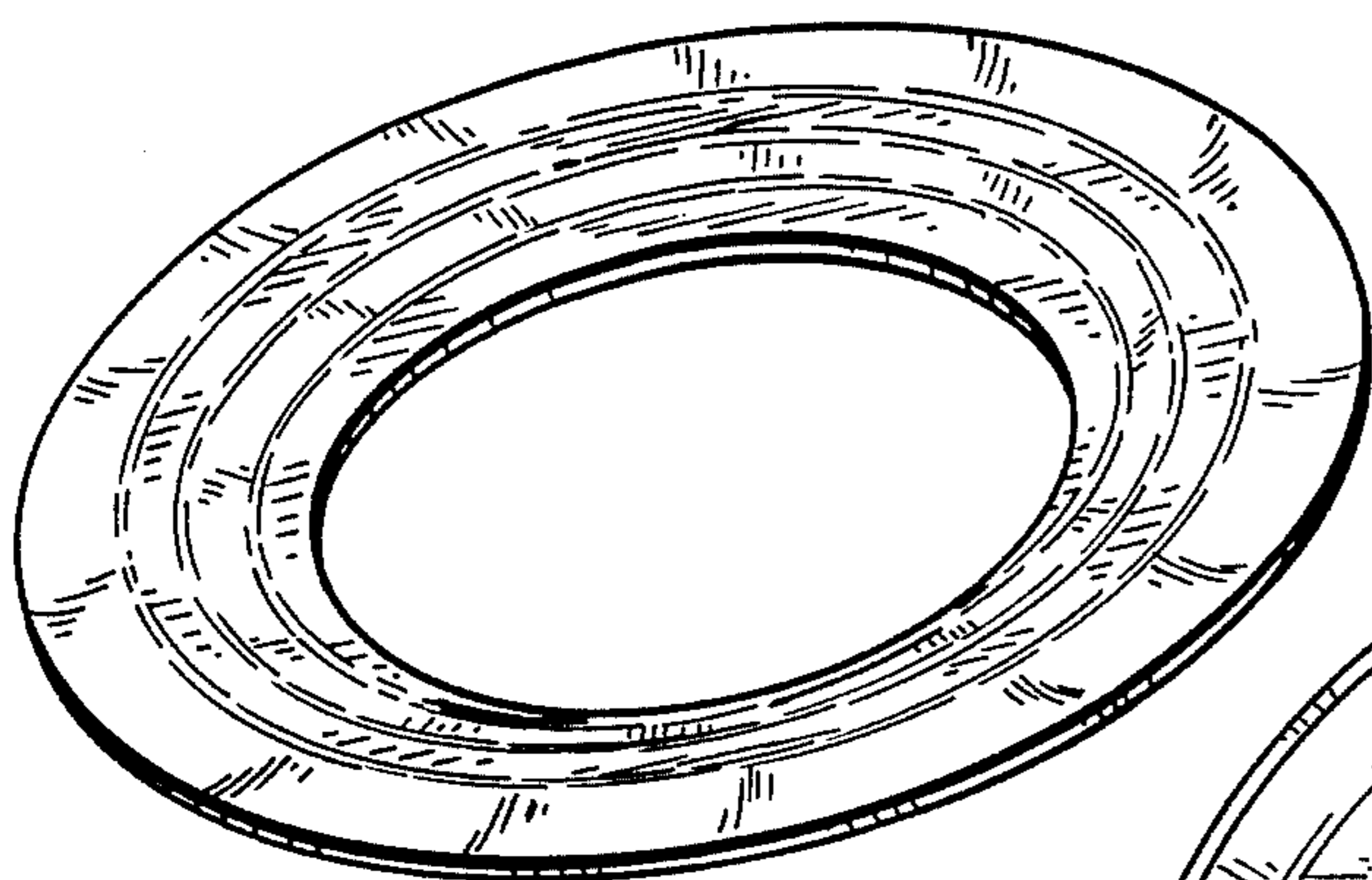


Fig. 1

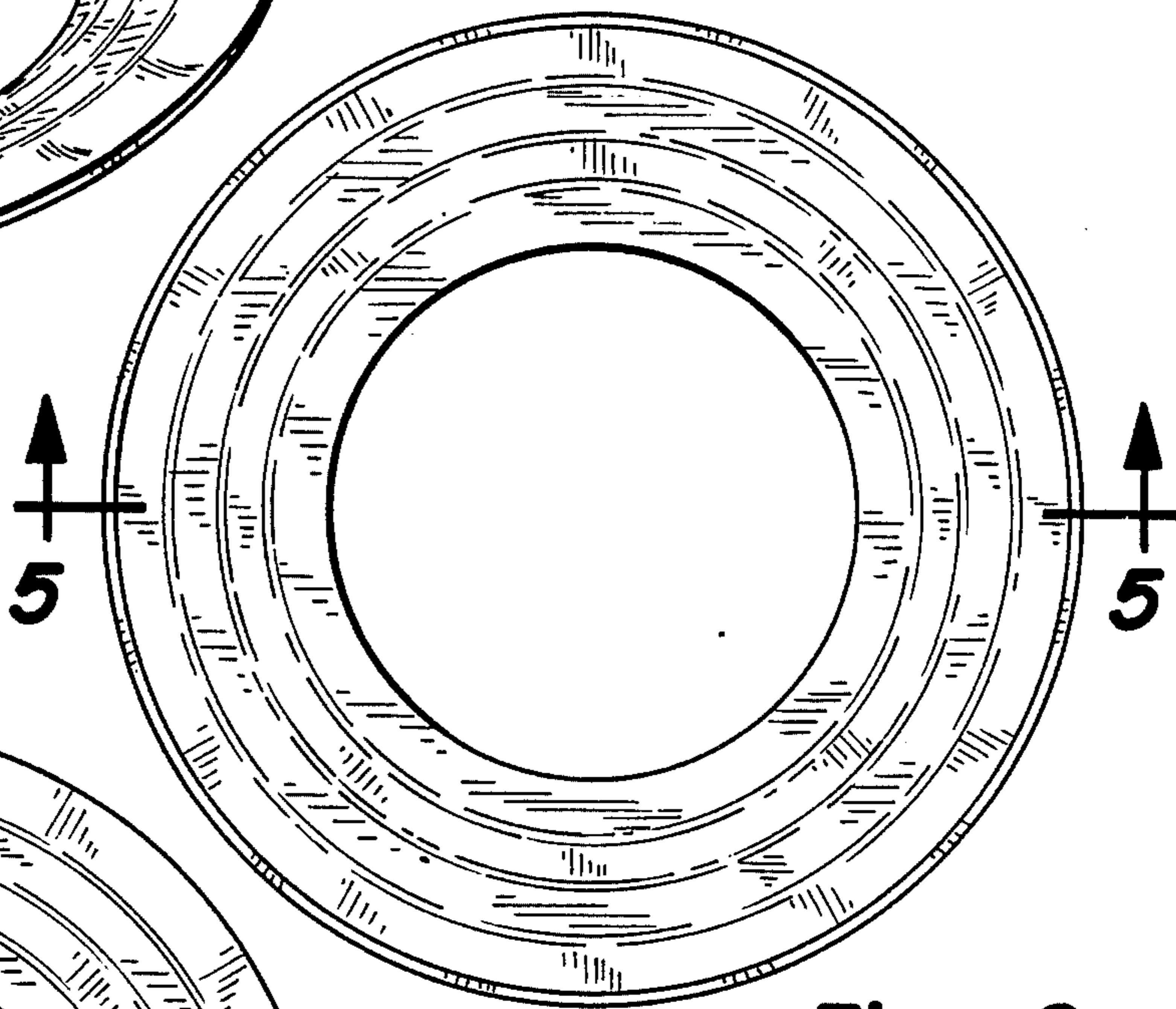


Fig. 2

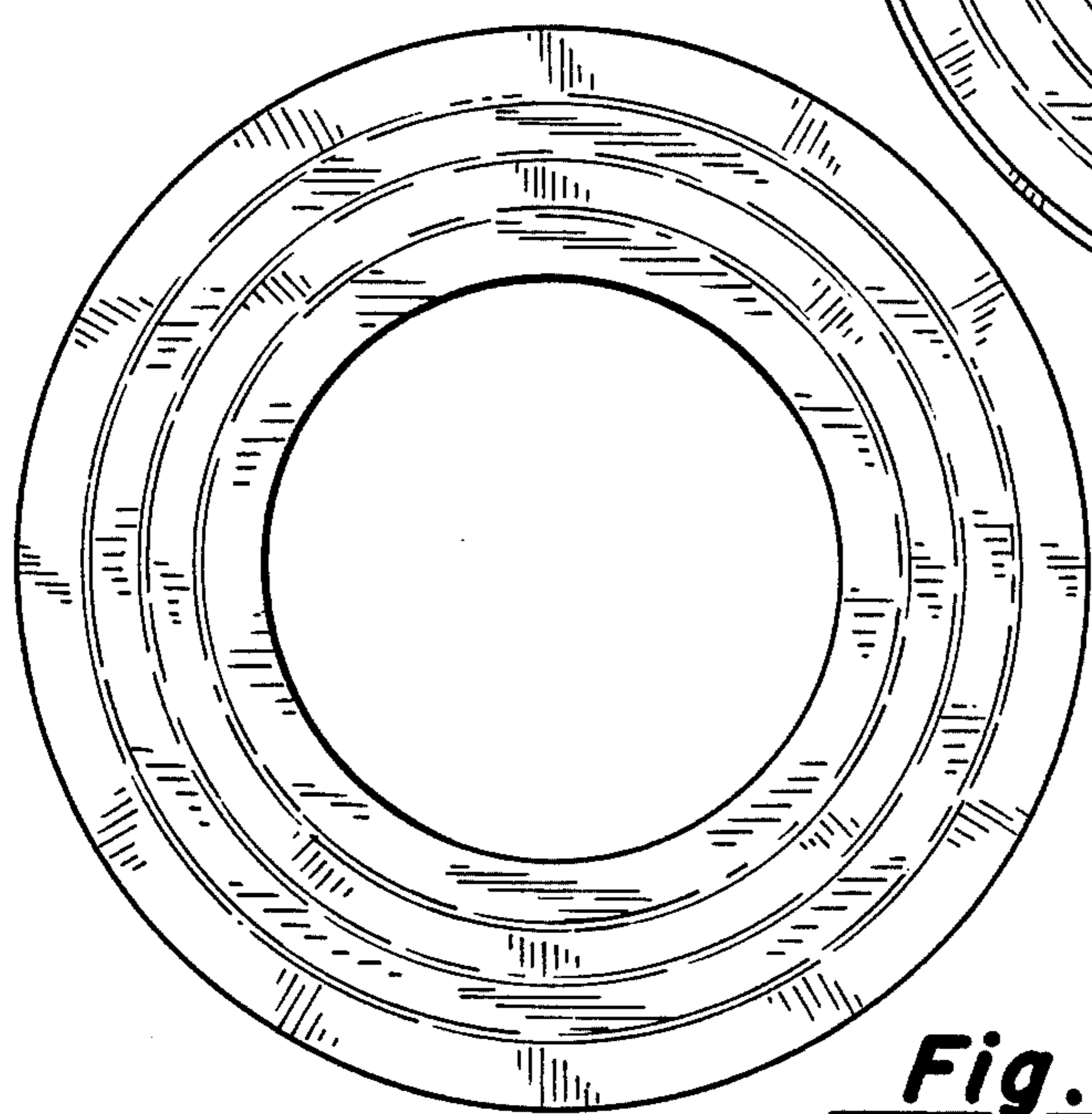


Fig. 3




Fig. 4




Fig. 5

**Disclaimer**

Des. 309,397.—*Everett D. Strand*, Minneapolis, Minn. PIZZA GRIDDLE. Patent dated July 24, 1990.  
Disclaimer filed May 21, 1990, by the inventor.

The term of this patent subsequent to Nov. 6, 2004, has been disclaimed.  
[ *Official Gazette Nov. 20, 1990* ]