

[54] BRUSH FOR REMOVING LINT

[76] Inventor: Larry J. Kiesz, 12700 SE. Hubbard Rd., Clackamas, Oreg. 97015

[**] Term: 14 Years

[21] Appl. No.: 59,388

[22] Filed: Jun. 8, 1987

[52] U.S. Cl. D4/128; D4/121; D4/122

[58] Field of Search D4/116, 122, 128, 130-131, D4/133, 136, 199, 108; 15/104 R, 104 A, 106, 159 R, 159 A, 160, 167.1

[56] References Cited

U.S. PATENT DOCUMENTS

D. 133,542	8/1942	Kells	D4/108
D. 157,258	2/1950	Hertzberg	D4/121
D. 273,058	3/1984	McKay	D4/122
3,355,759	12/1967	Sloan	D4/122 X
4,639,965	2/1987	Suzuki	15/104 A

Primary Examiner—Wallace R. Burke
Assistant Examiner—Lavone D. Tabor

Attorney, Agent, or Firm—Chernoff, Vilhauer, McClung & Stenzel

[57] CLAIM

The ornamental design for a brush for removing lint, as shown and described.

DESCRIPTION

FIG. 1 is a top plan view of a brush for removing lint showing my new design, the bottom plan view being a mirror image thereof;

FIG. 2 is a side elevational view, the opposite side being a mirror image thereof;

FIG. 3 is an end elevational view as seen from the bottom of FIG. 1;



FIG. 4 is an elevational view of the opposite end thereof;

FIG. 5 is an exploded top plan view, the bottom being a mirror image thereof;

FIG. 6 is a side elevational view, the opposite side being a mirror image thereof, shown without the cap;

FIG. 7 is an end elevational view as seen from the top of FIG. 6; and

FIG. 8 is an end elevational view as seen from the bottom of the cap.



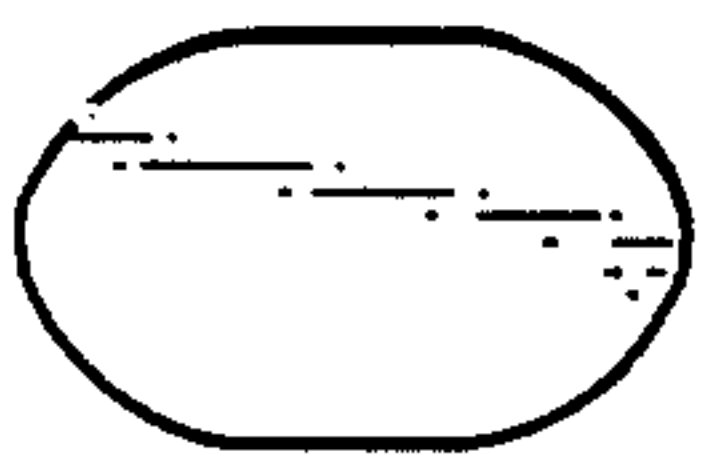


FIG. 4




FIG. 1



FIG. 2

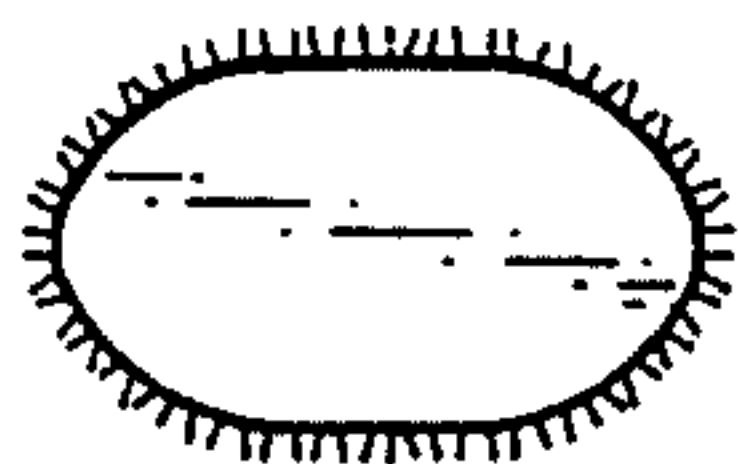


FIG. 7




FIG. 5

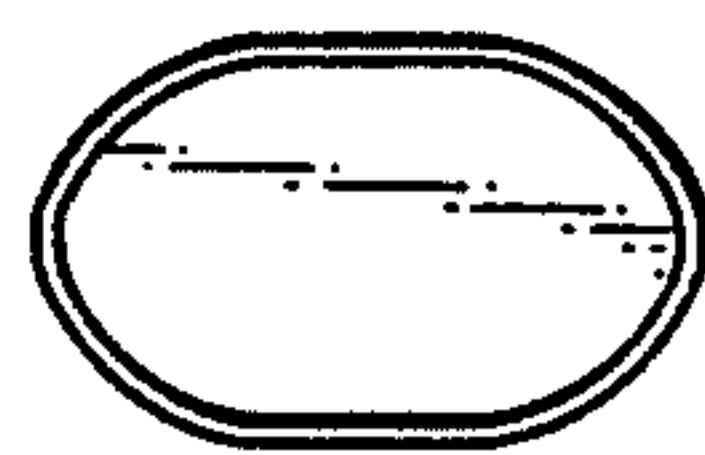


FIG. 8




FIG. 3



FIG. 6