

[54] COMBINED COMB AND ROLLER

[76] Inventor: Photis Nicolaou, 13203 Canterbury, Sterling Heights, Mich. 48077

[**] Term: 14 Years

[21] Appl. No.: 152,061

[22] Filed: Feb. 4, 1988

[52] U.S. Cl. D28/26

[58] Field of Search D28/9-10, D28/21-62; 132/219, 112-161; D4/138

[56] References Cited

U.S. PATENT DOCUMENTS

D. 105,576	8/1937	Eyraud	132/122 X
D. 107,283	11/1937	Stinson	132/122 X
D. 162,912	4/1951	Wenter	132/122 X
D. 177,613	5/1956	Chiarello	D28/26
D. 263,085	2/1982	Andis	D28/35
D. 263,886	4/1982	Soltsick, Jr.	D28/21
854,498	5/1907	Higgins	132/156 X
1,145,492	7/1915	Krieger	132/112 X
1,451,260	4/1923	Holland	132/114

2,175,312 10/1939 Redmon D28/30 X

Primary Examiner—Bernard Ansher
Assistant Examiner—C. Tuttle
Attorney, Agent, or Firm—Barnes, Kisselle, Raisch, Choate, Whittemore & Hulbert

[57] CLAIM

The ornamental design for a combined comb and roller, as shown and described.

DESCRIPTION

FIG. 1 is a left side elevational view of a combined comb and roller showing my new design; FIG. 2 is a bottom plan view thereof; FIG. 3 is a top plan view thereof; FIG. 4 is a right side elevational view thereof; FIG. 5 is an end elevational view thereof, as seen from the left side of FIG. 1; FIG. 6 is an end elevational view thereof, as seen from the right side of FIG. 1; FIG. 7 is a side elevational view of a modified embodiment of the design shown in FIGS. 1-6; and FIG. 8 is a side elevational view of a second modified embodiment of the designs shown in FIGS. 1-6.

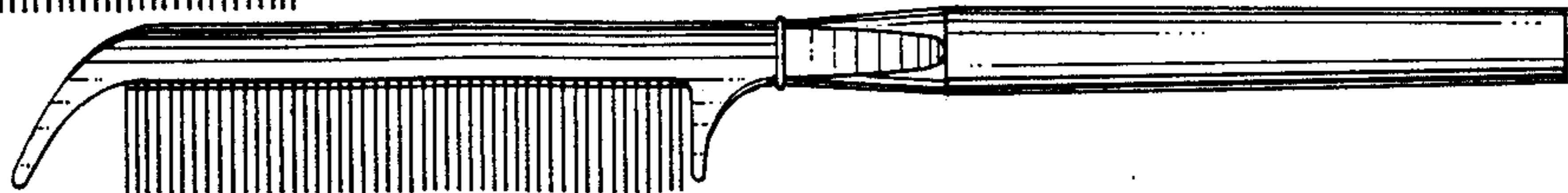
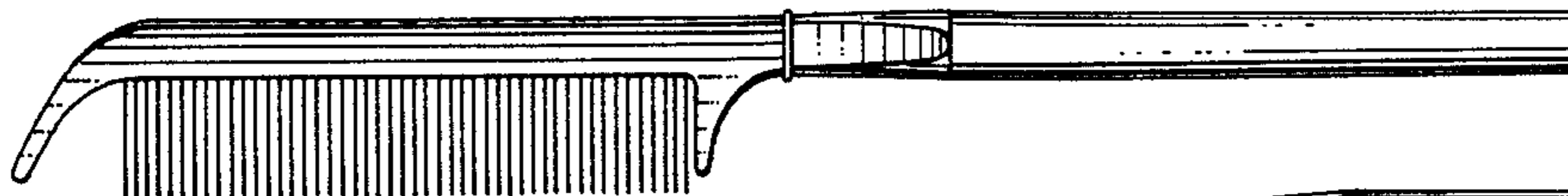
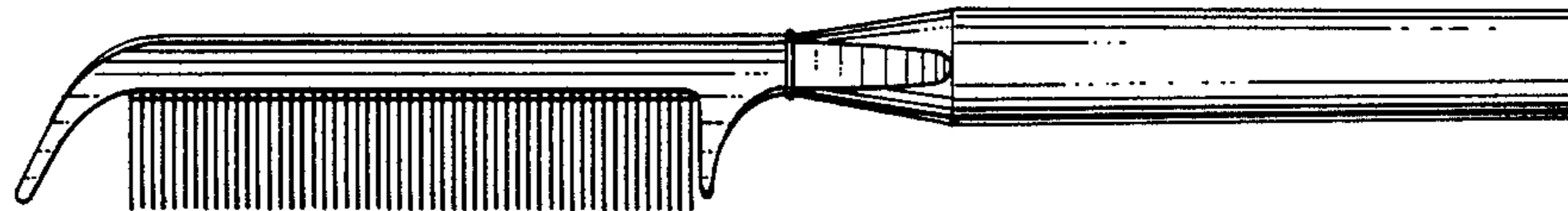


FIG.5

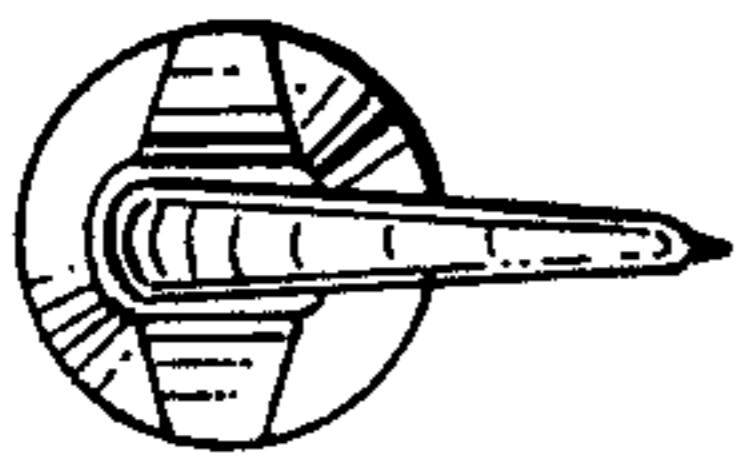


FIG.1

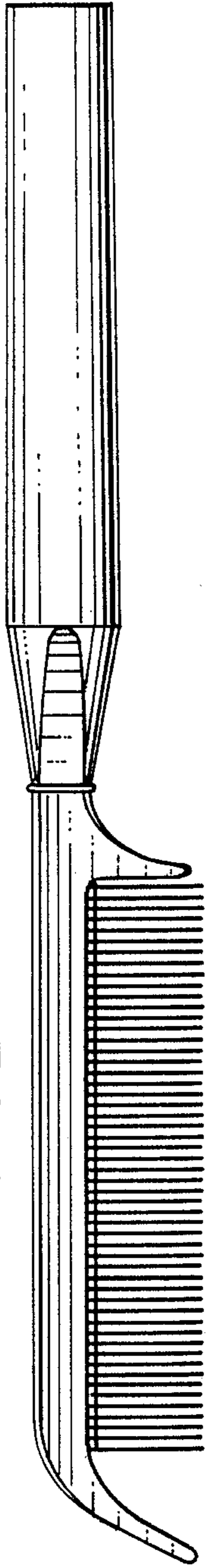


FIG.6

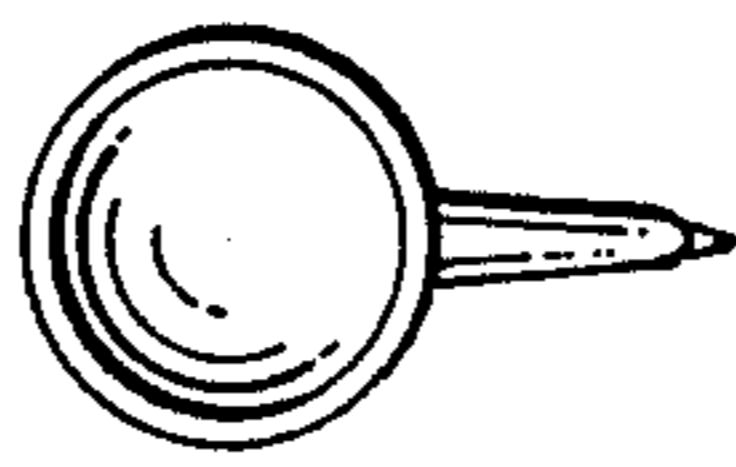


FIG.2




FIG.3

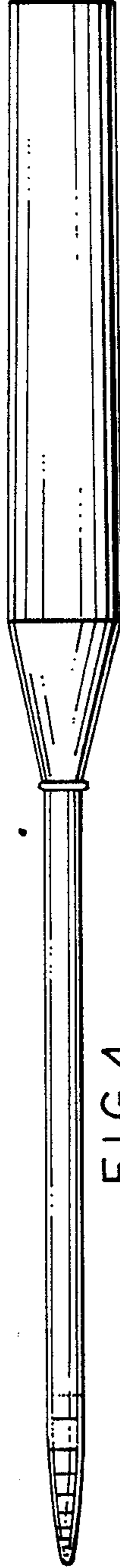


FIG.4

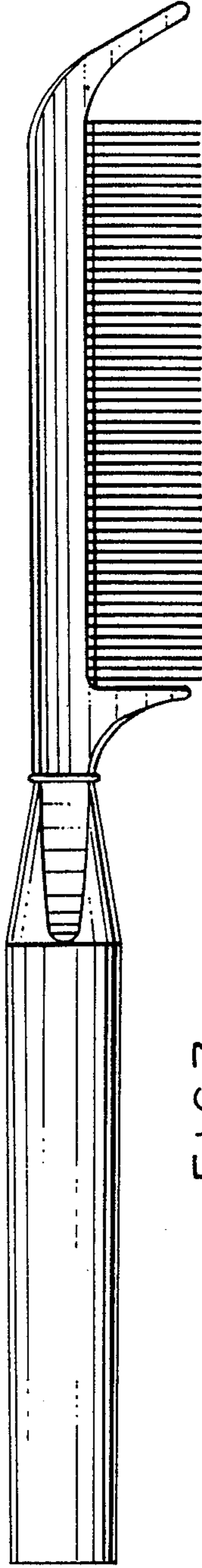


FIG.7

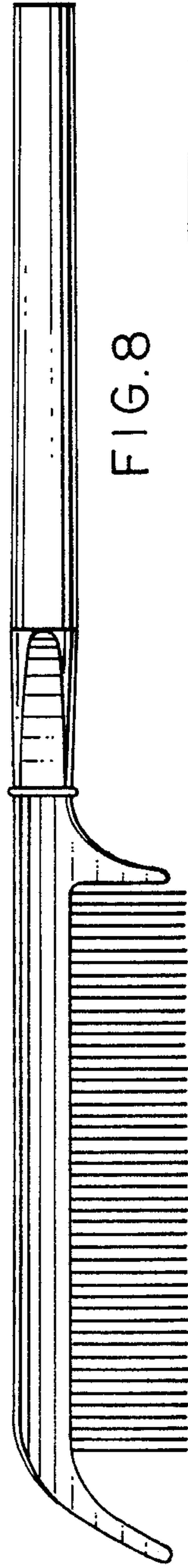


FIG.8

