

[54] **WRISTWATCH**

[75] **Inventor: Hans Saurer, Viganello, Switzerland**

[73] **Assignee: Christian Dior, S.A., Paris, France**

[**] **Term: 14 Years**

[21] **Appl. No.: 50,212**

[22] **Filed: May 14, 1987**

[52] **U.S. Cl. D10/39**

[58] **Field of Search D10/1-39,
D10/122-132; 368/276, 277, 280-282, 285,
223, 228, 232, 238**

[56] **References Cited**

U.S. PATENT DOCUMENTS

D. 294,918 3/1988 Kabaya D10/30

OTHER PUBLICATIONS

European Jeweler-4/85-p. 80-Watches at bottom.

European Jeweler-11/81-p. 103-Watches at top-left.

Primary Examiner-Nelson C. Holtje

Attorney, Agent, or Firm-Philip H. Gottfried

[57] **CLAIM**

The ornamental design for a wristwatch, as shown and described.

DESCRIPTION

FIG. 1 is a top plan view of a wristwatch showing my new design;

FIG. 2 is a rear elevational view thereof on a reduced scale;

FIG. 3 is a right side elevational view thereof on a reduced scale;

FIG. 4 is a left side elevational view thereof on a reduced scale;


FIG. 5 is a front elevational view thereof on a reduced scale, the rear view being a mirror image thereto;

FIG. 6 is a top plan view of a second embodiment of my new design of FIGS. 1-5, all other view being identical thereto;

FIG. 7 is a top plan view of a third embodiment of my new design of FIGS. 1-5, all other views being identical thereto;

FIG. 8 is a top plan view of a fourth embodiment of my new design of FIGS. 1-5, all other views being identical thereto.

The broken line showings of watch bands in FIGS. 1-4 are environmental only and form no part of the claimed design.



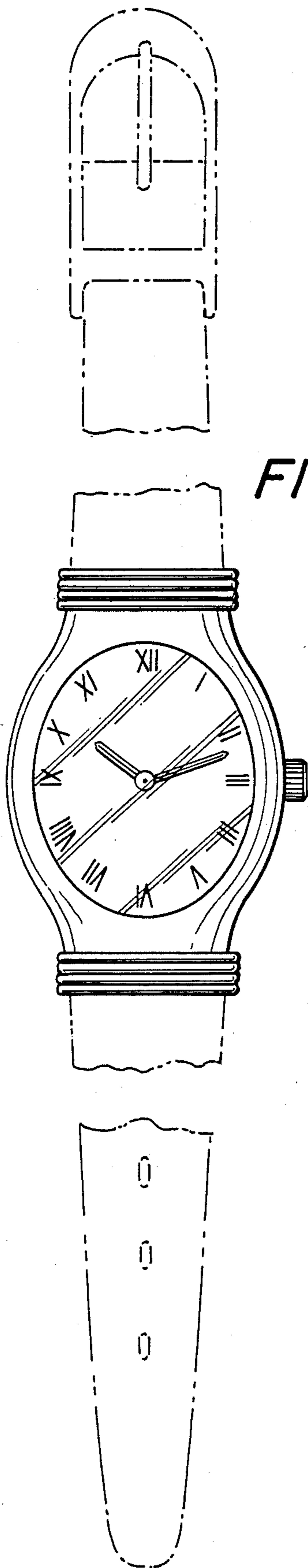


FIG. 1

FIG. 2

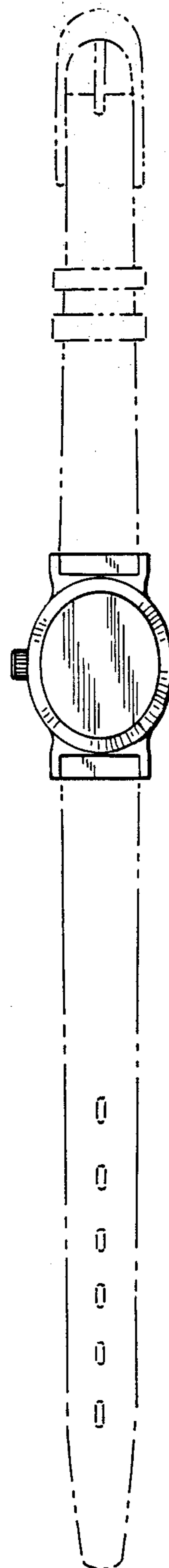


FIG. 3

FIG. 4



FIG. 5



FIG. 6

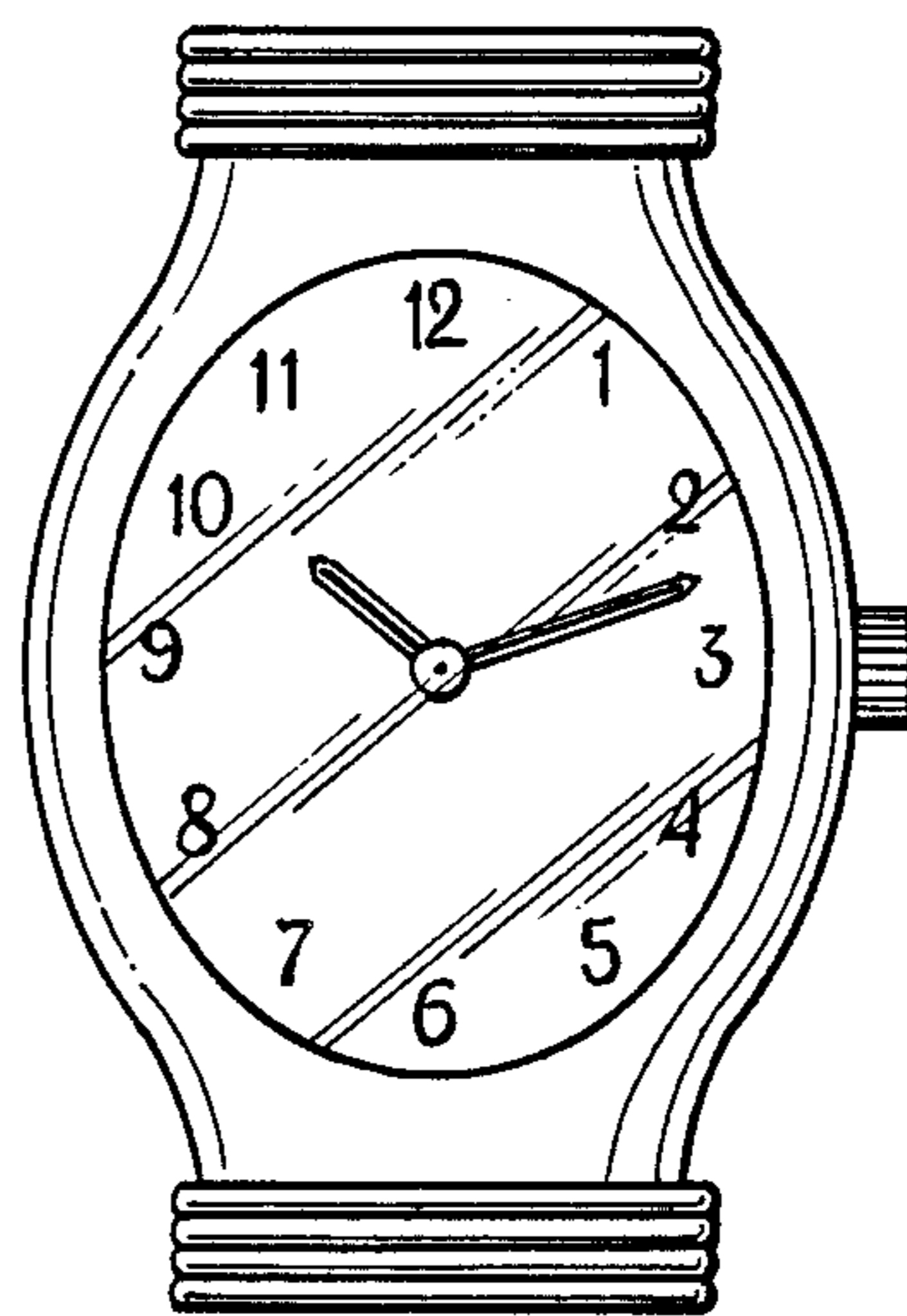


FIG. 7

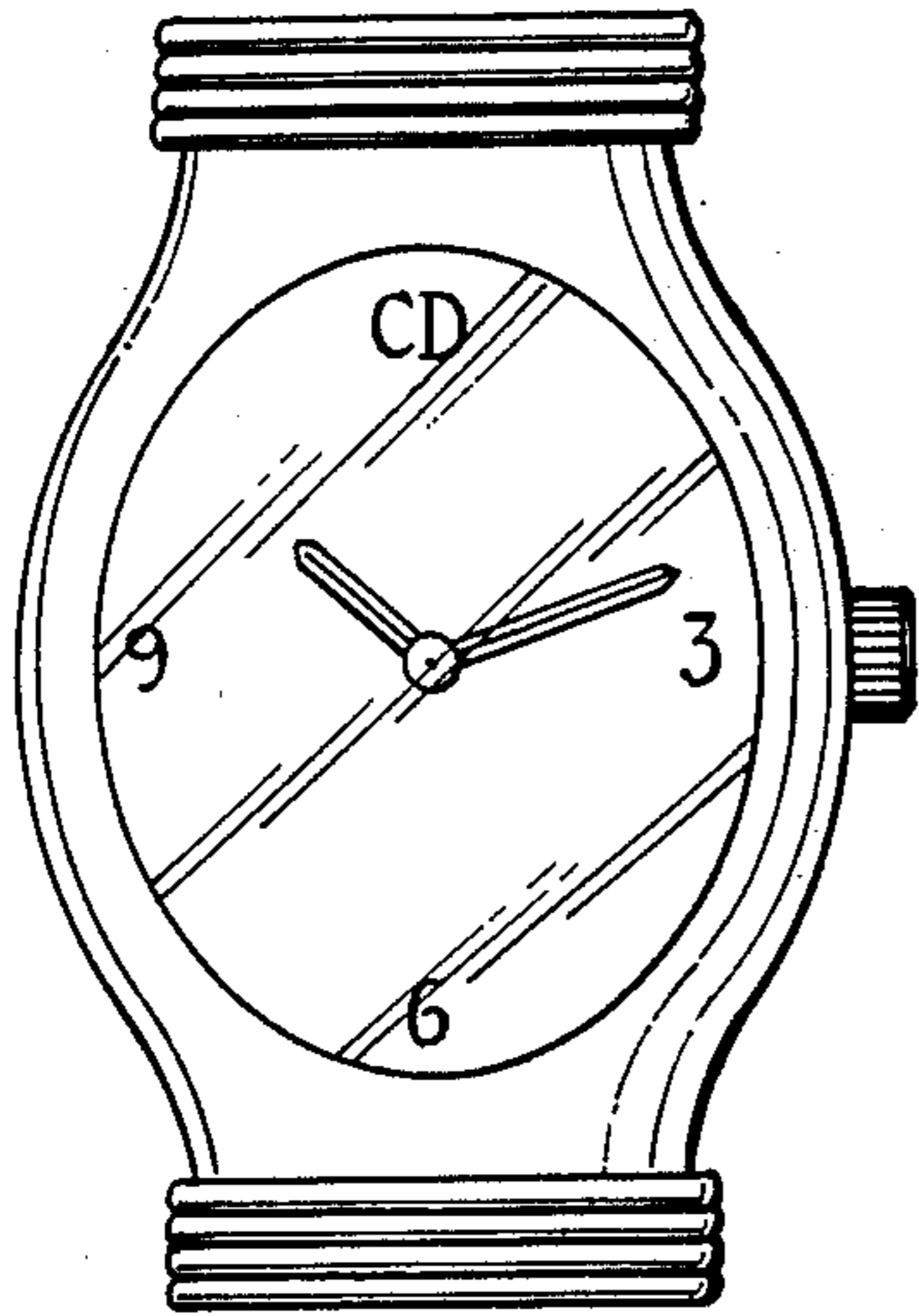


FIG. 8

