

[54] BEVERAGE TRAY

[75] Inventor: Henry R. Vigue, Waterville, Me.

[73] Assignee: Keyes Fibre, Waterville, Me.

[**] Term: 14 Years

[21] Appl. No.: 58,536

[22] Filed: Jun. 5, 1987

[52] U.S. Cl. D9/341; D9/425

[58] Field of Search D9/341, 345, 346, 347, D9/424, 425, 426, 427, 428; D7/3, 37, 38, 70, 71; 206/139, 201, 203, 427, 557-564; 229/2.5 R, 1.5 R, 2.5 EC, 1.5 B, 1.5 H, 904, 906.1

[56] References Cited

U.S. PATENT DOCUMENTS

- D. 205,868 9/1966 Immermann et al. D9/425
- D. 249,622 9/1978 Vigue D9/341 X
- D. 250,091 10/1978 Jewell D9/341
- D. 253,561 12/1979 Vigue D9/341
- D. 257,555 11/1980 Ikushima et al. D9/425

- D. 274,110 6/1984 Vigue D9/341 X
- D. 279,259 6/1985 Bixler et al. D9/341
- D. 289,010 3/1987 Vigue D9/427 X
- D. 296,192 6/1988 Ramirez D9/425
- 3,464,618 9/1969 Martelli et al. 229/2.5
- 4,218,008 8/1980 Veilleux 229/2.5 R

Primary Examiner—Bernard Ansher
Assistant Examiner—Prabhakar Deshmukh
Attorney, Agent, or Firm—Connolly & Hutz

[57] CLAIM

The ornamental design for a beverage tray, as shown and described.

DESCRIPTION

FIG. 1 is a top plan view of a beverage tray showing my new design;
FIG. 2 is a front elevation thereof, all other side elevations being a mirror image thereof;
FIG. 3 is a sectional view taken along line 3—3 of FIG. 1; and
FIG. 4 is a bottom plan view thereof.

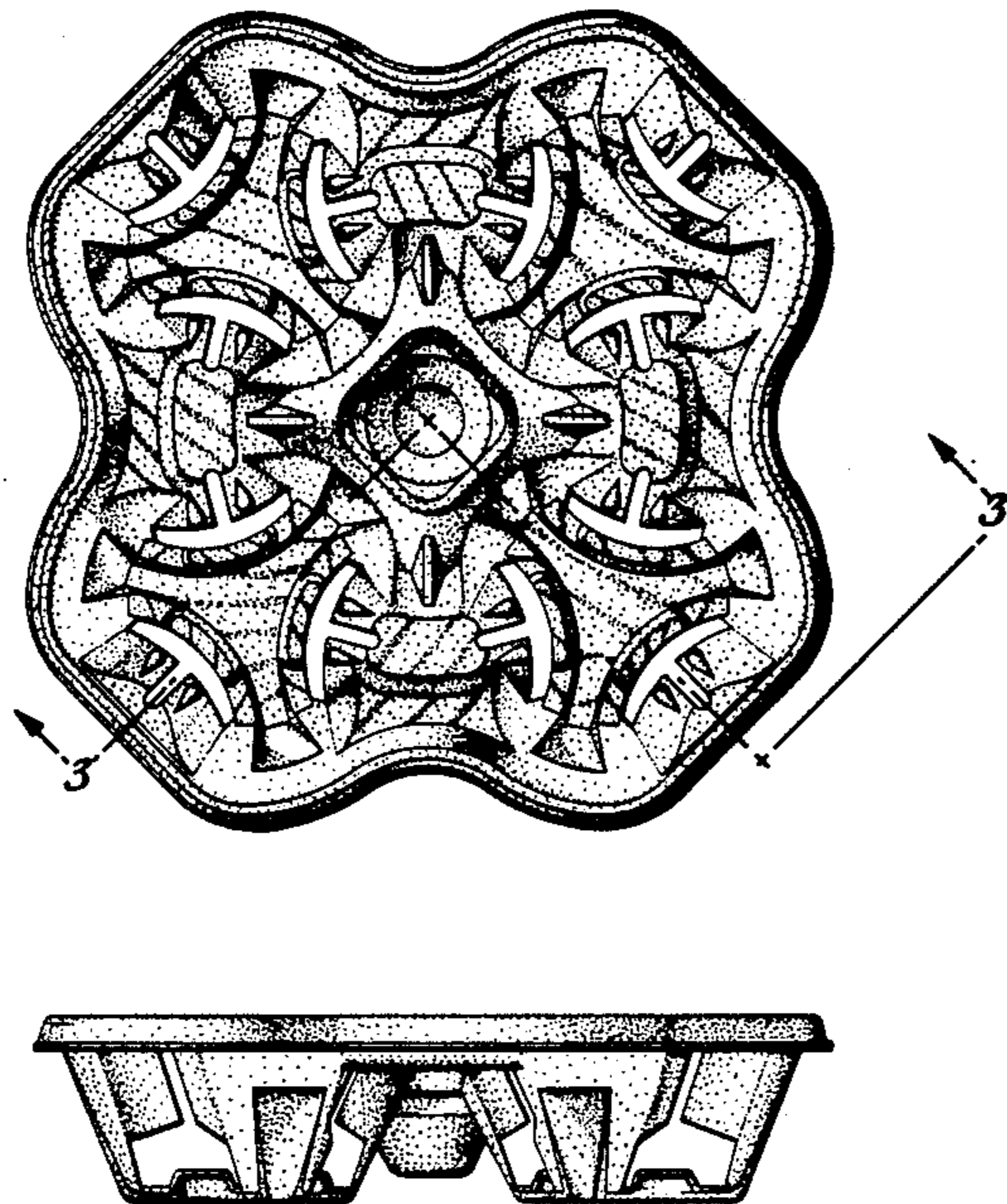


Fig. 1.

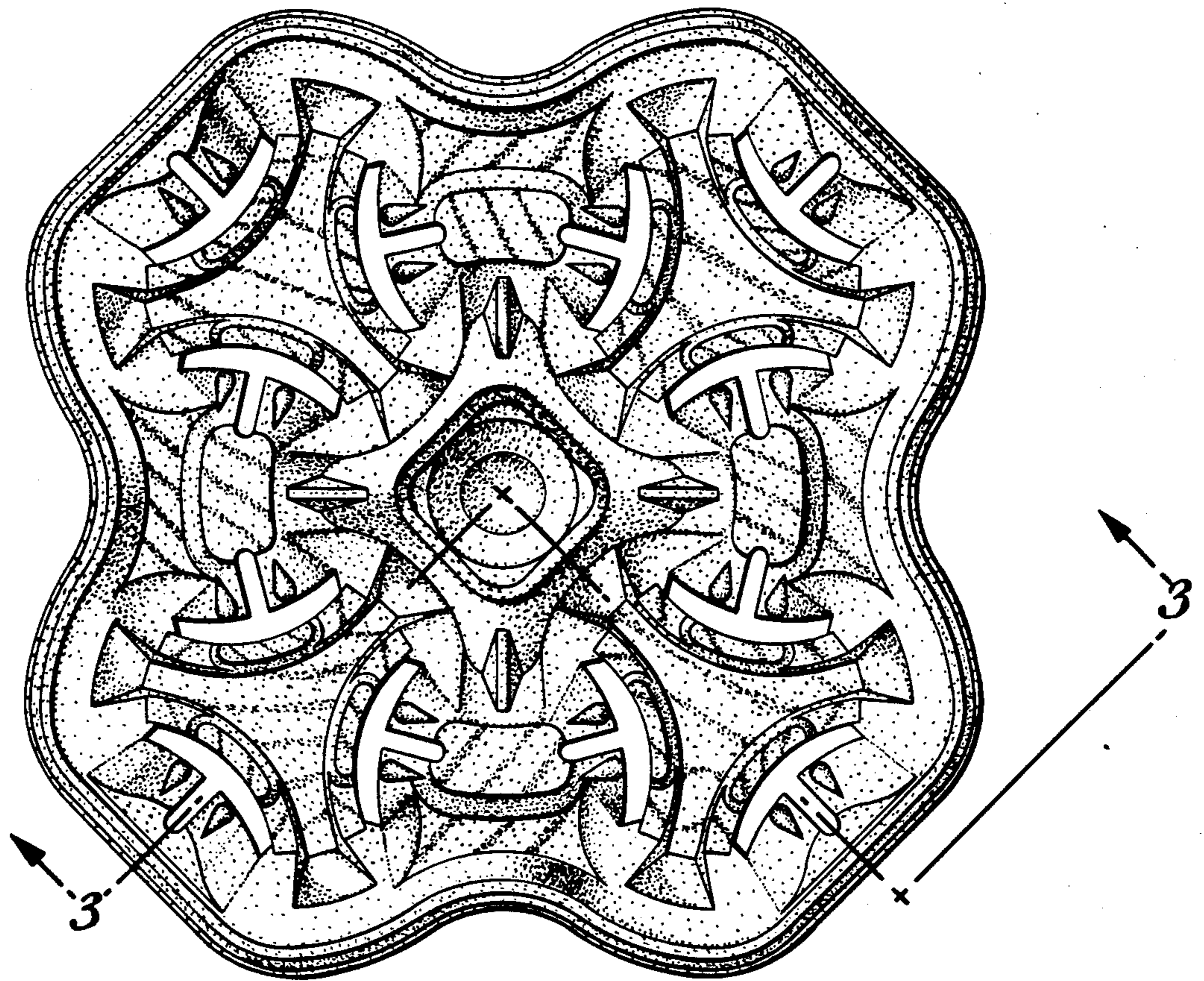


Fig. 2.




Fig. 3.

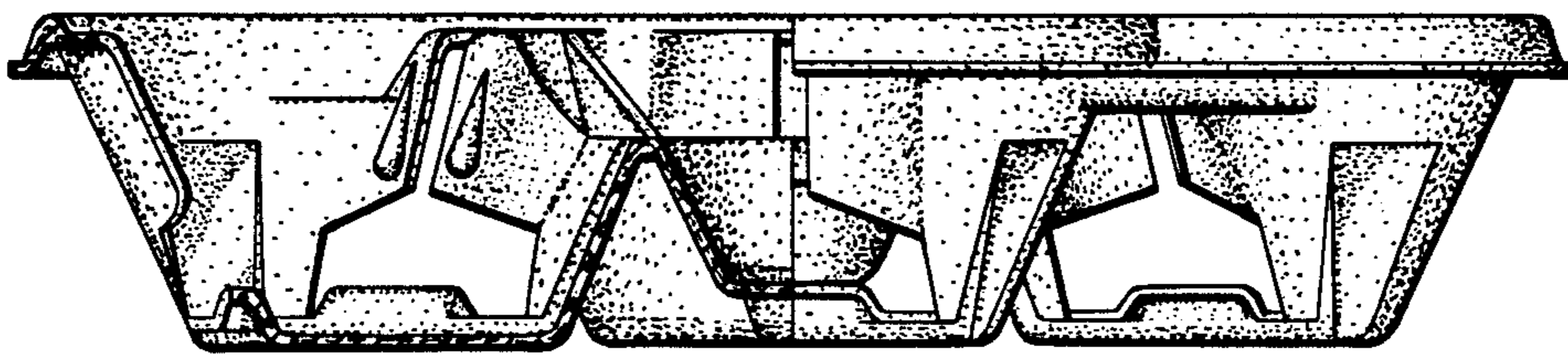


Fig. 4.

