

[54] **GROUND AERATOR**

[76] **Inventor: Joseph W. Laslo, 14648 93 Avenue, Edmonton, Alberta, Canada, T5R 5G6**

[**] **Term: 14 Years**

[21] **Appl. No.: 141,466**

[22] **Filed: Jan. 6, 1988**

[52] **U.S. Cl. D8/6; D8/1**

[58] **Field of Search D8/1, 6-7; 294/49, 55.5; 172/21; 47/1 R**

[56] **References Cited**

U.S. PATENT DOCUMENTS

D. 221,727	9/1971	Erickson	D8/7
D. 290,809	7/1987	Elliott	D8/356
D. 301,535	6/1989	Cain	D8/1
1,635,308	7/1927	Botsford	294/49
1,888,170	11/1932	Hornbaker	294/49
2,720,023	10/1955	Koscher et al.	30/305 X
3,199,817	8/1965	Fox	D8/1 X
3,290,821	12/1966	Parry	D8/1 X

OTHER PUBLICATIONS

Green River Tools Catalogue (1985) p. 11, "The Bi-o-Fork".

Washburn Hardware Catalogue (1941) p. 36, "Sectional Ornamental Fence".

True-Temper advertisement (1965) "Lawn Aerator #A2P".

Primary Examiner—Wallace R. Burke

Assistant Examiner—Brian N. Vinson

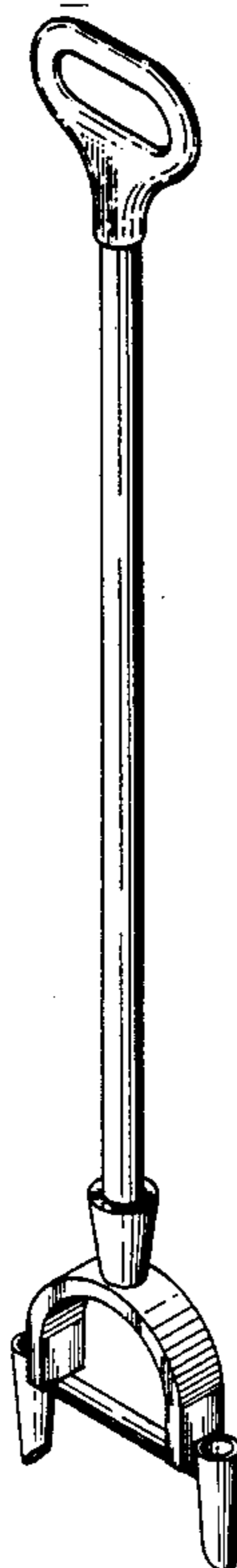
Attorney, Agent, or Firm—W. Scott Carson

[57] **CLAIM**

The ornamental design for a ground aerator, as shown and described.

DESCRIPTION

FIG. 1 is a top, front, and side elevational view of a ground aerator showing my new design;
FIG. 2 is a front elevational view thereof, the rear being a mirror image of that shown;
FIG. 3 is a side elevational view thereof, the opposite side being a mirror image of that shown;
FIG. 4 is a top plan view thereof; and
FIG. 5 is a bottom plan view thereof.



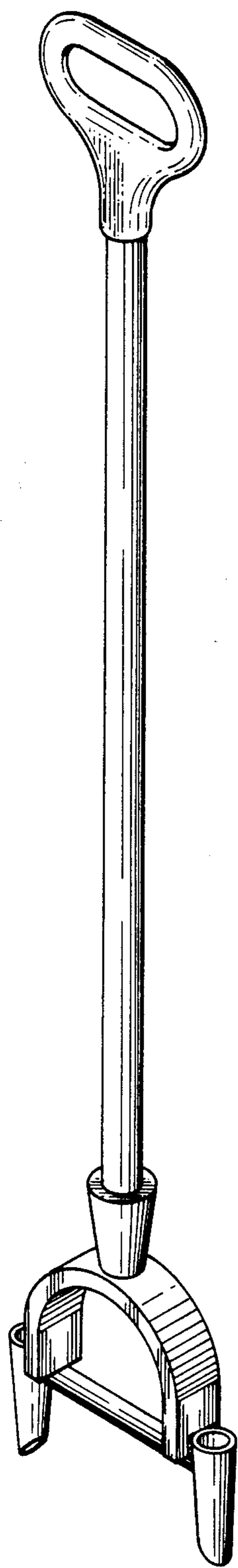


Fig. 1

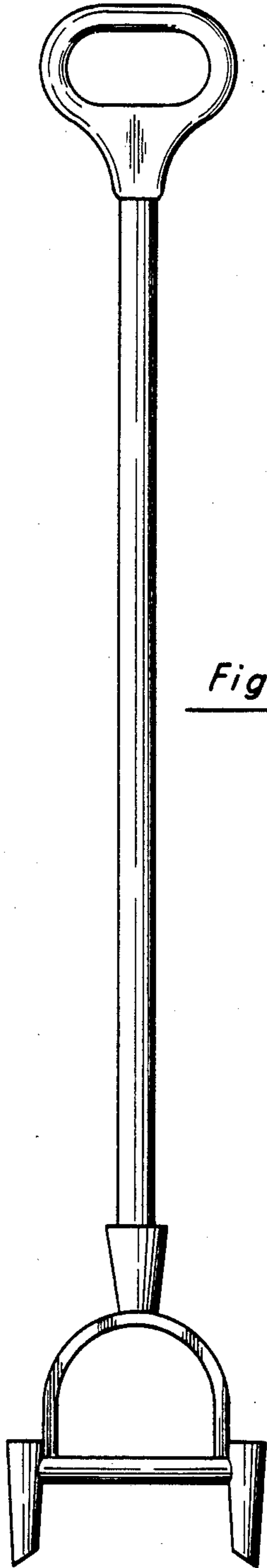


Fig. 2

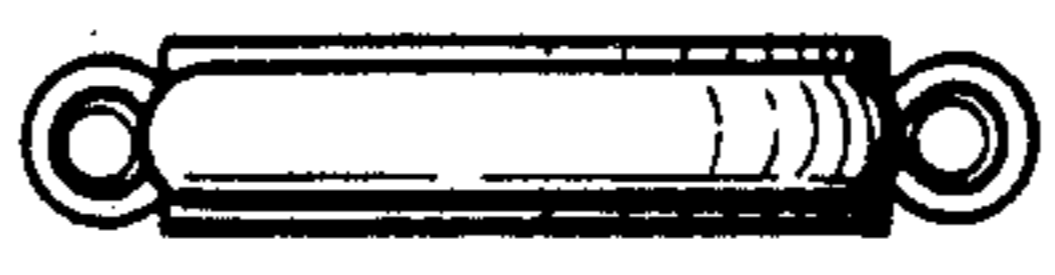


Fig. 4

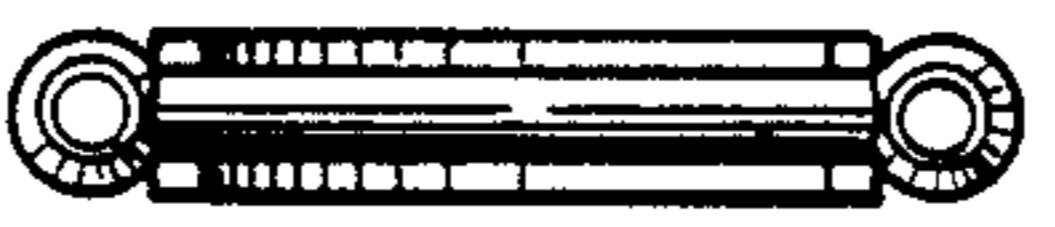


Fig. 5

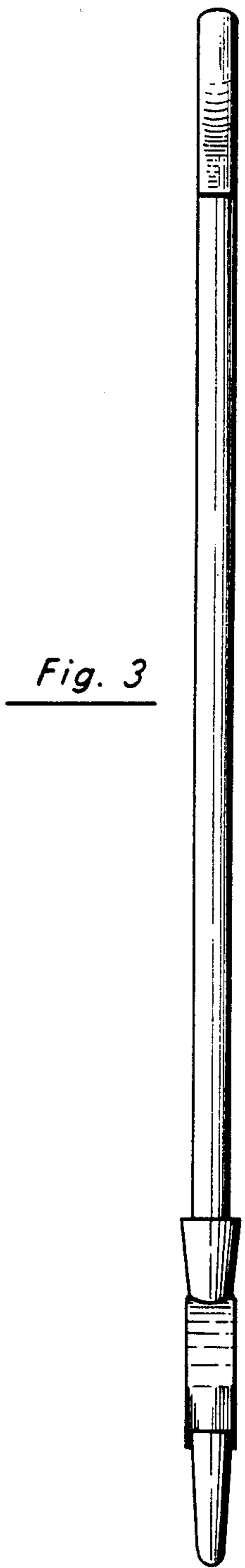


Fig. 3