

[54] **COOKING PAD**

4,121,510 10/1978 Frederick 99/425

[76] **Inventor: Jack D. Howell, 3415 Linden Ave.,
Apt. #311, Long Beach, Calif. 90807**

FOREIGN PATENT DOCUMENTS

1429951 3/1969 Fed. Rep. of Germany 99/450

[**] **Term: 14 Years**

OTHER PUBLICATIONS

[21] **Appl. No.: 905,644**

Merchandising, Jan. 1979, p. 18, Micro-White® Cook-
ware "Foldown Rack 3948", top left, Tara Products
Corp.

[22] **Filed: Sep. 10, 1986**

[52] **U.S. Cl. D7/409; D7/388**

Primary Examiner—Winifred E. Herrmann

[58] **Field of Search 99/450, 410, 416, 418;
D7/359, 354, 43, 356, 388, 409, 357, 47;
219/10.55 E; D9/456, 427; D32/57, 56, 55;
220/23.8, 23.6, 23.2**

Attorney, Agent, or Firm—William H. Maxwell

[57] **CLAIM**

The ornamental design for a cooking pad, as shown and
described.

[56] **References Cited**

DESCRIPTION

U.S. PATENT DOCUMENTS

114,444	5/1871	Jones	99/450
D. 124,413	12/1940	Shepard	D9/456
D. 274,781	7/1984	Baker et al.	D7/359
D. 275,366	9/1984	Maxwell	D9/456 X
D. 279,539	7/1985	Gerber	D7/359
961,474	6/1910	Allsopp	99/450 X
3,624,776	11/1971	Gordon	D9/456 X

FIG. 1 is a top perspective view of a cooking pad show-
ing my new design;
FIG. 2 is a bottom plan view;
FIG. 3 is a side elevational view with all sides being
similar; and
FIG. 4 is a cross-sectional view thereof taken on line
4—4 of FIG. 2.

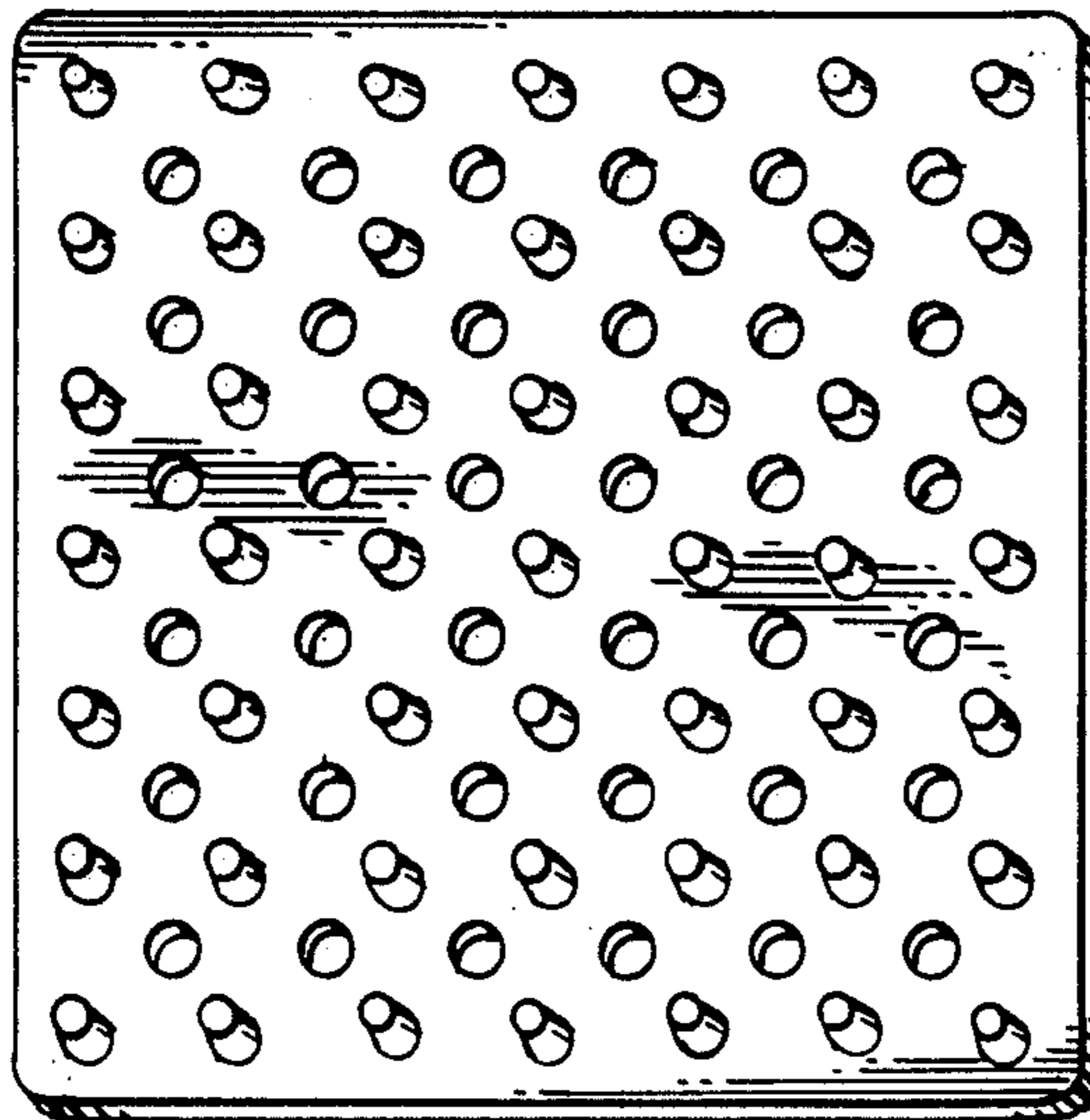


FIG. 1.

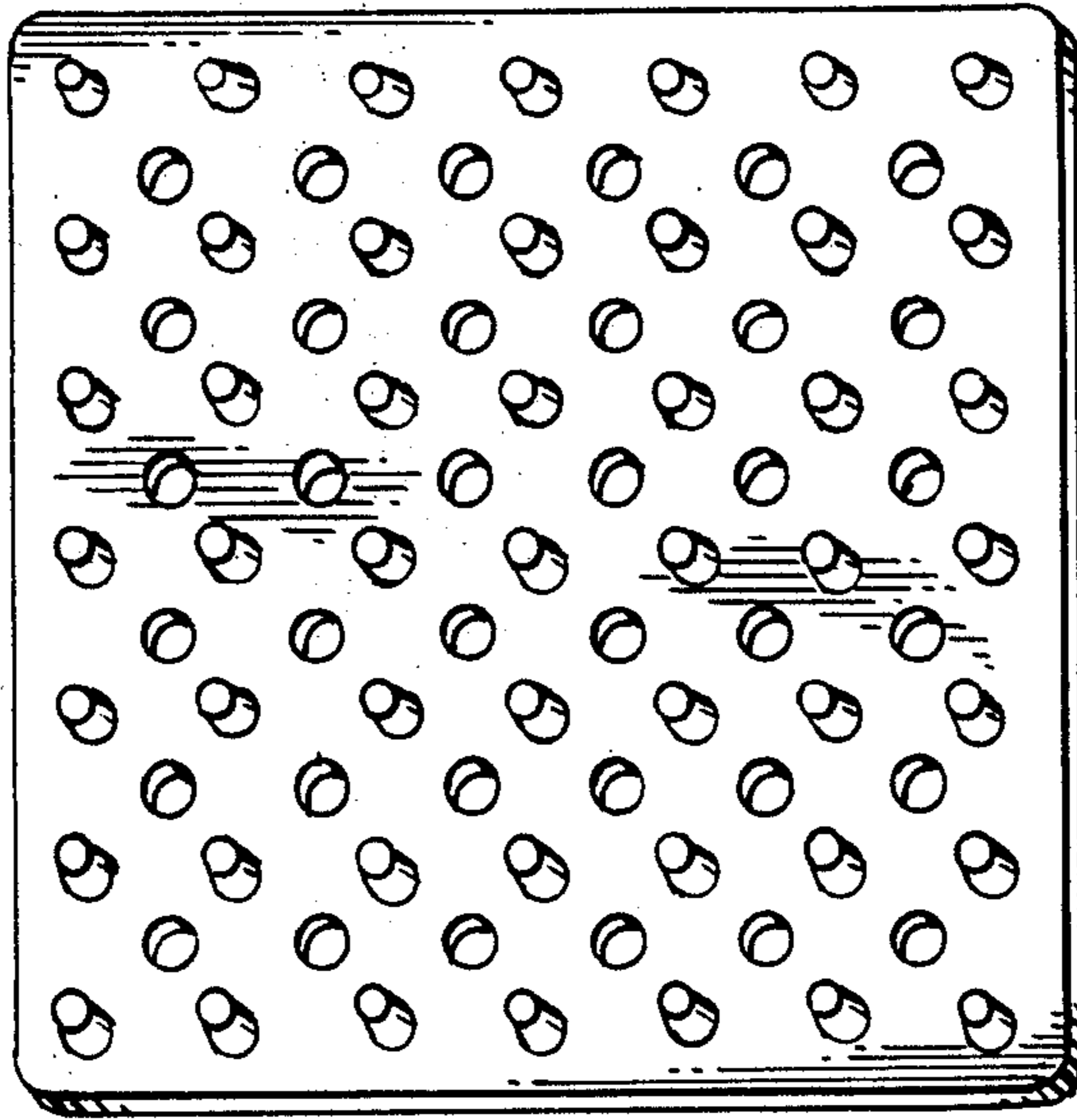


FIG. 2.

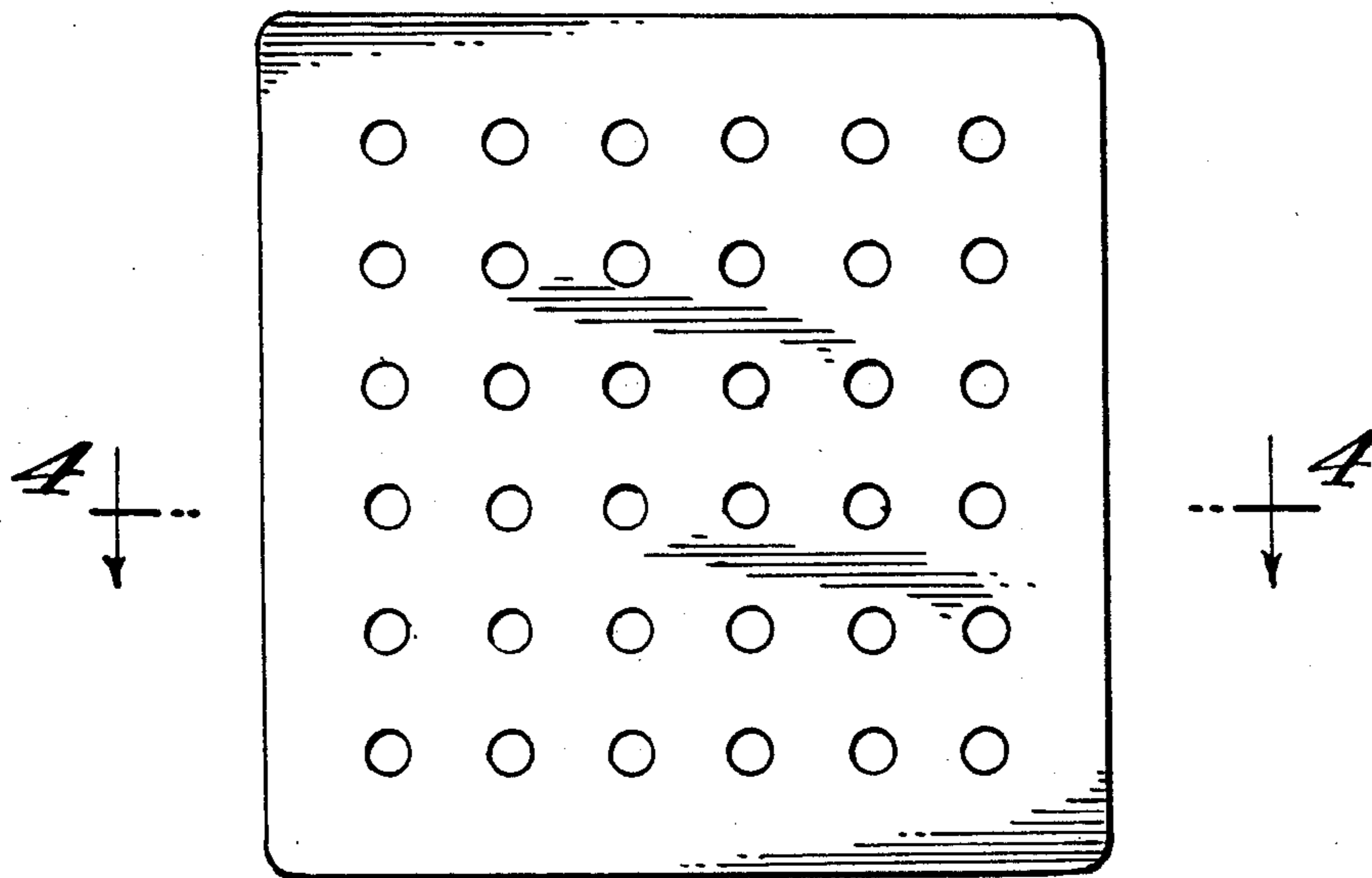


FIG. 3.



FIG. 4.

