

United States Patent [19]

Maletsky et al.

[11] Patent Number: **Des. 309,212**

[45] Date of Patent: **** Jul. 17, 1990**

[54] **NECKTIE**
[75] Inventors: **Jerry Maletsky, 93 Windstone Dr., San Rafael, Calif. 94903; LiFong Liu, Oakland, Calif.**

[73] Assignee: **Jerry Maletsky, San Rafael, Calif.**

[**] Term: **14 Years**

[21] Appl. No.: **59,271**

[22] Filed: **Jun. 8, 1987**

[52] U.S. Cl. **D2/602**

[58] Field of Search **D2/600, 602, 605, 609, D2/500; 2/129, 116, 119, 133, 139, 144-146, 155-157**

[56] **References Cited**

U.S. PATENT DOCUMENTS

D. 26,374	12/1896	Kisch	D2/602
D. 86,448	3/1932	Ezbelent	D2/602
D. 232,059	7/1974	Kurtz	2/144
D. 238,125	12/1975	Webb	D2/605
1,561,959	11/1925	Turiga	2/144
2,083,106	6/1937	Wolfson	2/155
2,123,620	7/1938	Wolfson	139/383

2,125,715	8/1938	Goldenberg	2/155
2,208,026	7/1940	Goldenberg	24/206
2,927,326	3/1960	Lacoste	D2/602
3,105,970	10/1963	Herzberg	D2/500
3,230,547	1/1966	Moran, Jr.	2/119

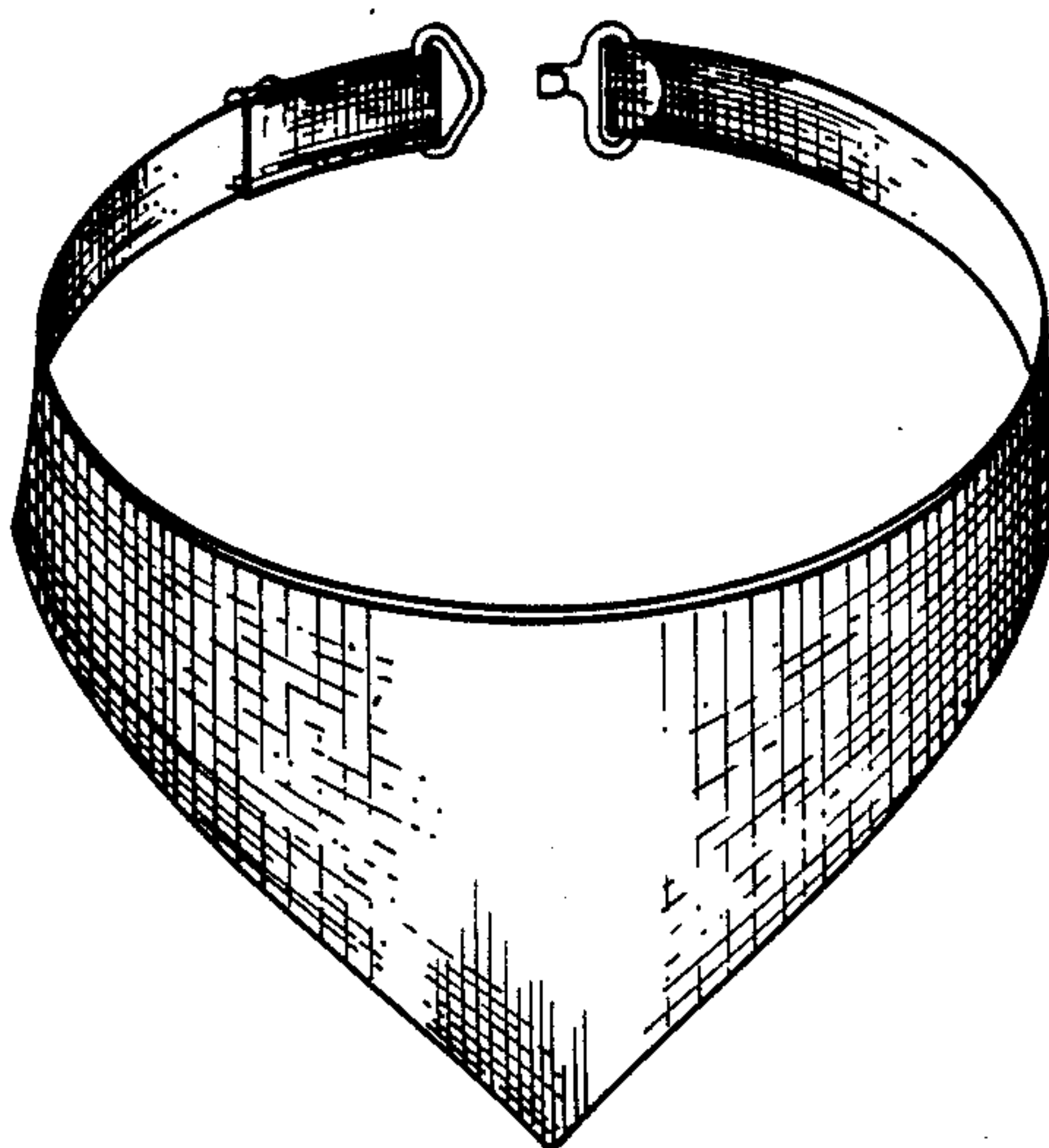
Primary Examiner—A. Hugo Word
Assistant Examiner—Ruth McInroy
Attorney, Agent, or Firm—Flehr, Hohbach, Test, Albritton & Herbert

[57] **CLAIM**

The ornamental design for a necktie, as shown and described.

DESCRIPTION

FIG. 1 is a perspective view of the necktie showing our new design;
FIG. 2 is a front elevational view thereof;
FIG. 3 is a rear elevational view thereof;
FIG. 4 is a top plan view thereof;
FIG. 5 is a left side elevational view thereof;
FIG. 6 is a bottom plan view thereof; and
FIG. 7 is a right side elevational view thereof.
The cross hatch pattern shown in FIGS. 1-3 is understood to repeat throughout the indicated area.



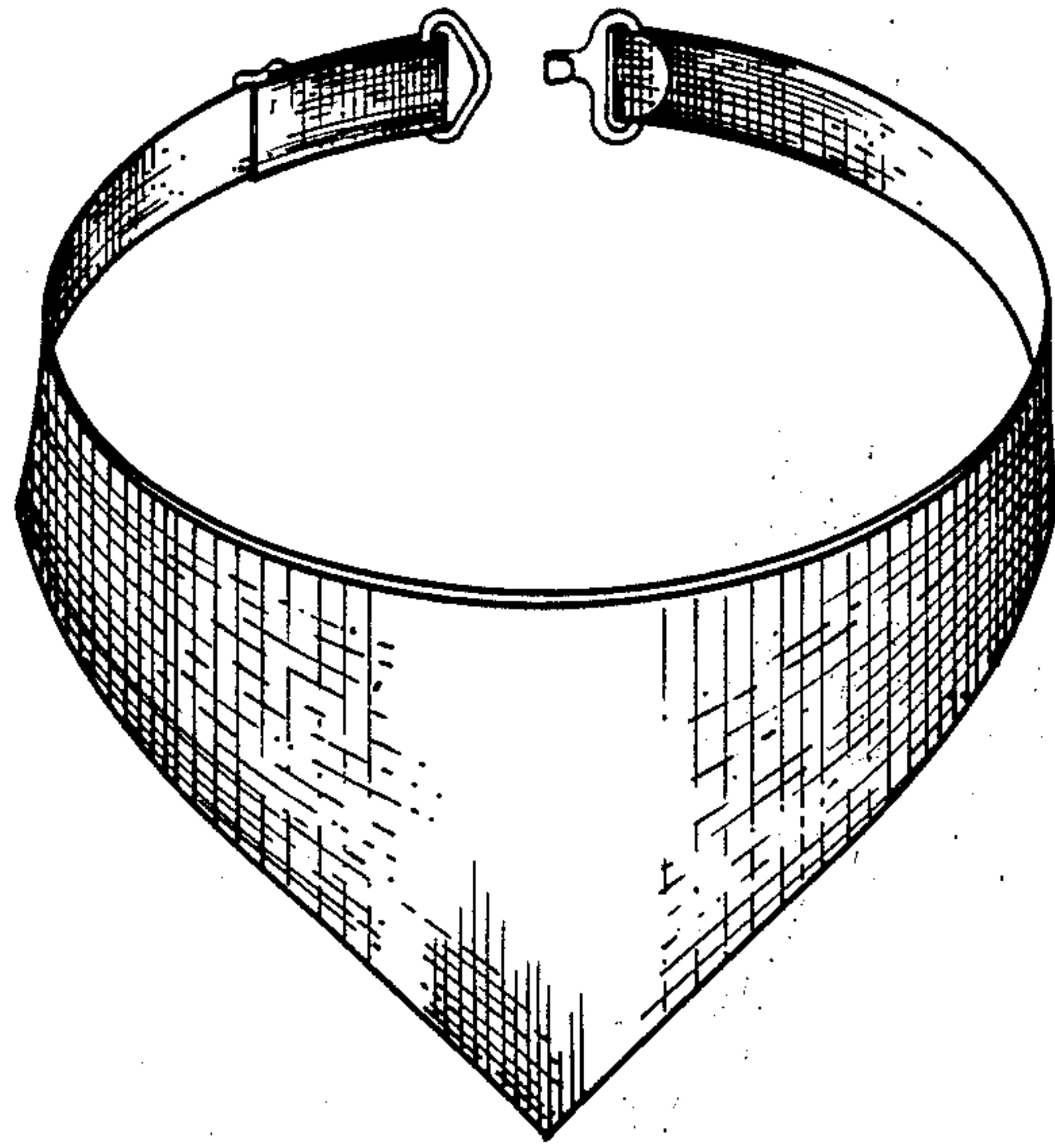


FIG. 1

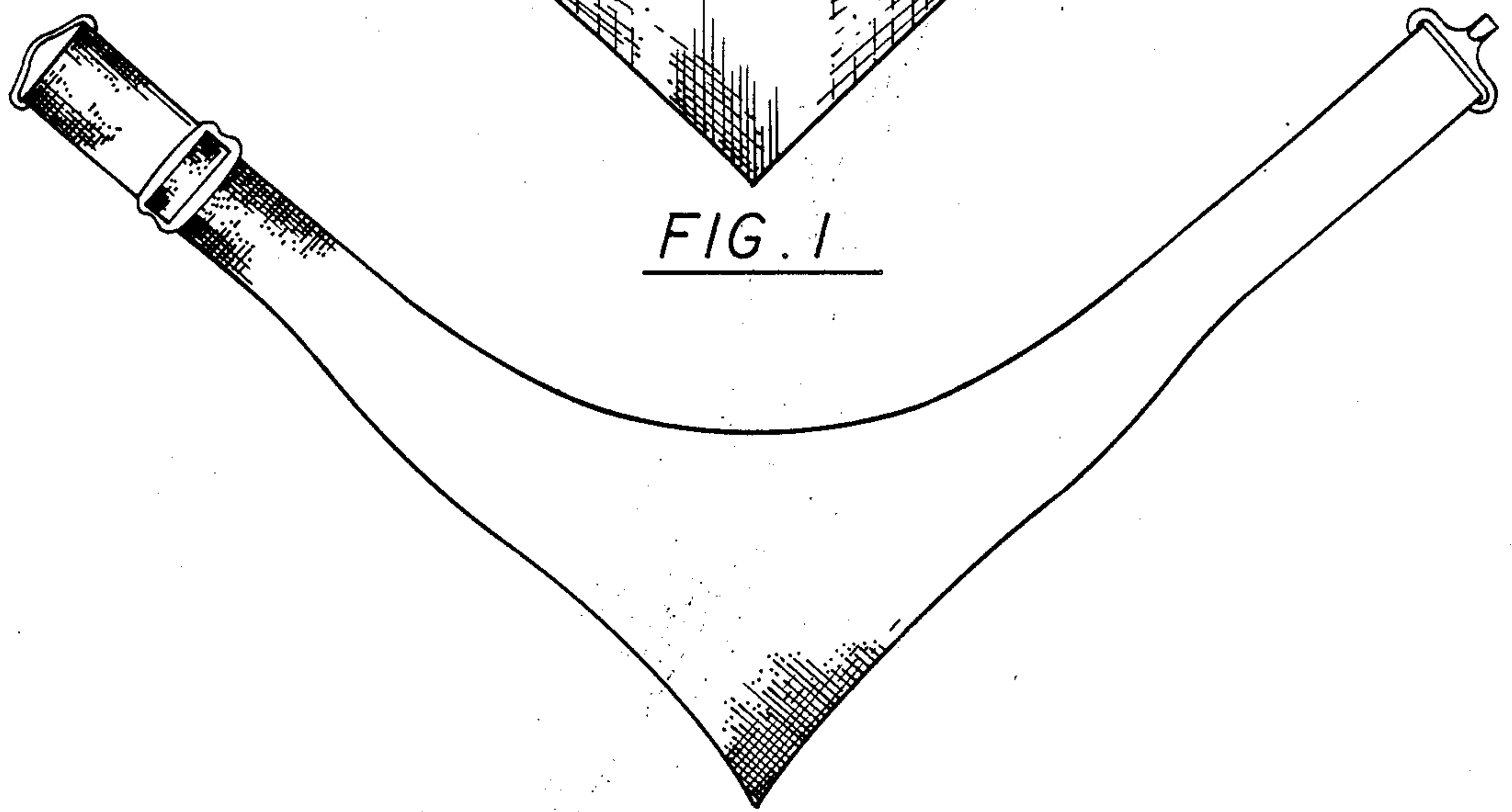


FIG. 2

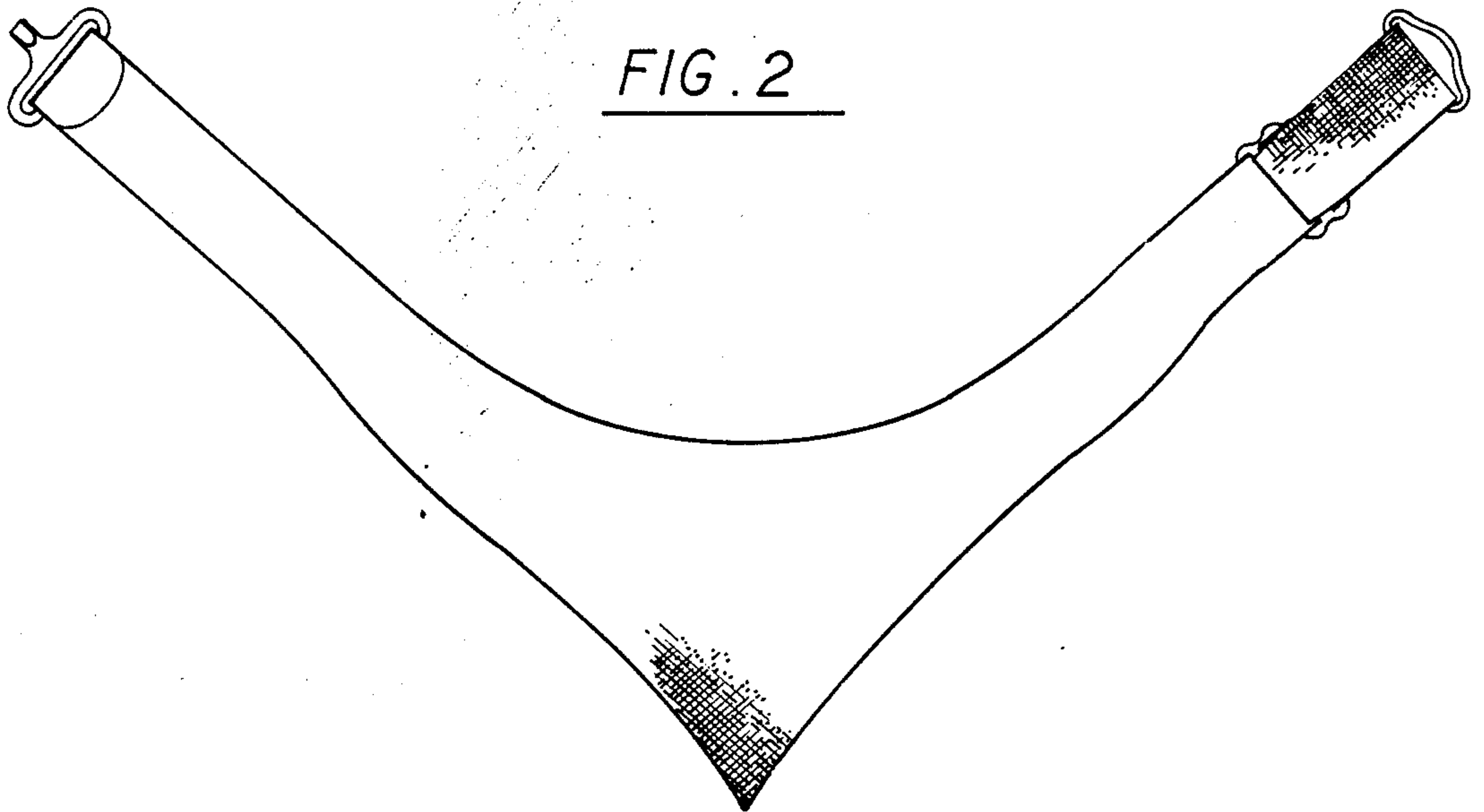


FIG. 3




FIG. 4

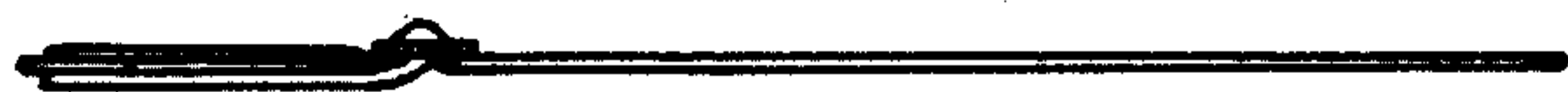


FIG. 5



FIG. 6

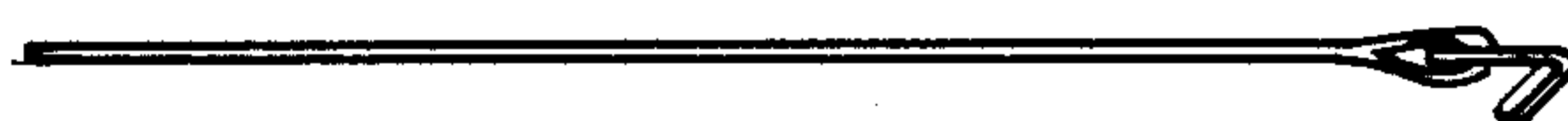


FIG. 7