

[54] AIR CONDITIONER

[75] Inventor: Hiroshi Moritani, Osaka, Japan

[73] Assignee: Sharp Corporation, Osaka, Japan

[\*\*] Term: 14 Years

[21] Appl. No.: 125,053

[22] Filed: Nov. 25, 1987

[30] Foreign Application Priority Data

Jun. 4, 1987 [JP] Japan ..... 62-23043

[52] U.S. Cl. .... D23/353

[58] Field of Search ..... D23/333, 351, 353, 354;  
62/262, 263; 98/94.2; 165/55; 312/213, 236

[56] References Cited

U.S. PATENT DOCUMENTS

3,783,637 1/1974 Woods ..... 62/262  
3,820,351 6/1974 Baker, Jr. .... D23/354  
4,416,327 11/1983 Nakada et al. .... 62/262

OTHER PUBLICATIONS

Hong Kong Enterprise, Jan. 1985, p. 54, Weatherite Air

Conditioners 1 and 2, top left side and middle right side of page, copy in D23/353.

Hunter Fan Co., Room Air Conditioner & Heater Cat., ©1987, p. 2, Hunter Room Air Conditioner-Model 31075, right bottom side of page.

Emerson Quiet Kool Corp., Air Conditioners & Dehumidifiers, 1986 Catalogue, p. 8, Emerson Air Conditioner, Model B, top of page.

Primary Examiner—James M. Gandy

Assistant Examiner—Lisa Lichtenstein

Attorney, Agent, or Firm—Flehr, Hohbach, Test, Albritton & Herbert

[57] CLAIM

The ornamental design for an air conditioner, as shown.

DESCRIPTION

FIG. 1 is a perspective view of the air conditioner showing my new design;

FIG. 2 is a front elevational view thereof;

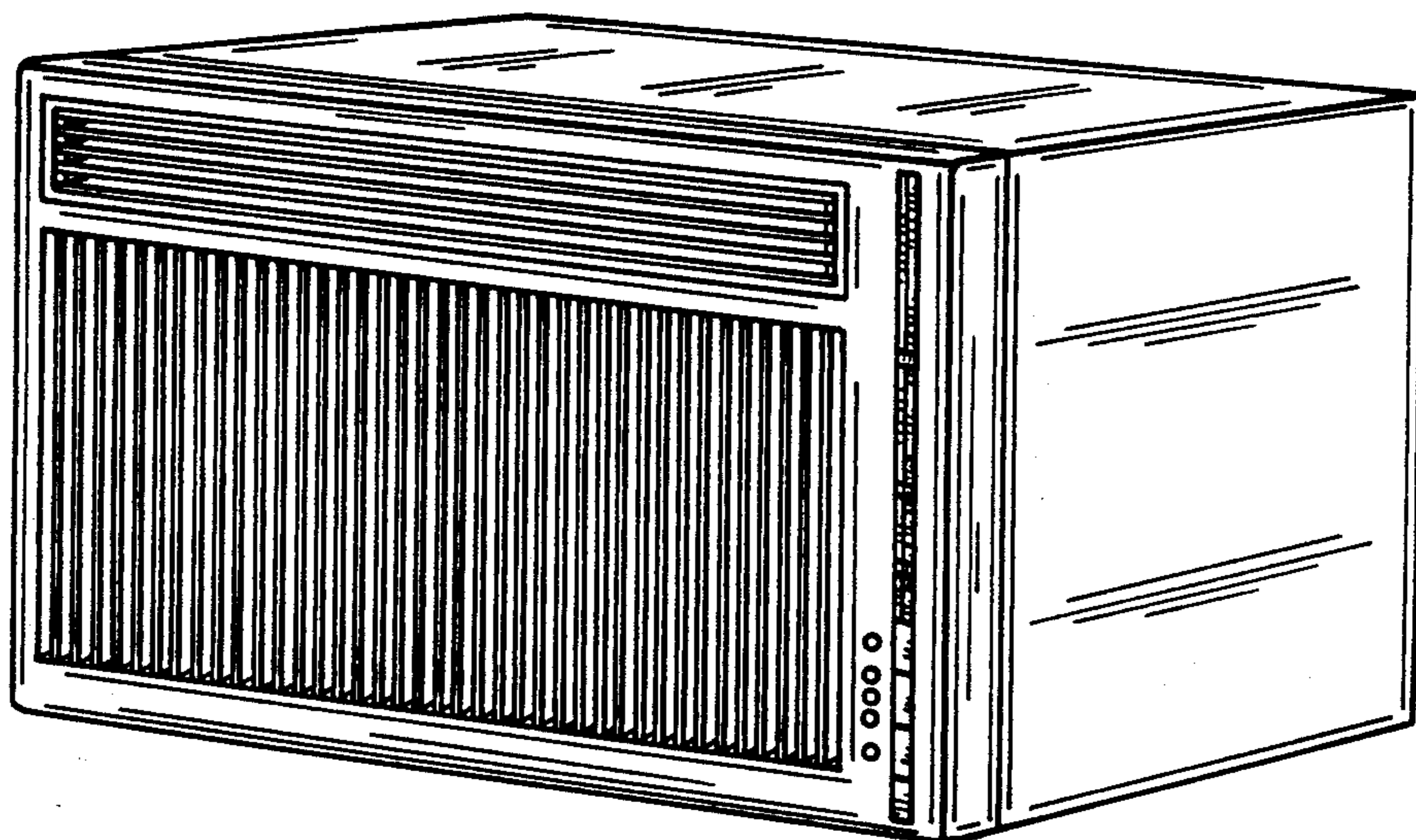
FIG. 3 is a rear elevational view thereof;

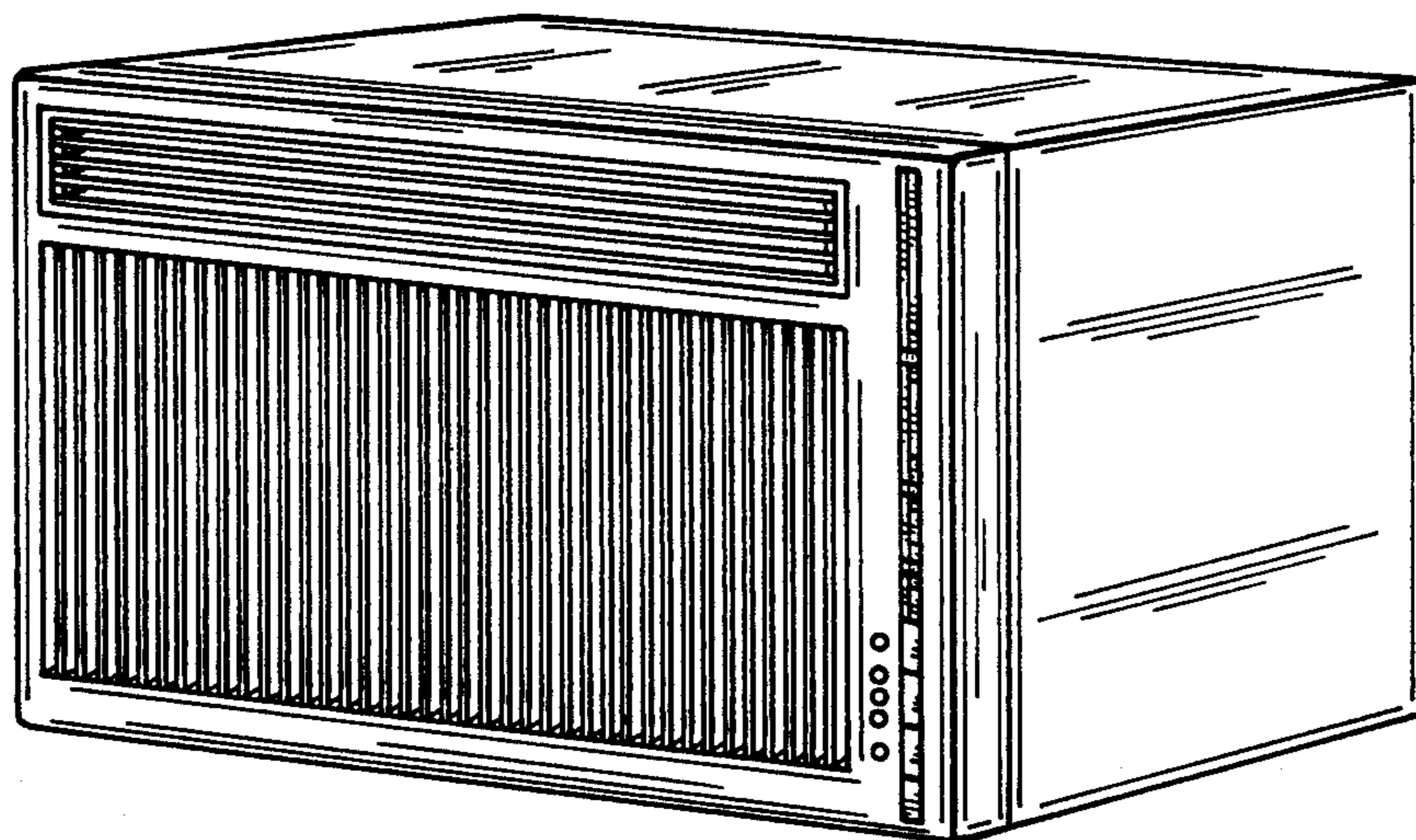
FIG. 4 is a top plan view thereof;

FIG. 5 is a bottom plan view thereof;


FIG. 6 is a right side elevational view thereof; and

FIG. 7 is a left side elevational view thereof.






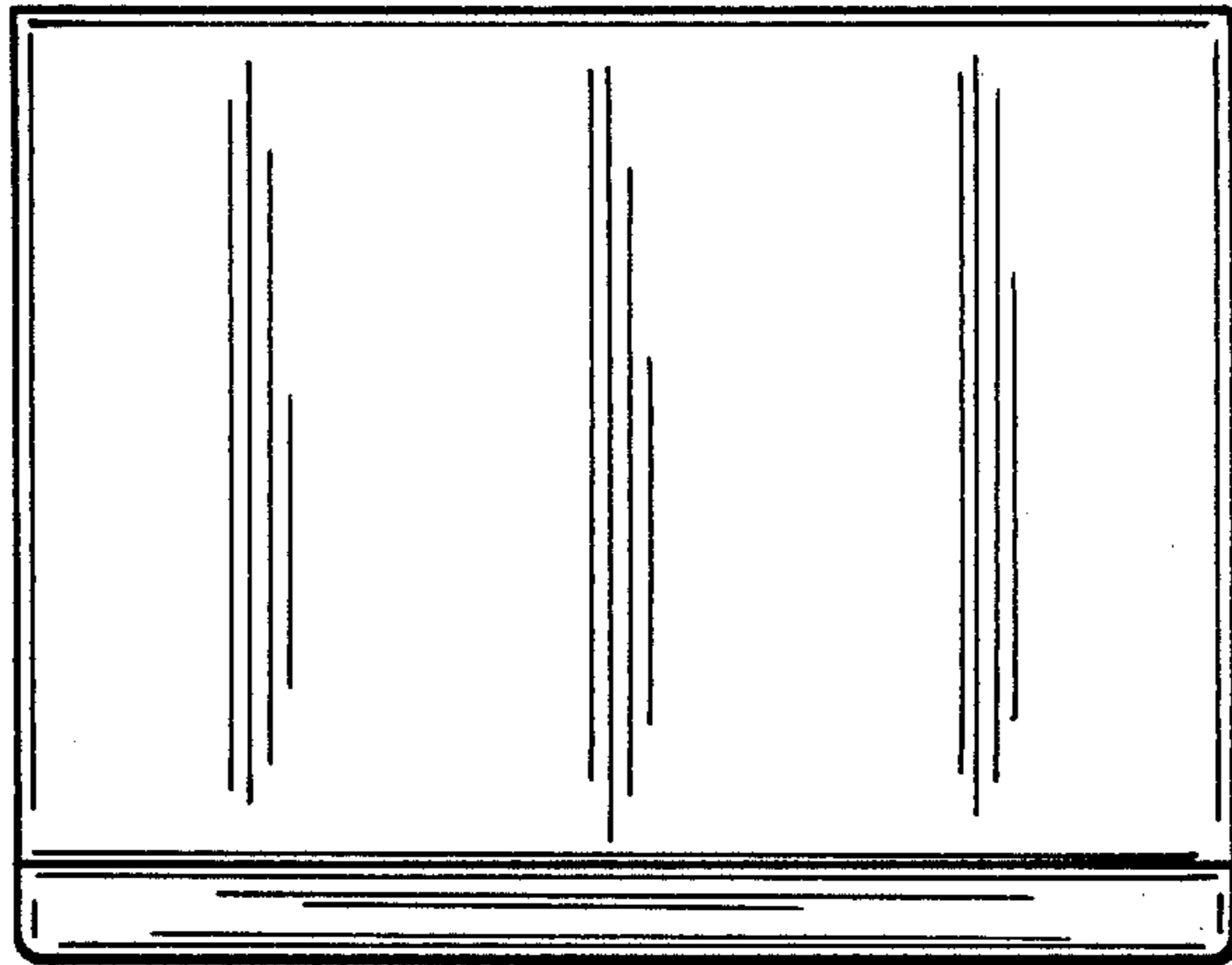
FIG\_1



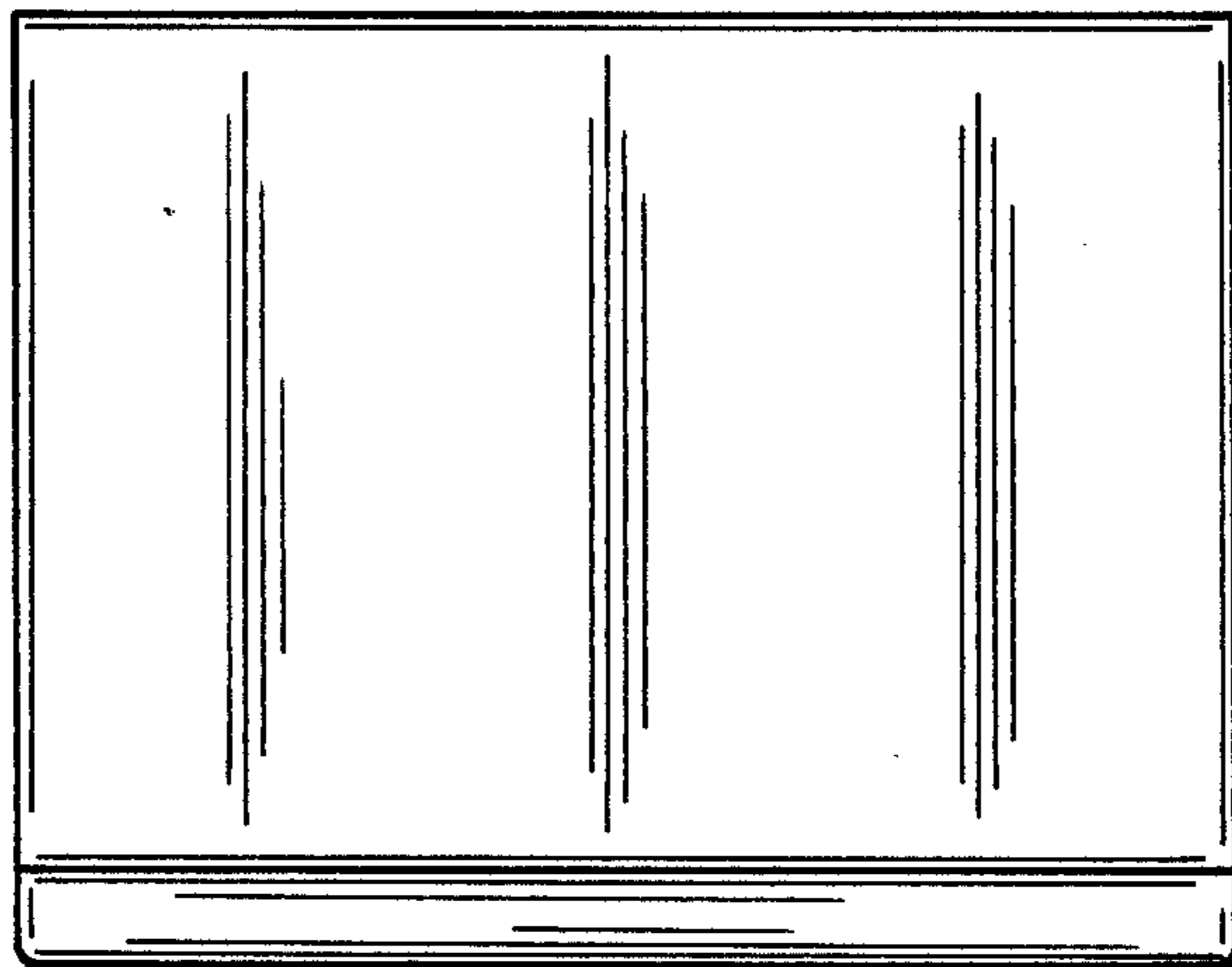
FIG\_2




FIG\_3




*FIG\_4*



*FIG\_5*



*FIG\_6*



*FIG\_7*