

[54] PORTABLE TWO-WAY RADIO OR SIMILAR ARTICLE

[75] Inventor: Craig F. Siddoway, Ft. Lauderdale, Fla.

[73] Assignee: Motorola, Inc., Schaumburg, Ill.

[**] Term: 14 Years

[21] Appl. No.: 116,742

[22] Filed: Nov. 2, 1987

[52] U.S. Cl. D14/137

[58] Field of Search D14/124, 137, 139, 157, D14/159, 188, 189, 191, 192, 217, 218, 257, 258, 299, 155, 168; 455/73, 89, 90, 344

[56] References Cited

U.S. PATENT DOCUMENTS

- D. 271,764 12/1983 Toth et al. .
- D. 273,864 5/1984 Claxton et al. .
- D. 280,507 9/1985 Claxton et al. .
- D. 280,620 9/1985 Toth et al. .
- D. 282,660 2/1986 Imazeki .
- D. 282,661 2/1986 Imazeki D14/137 X
- D. 290,842 7/1987 Scheid et al. .
- D. 302,161 7/1989 Siddoway et al. D14/257

OTHER PUBLICATIONS

- Motorola, Radius P100, Portable Radio, 1987.
- Motorola SABER, Portable Radios, 1987.
- Feb. 1987/CAE "Industrial Design by Computer", p. 40.

Motorola HT600, "Two-Way Portable Radio Synthesized & Programmable", 1987.

Motorola MT1000 Series, "Handle-Talkie", Synthesized FM Portable Radio.

Motorola MTX-800 Series, "Trunked Portable Radios", 1987.

QST; Sep. 1986; p. 147; Kenwood TH-21AT/31AT/41AT.

Primary Examiner—Bernard Ansher
Assistant Examiner—Theodore M. Shooman
Attorney, Agent, or Firm—Daniel K. Nichols

[57] CLAIM

The ornamental design for a portable two-way radio or similar article, as shown and described.

DESCRIPTION

FIG. 1 is a top, front and left side perspective view of a portable two-way radio or similar article showing my new design;

FIG. 2 is a right side elevational view thereof;

FIG. 3 is a rear elevational view thereof;

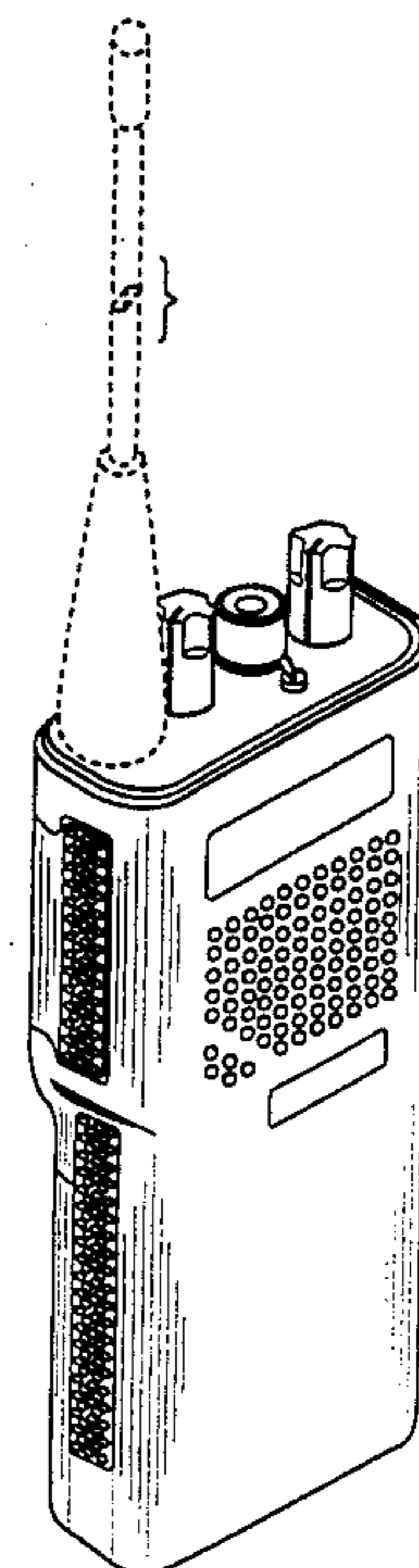
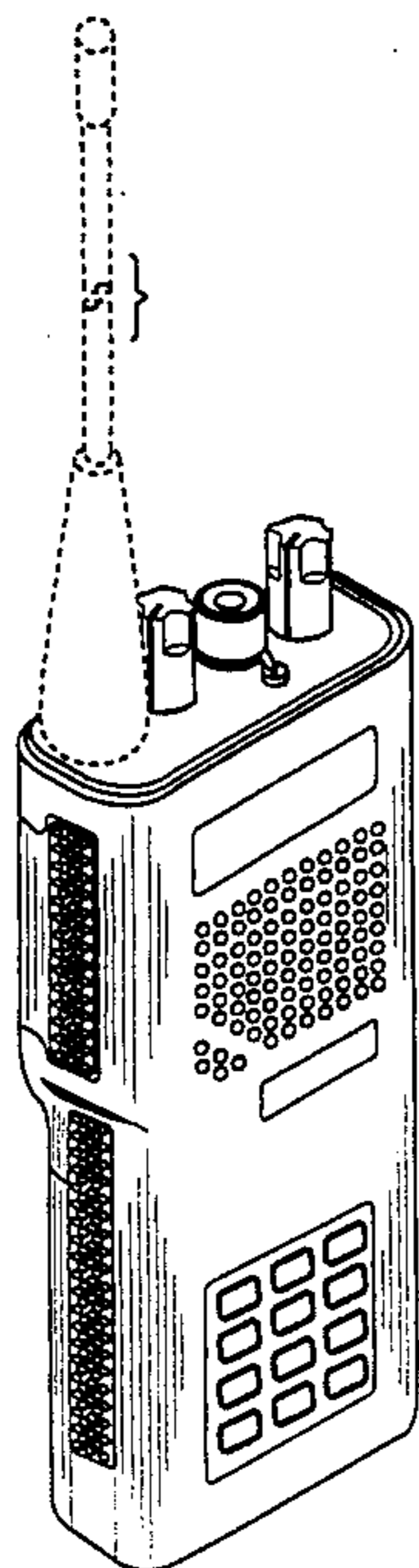
FIG. 4 is a top plan view thereof;

FIG. 5 is a bottom plan view thereof; and

FIG. 6 is a top, front and left side perspective view of a second embodiment of the control unit illustrated in FIG. 1.

The right side, rear and bottom of the embodiment disclosed in FIG. 6 are identical to the corresponding views of the embodiment disclosed in FIG. 1.

The broken line showing of the antenna is for illustrative purposes only and forms no part of the claimed design.



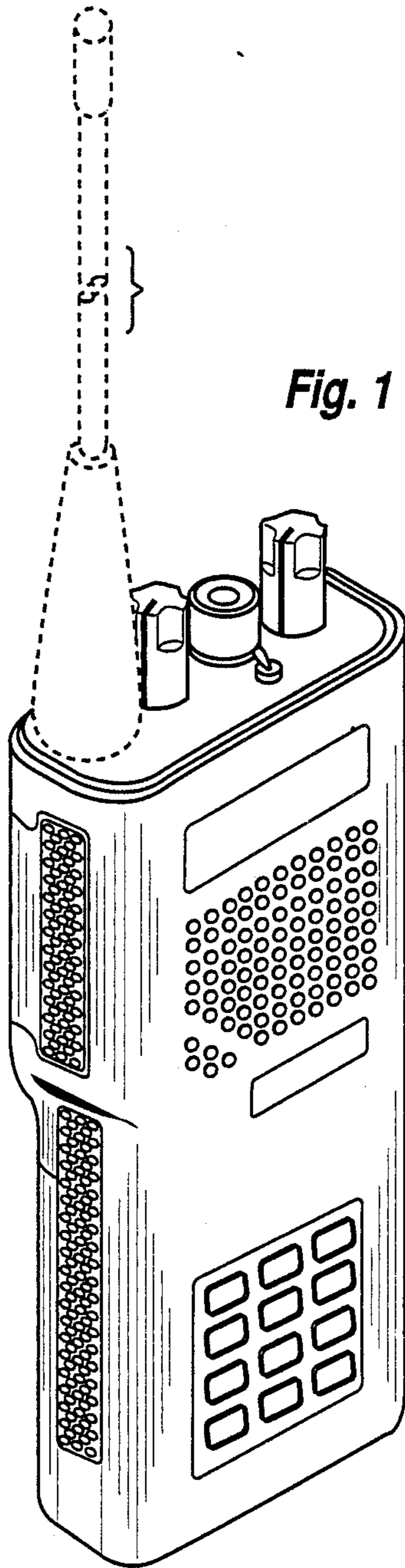


Fig. 1

Fig.2

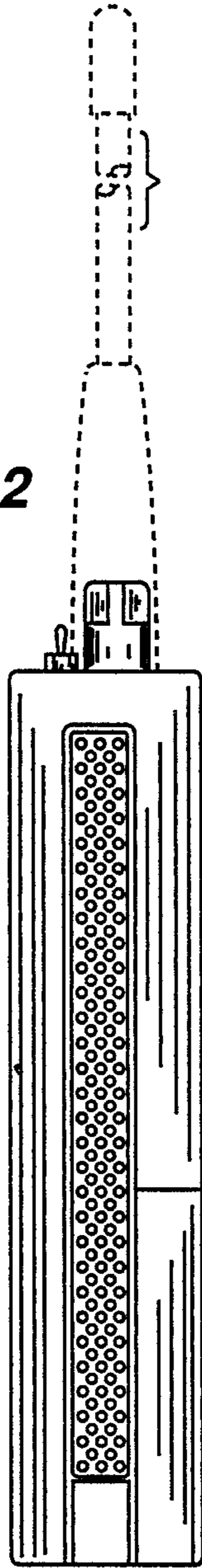


Fig.3

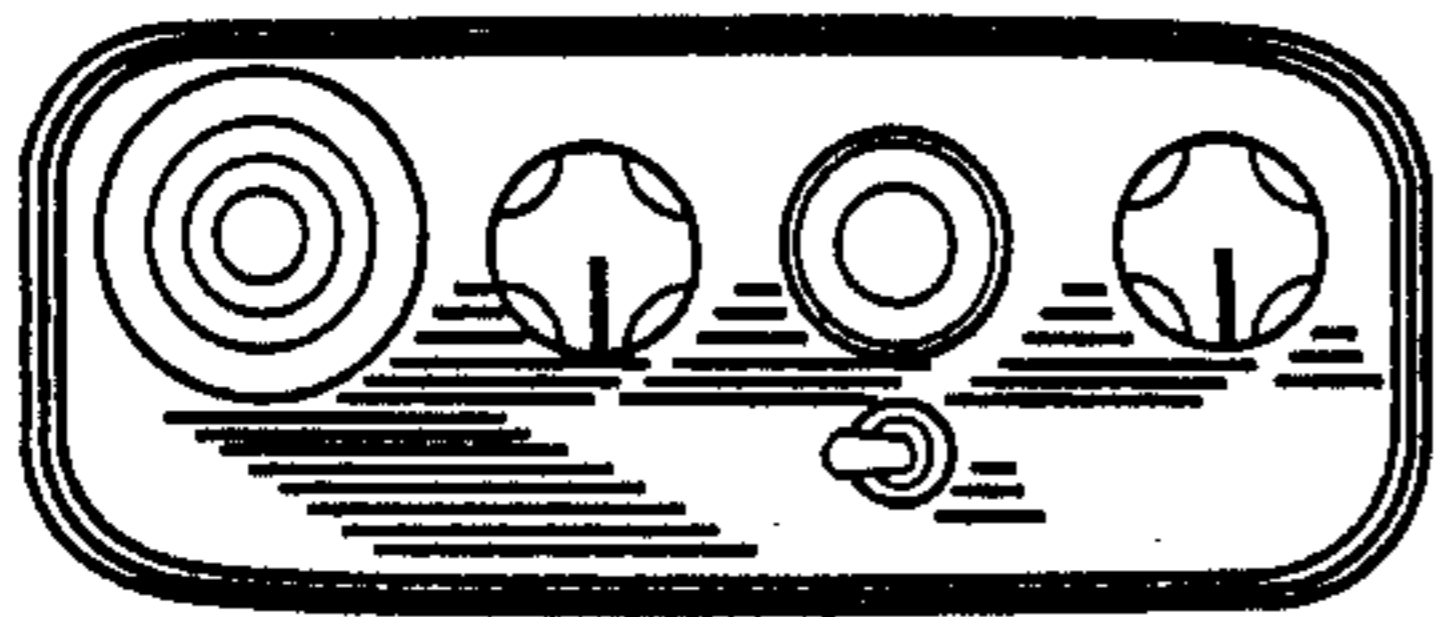
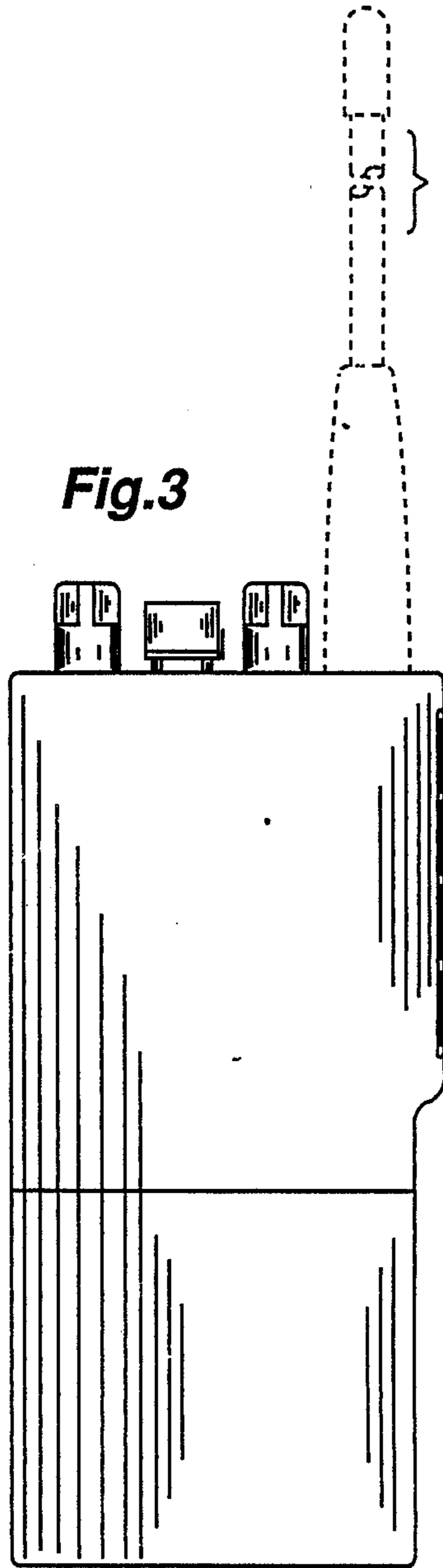


Fig.4

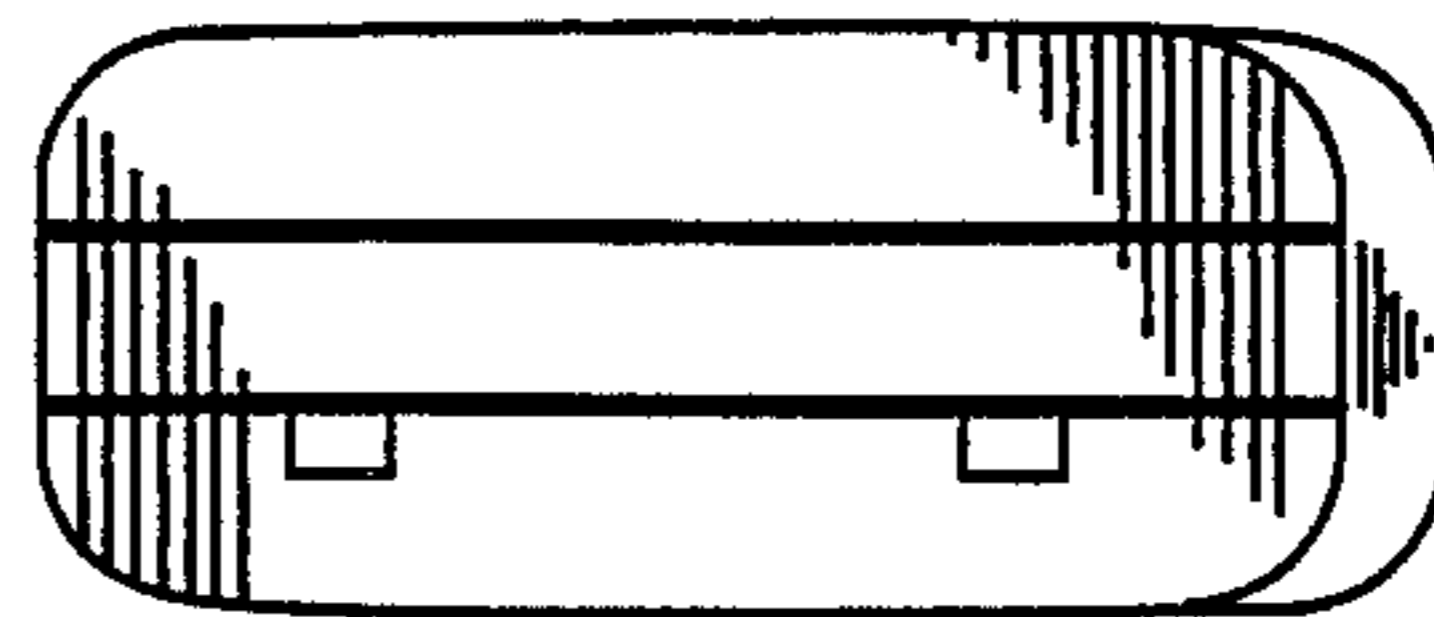


Fig.5

