

[54] SANDWICH PACKAGE

[76] Inventors: Robert E. C. Fisher, 6989 Celtic Ct., Dublin, Ohio 43017; Joseph A. Pantelleria, 8028 Saddle Run, Powell, Ohio 43065; Timothy K. Sheehan, 2215 Folsom St., Eau Claire, Wis. 54703

[**] Term: 14 Years

[21] Appl. No.: 30,545

[22] Filed: Mar. 26, 1987

[52] U.S. Cl. D9/425

[58] Field of Search D9/414-433, D9/345, 347; 206/602.1, 521.1, 521.2, 522, 523; 229/2.5 R, 2.5 EC, 902, 906; 220/4 B, 4 R, 4 E, 307

[56] References Cited

U.S. PATENT DOCUMENTS

D. 218,155	7/1970	Britt	D9/423
D. 227,226	6/1973	Bird	D9/425
D. 241,821	10/1976	Jewell	D9/423 X
D. 241,822	10/1976	Jewell	D9/423
D. 253,456	11/1979	Payne	D9/426
D. 258,722	3/1981	Commisso et al.	D9/423

D. 259,543	6/1981	Commisso et al.	D9/426
D. 272,128	1/1984	Parmentier	D9/345
3,511,433	5/1970	Andrews et al.	220/4 E
3,876,130	4/1975	Haase	229/2.5 R
3,902,540	9/1975	Commlase	220/4 B
3,937,389	2/1976	Wind	229/2.5 R
4,096,986	6/1978	Florian	229/2.5 R
4,132,344	1/1979	Jewell	229/2.5 R
4,183,446	1/1980	Davis	D9/426 X
4,253,600	3/1981	Schubert	220/307 X

Primary Examiner—Bernard Ansher
Assistant Examiner—Prabhakar Deshmukh
Attorney, Agent, or Firm—Frank H. Foster

[57] CLAIM

The ornamental design for a sandwich package, as shown and described.

DESCRIPTION

FIG. 1 is a perspective view of a sandwich package showing out new design.
FIG. 2 is a top plan view thereof.
FIG. 3 is a bottom view thereof.
FIG. 4 is a right side elevation view thereof.
FIG. 5 is a rear elevation view thereof.
FIG. 6 is a left side elevation thereof; and
FIG. 7 is a front elevation view thereof.

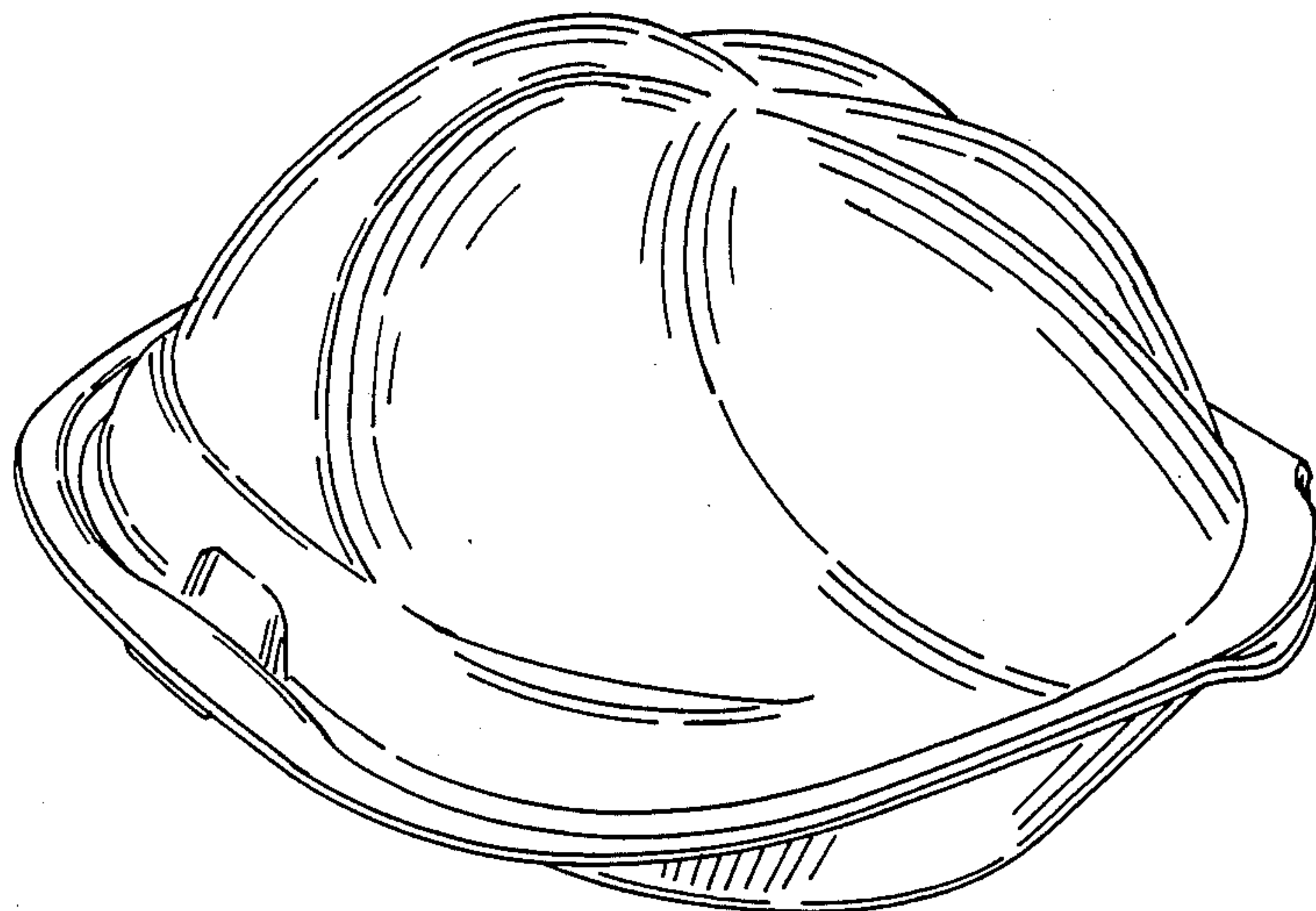


FIG. 1.

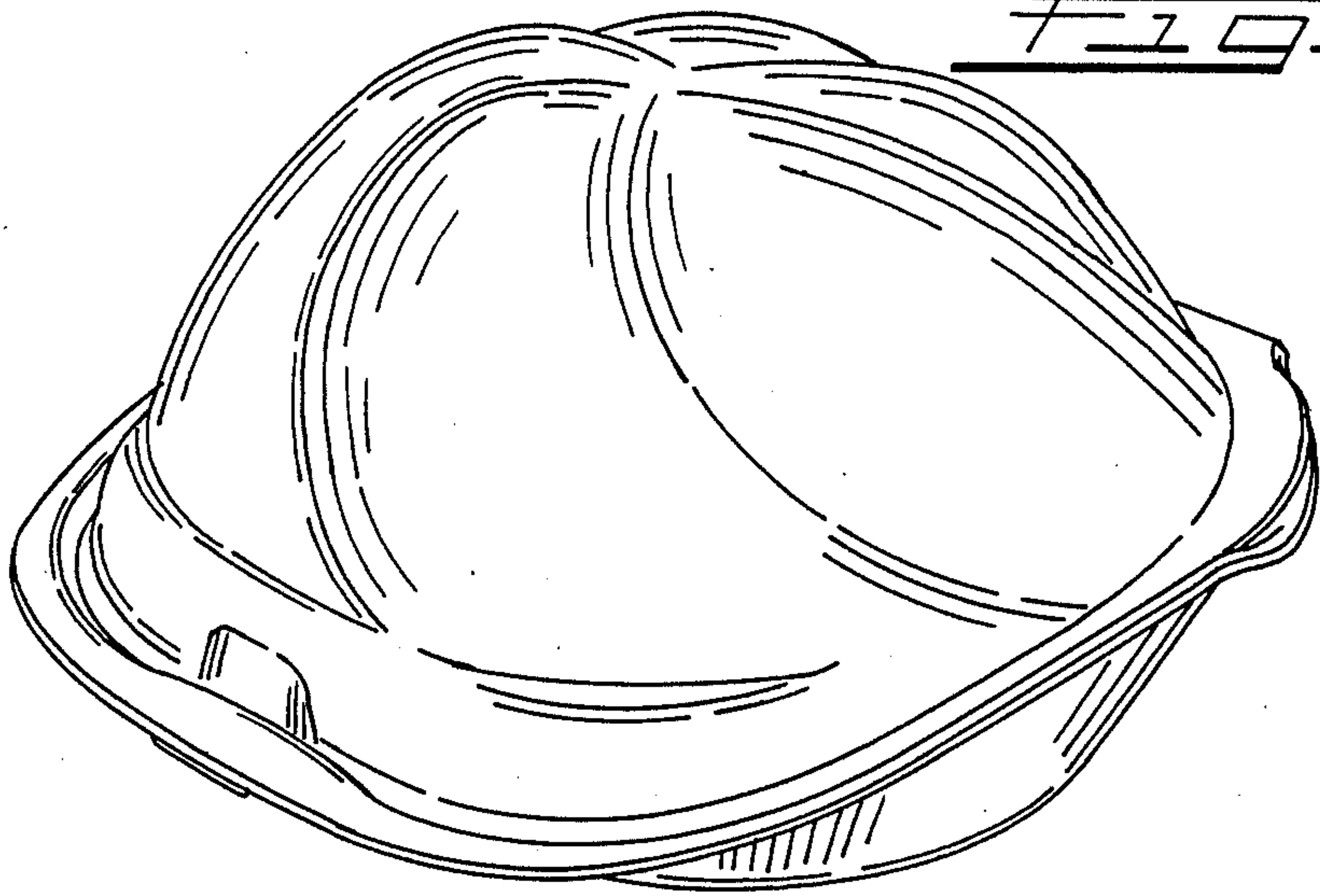


FIG. 2.

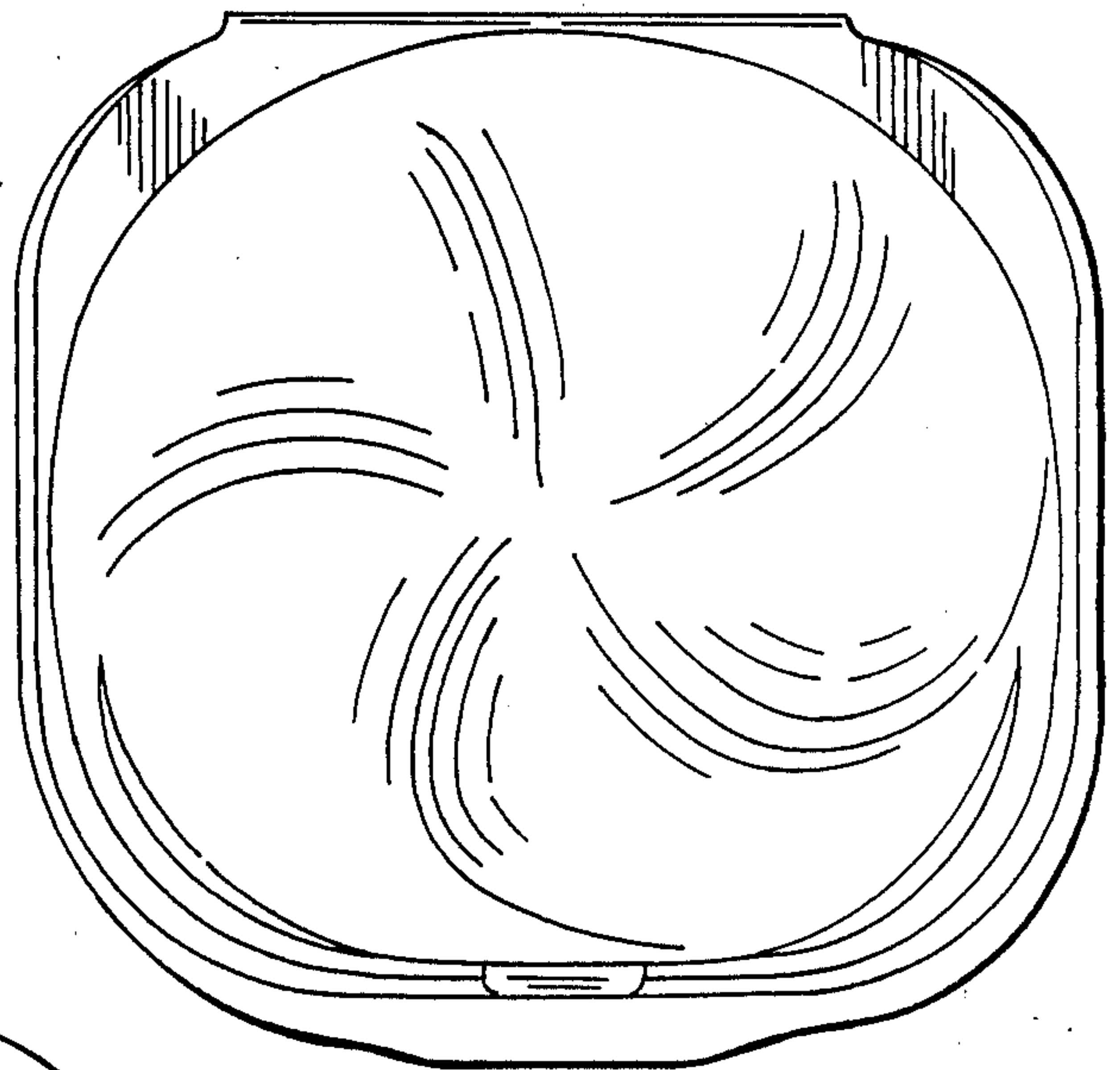


FIG. 3.

