

United States Patent [19]

Ladora

[11] Patent Number: **Des. 309,038**

[45] Date of Patent: **** Jul. 3, 1990**

[54] **CLIPPED NAIL RECEPTACLE FOR NAIL CLIPPER**

[76] Inventor: **Gary Ladora, 8352 Place Croissy, Anjou, Quebec, Canada, H1K 1R6**

[**] Term: **14 Years**

[21] Appl. No.: **212,423**

[22] Filed: **Jun. 27, 1988**

[52] U.S. Cl. **D28/60**

[58] Field of Search **D28/56, 60; 30/26, 28, 30/124; 132/73**

[56] **References Cited**

U.S. PATENT DOCUMENTS

- D. 283,452 4/1986 Boschetti D28/60
- D. 292,328 10/1987 Gamble D28/60
- 2,515,852 6/1950 Bilsky .
- 3,188,737 3/1965 Chase .
- 3,315,354 7/1967 Oates, Jr. .

- 3,855,698 11/1974 Crosby .
- 3,986,257 6/1976 Kiura .
- 4,574,475 3/1986 Lee .
- 4,577,754 3/1986 Jones 30/28

Primary Examiner—Bernard Ansher
Assistant Examiner—David Jeo
Attorney, Agent, or Firm—Robic, Robic & Associates

[57] **CLAIM**

The ornamental design for a clipped nail receptacle for nail clipper, as shown and described.

DESCRIPTION

FIG. 1 is a perspective view of a clipper nail receptacle for nail clipper showing my new design, with the nail clipper shown in dotted lines for illustrative purposes; FIG. 2 is a top plan view thereof; FIG. 3 is a bottom plan view thereof; FIG. 4 is a rear end elevational view thereof; and FIG. 5 is a front end elevational view thereof.




FIG. 1

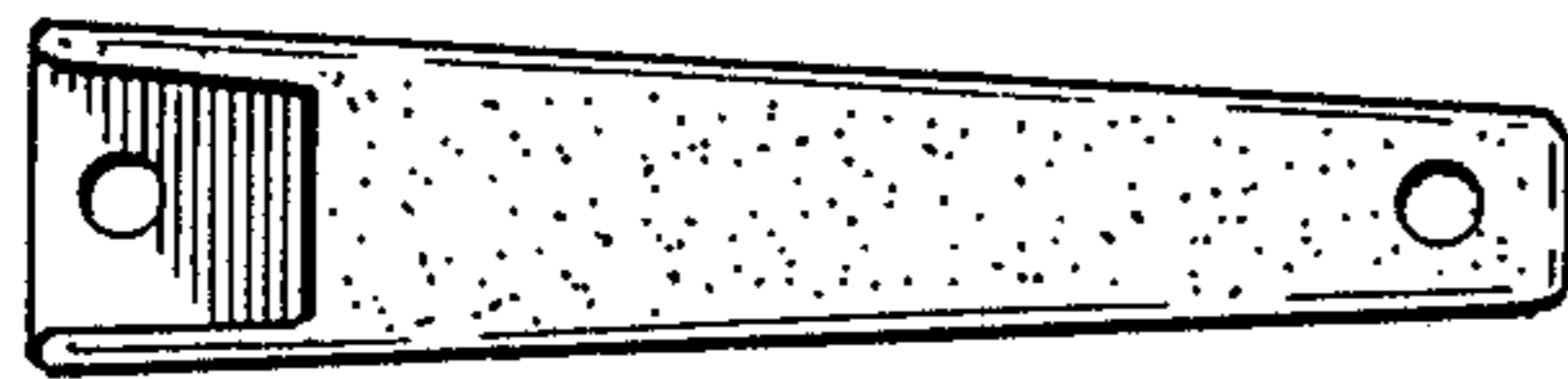



FIG. 2

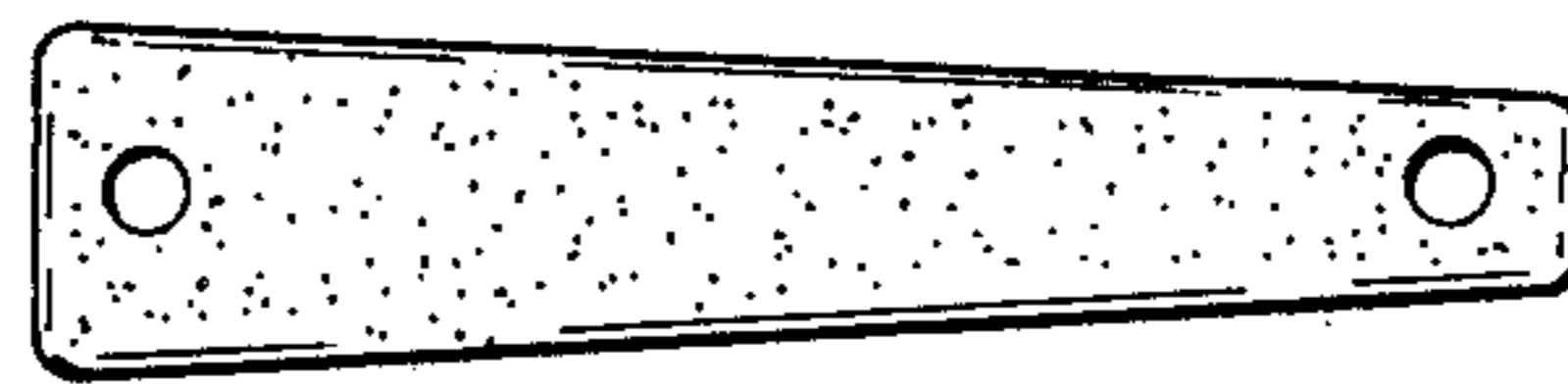


FIG. 3



FIG. 4



FIG. 5