

[54] LIGHT DIFFUSER

[75] Inventors: Alan A. Archambault, Smithfield; Nicholas R. Palumbo, Cumberland; Lyn C. Fletcher, East Providence, all of R.I.

[73] Assignee: General Electric Company, Schenectady, N.Y.

[**] Term: 14 Years

[21] Appl. No.: 934,534

[22] Filed: Nov. 24, 1986

[52] U.S. Cl. D26/125; D26/26; D26/118

[58] Field of Search D26/26, 73, 94, 97, D26/98, 118, 125, 126, 127; 362/226, 806, 808, 404-408, 432, 351-357, 360, 326; D11/131, 133, 157, 138, 163; D21/129

[56] References Cited

U.S. PATENT DOCUMENTS

- D. 169,662 5/1953 Gross D26/97
- D. 216,327 12/1969 Le Vaggi D26/126
- D. 221,163 7/1971 Tong D21/129
- D. 226,320 2/1973 Feuer D21/129
- D. 237,899 12/1975 Rochford et al. D26/26
- D. 241,966 10/1976 Mellyn D48/16 D

- D. 241,967 10/1976 Mellyn D48/16 D
- D. 241,968 10/1976 Mellyn D48/16 D
- D. 241,969 10/1976 Mellyn D48/16 D
- 3,818,213 6/1974 Rochford et al. 362/806 X

Primary Examiner—Susan J. Lucas
Attorney, Agent, or Firm—Edward M. Corcoran;
Stanley C. Corwin; Fred Jacob

[57] CLAIM

The ornamental design for a light diffuser, as shown and described.

DESCRIPTION

FIG. 1 is a top, front perspective view of a light diffuser showing our new design;
 FIG. 2 is a front elevational view thereof on an enlarged scale;
 FIG. 3 is a top plan view thereof on an enlarged scale;
 FIG. 4 is a right hand side elevational view thereof on an enlarged scale;
 FIG. 5 is a rear elevational view thereof on an enlarged scale;
 FIG. 6 is a left hand side elevational view thereof, and
 FIG. 7 is a bottom plan view thereof on an enlarged scale.

The contrasting shading is omitted from FIGS. 3, 4, 5, 6 and 7 for ease of illustration, it being understood that the design has areas of contrast as shown in FIGS. 1 and 2.




Fig. 1




Fig. 2

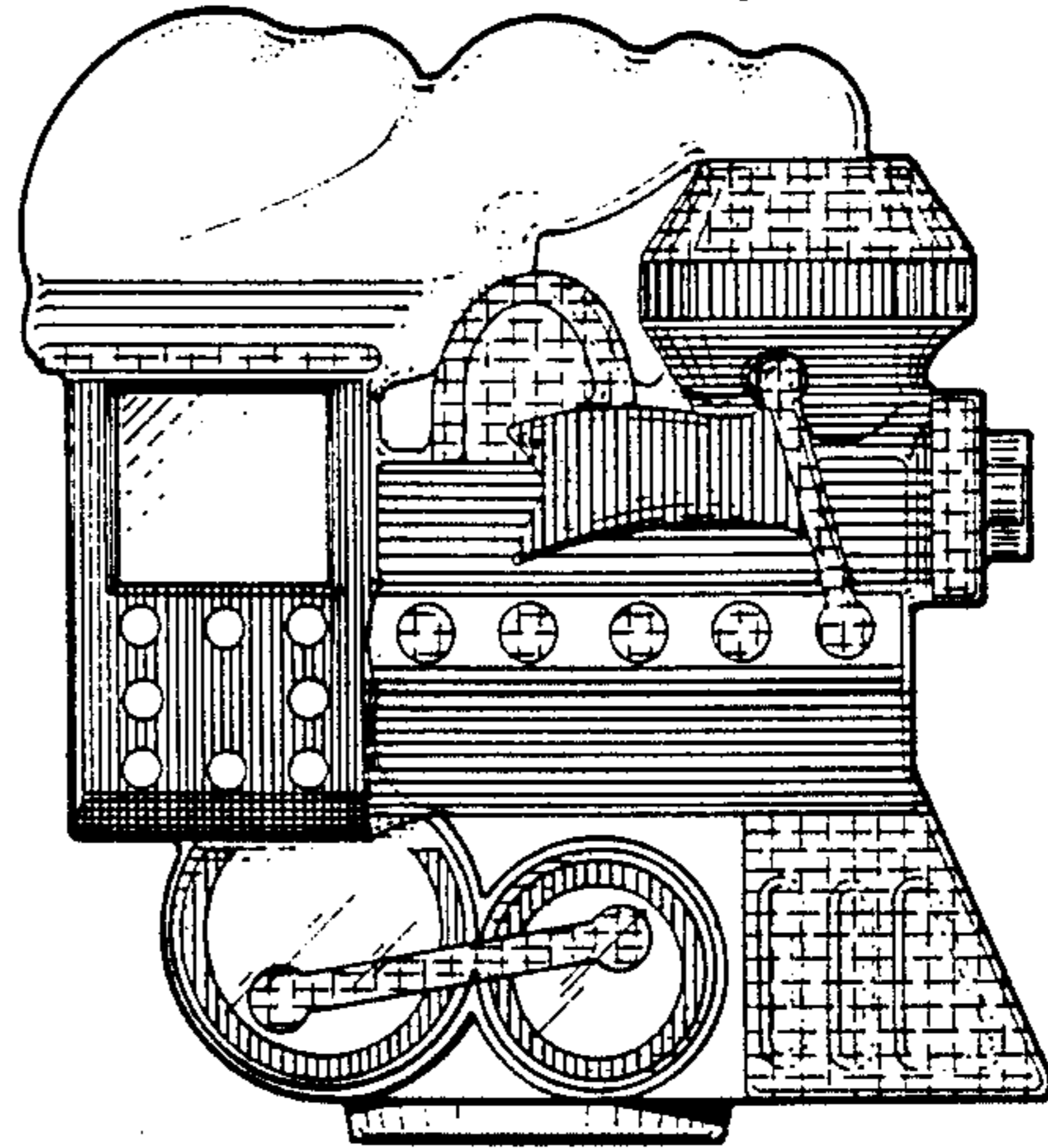


Fig. 3

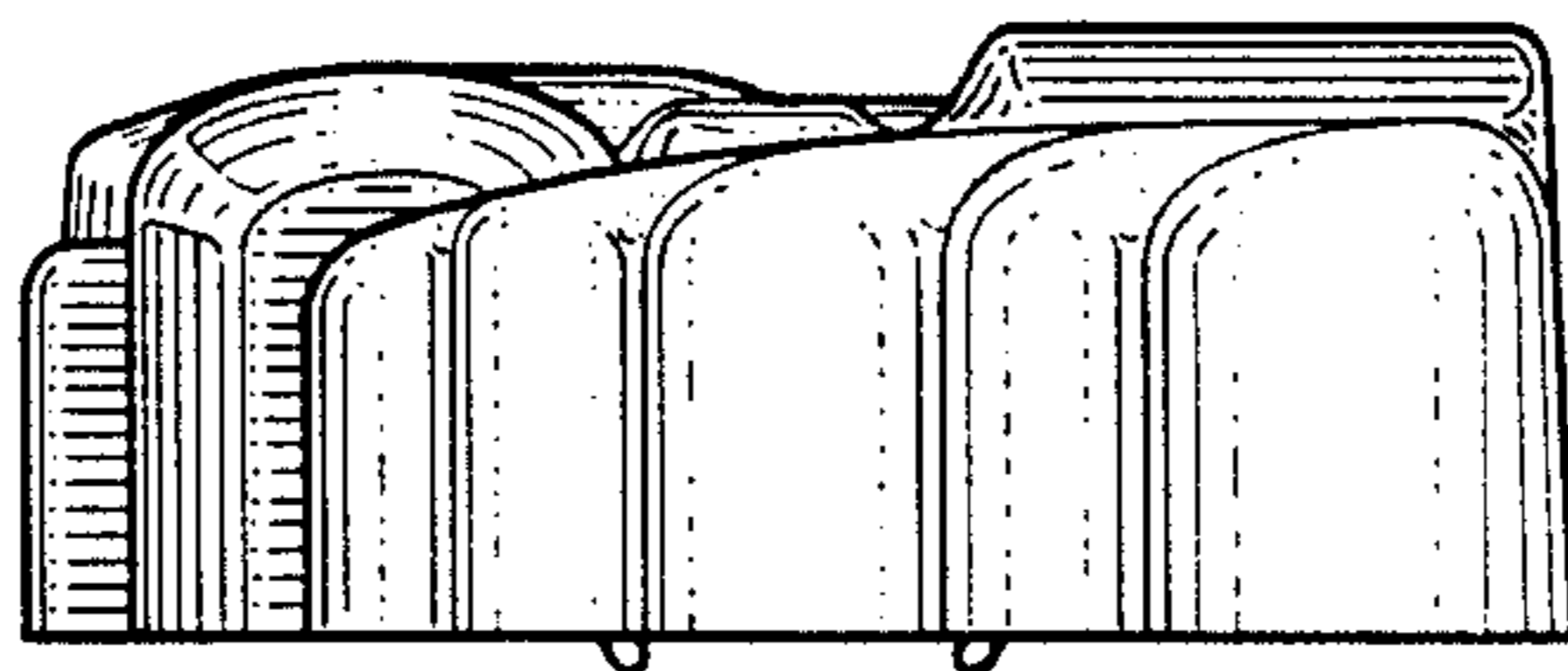


Fig. 4

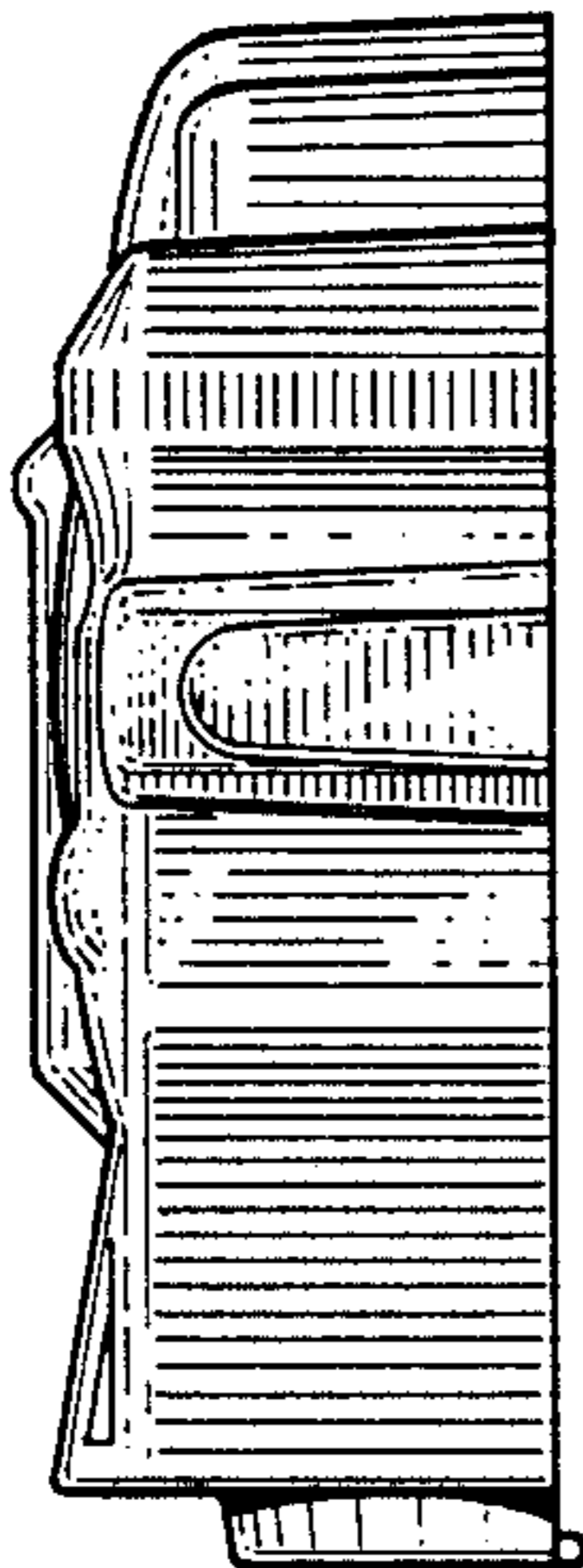


Fig. 5

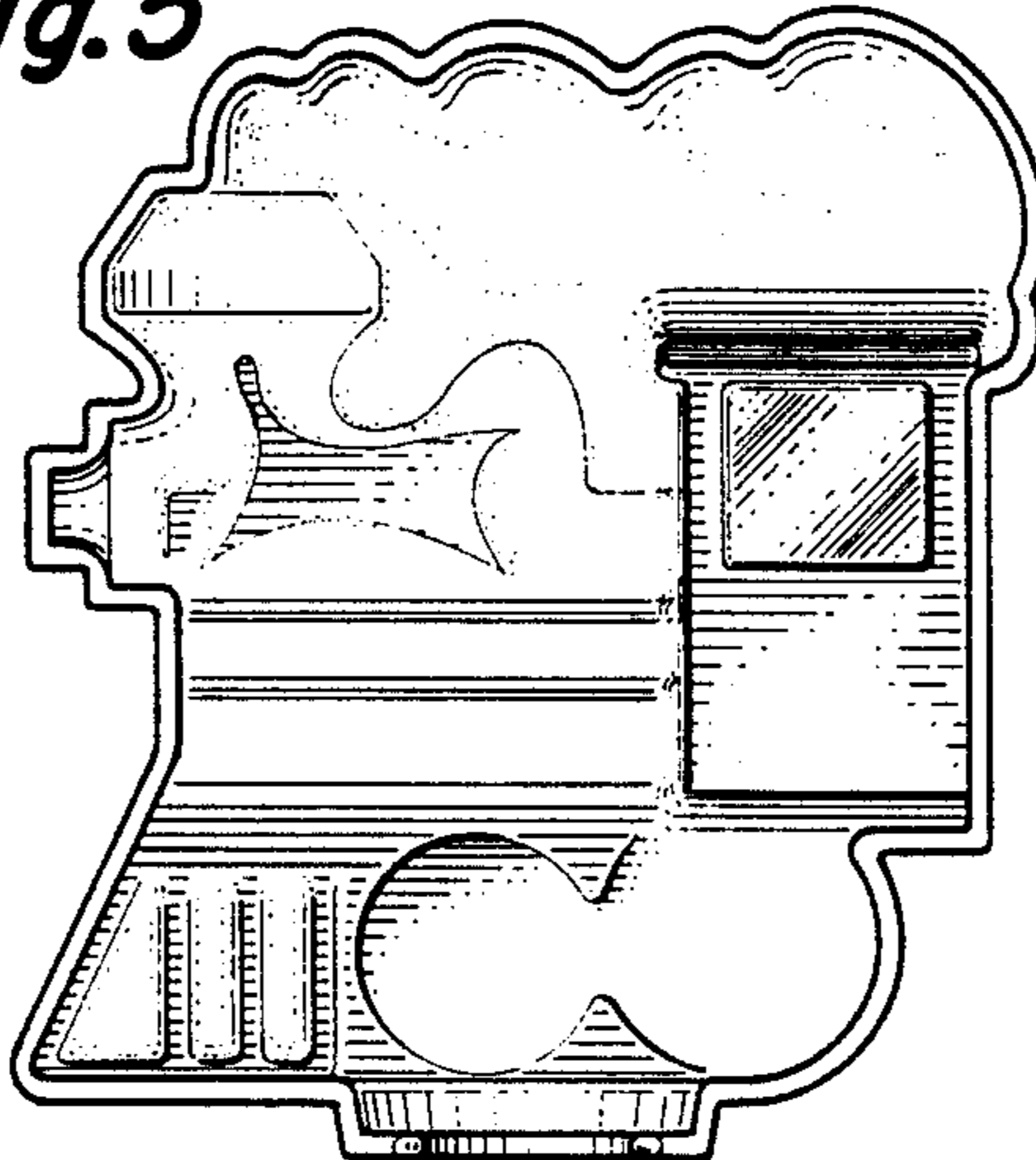


Fig. 6




Fig. 7

