

# United States Patent [19]

Sereika et al.

[11] Patent Number: **Des. 308,986**

[45] Date of Patent: **\*\* Jul. 3, 1990**

[54] **CALCULATOR CASE**

[75] Inventors: **Joseph C. Sereika, Stanhope; Terry L. Barner, Morris Plains; Thomas Perelli, Stanhope, all of N.J.**

[73] Assignee: **Monroe Systems For Business, Inc.**

[\*\*] Term: **14 Years**

[21] Appl. No.: **110,475**

[22] Filed: **Oct. 13, 1987**

[52] U.S. Cl. .... **D18/11; D18/7**

[58] Field of Search ..... **D18/1, 2, 6, 7, 11, D18/12; 340/365, 700; 364/706-710**

[56] **References Cited**

## U.S. PATENT DOCUMENTS

D. 236,208 8/1975 Takano ..... D18/7  
D. 242,721 12/1976 Herr et al. .... D18/7

D. 255,246 6/1980 Yoshioka ..... D18/7

*Primary Examiner*—Nelson C. Holtje  
*Assistant Examiner*—Caron Veynar  
*Attorney, Agent, or Firm*—Lieberman Rudolph & Nowak

[57] **CLAIM**

The ornamental design for a calculator case, as shown and described.

## DESCRIPTION

FIG. 1 is a perspective view of a calculator case showing our new design;  
FIG. 2 is a top plan view thereof;  
FIG. 3 is a front elevational view thereof;  
FIG. 4 is a left side elevational view thereof;  
FIG. 5 is a right side elevational view thereof;  
FIG. 6 is a rear elevational view thereof;  
FIG. 7 is a bottom plan view thereof.



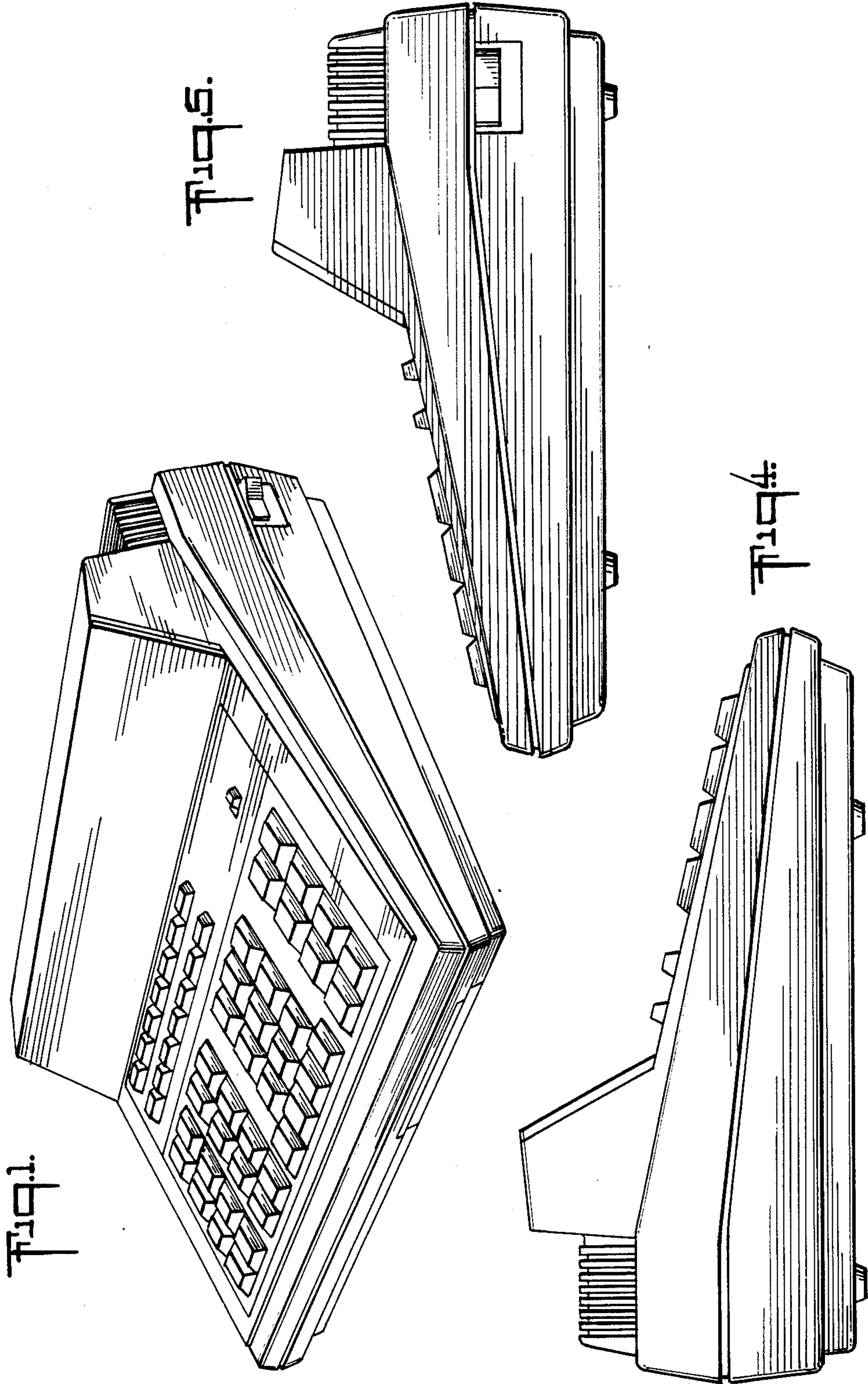


Fig. 2.




Fig. 3.

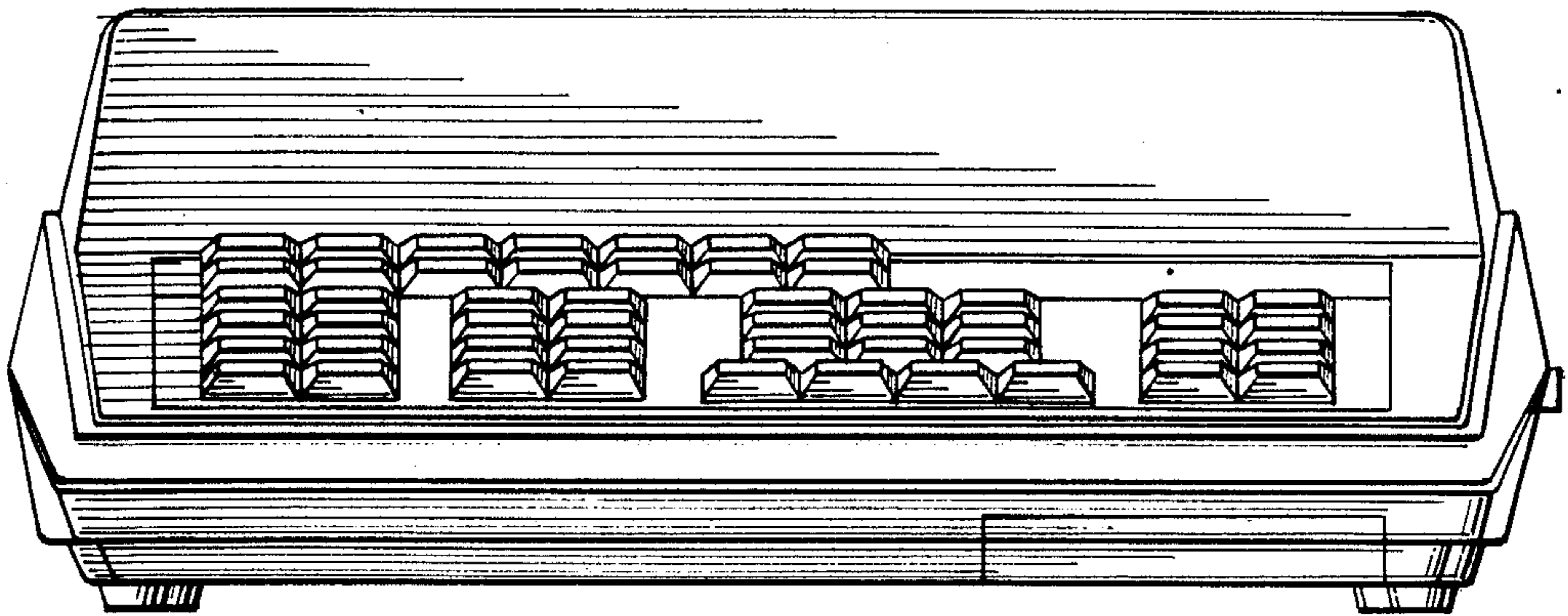


Fig. 7.

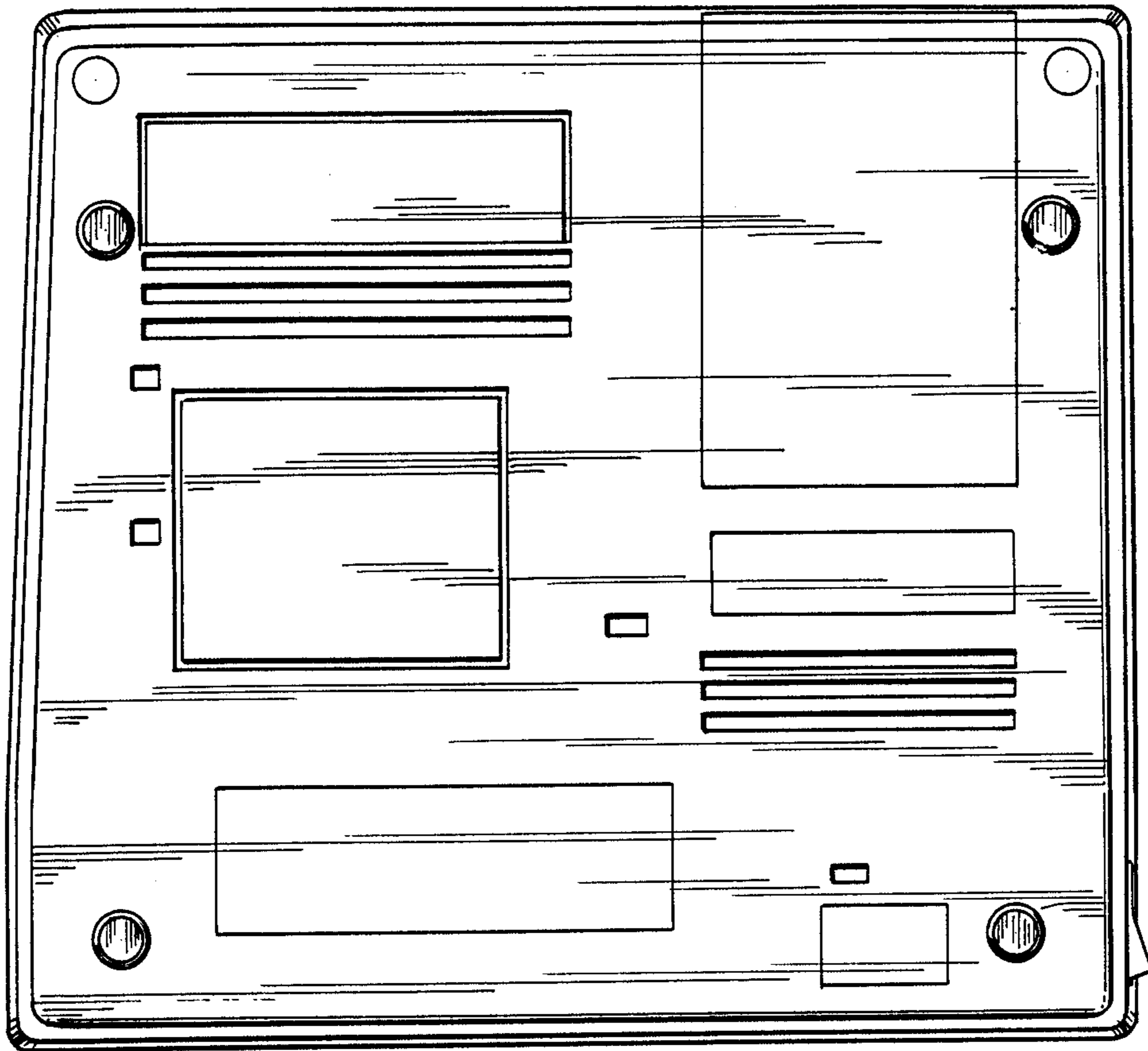



Fig. 6.



**UNITED STATES PATENT AND TRADEMARK OFFICE  
CERTIFICATE OF CORRECTION**

**PATENT NO.** : Des. 308,986

Page 1 of 6

**DATED** : July 3, 1990

**INVENTOR(S)** : Sereika et al

It is certified that error appears in the above-identified patent and that said Letters Patent is hereby corrected as shown below:

The title page showing the illustrative figure should be deleted to appear as per attached title page.

The three (3) sheets of drawings should be deleted to be replaced with the four (4) sheets as shown.

**Signed and Sealed this  
Eighteenth Day of June, 1991**

*Attest:*

HARRY F. MANBECK, JR.

*Attesting Officer*

*Commissioner of Patents and Trademarks*

**United States Patent** [19]

Sereika et al.

[11] **Patent Number:** Des. 308,986

[45] **Date of Patent:** \*\* Jul. 3, 1990

[54] **CALCULATOR CASE**

[75] **Inventors:** Joseph C. Sereika, Stanhope; Terry L. Barner, Morris Plains; Thomas Perelli, Stanhope, all of N.J.

[73] **Assignee:** Monroe Systems For Business, Inc.

[\*\*] **Term:** 14 Years

[21] **Appl. No.:** 110,475

[22] **Filed:** Oct. 13, 1987

[52] **U.S. Cl.** ..... D18/11; D18/7

[58] **Field of Search** ..... D18/1, 2, 6, 7, 11, D18/12; 340/365, 700; 364/706-710

[56] **References Cited**

**U.S. PATENT DOCUMENTS**

D. 236,208 8/1975 Takano ..... D18/7

D. 242,721 12/1976 Herr et al. .... D18/7

D. 255,246 6/1980 Yoshioka ..... D18/7

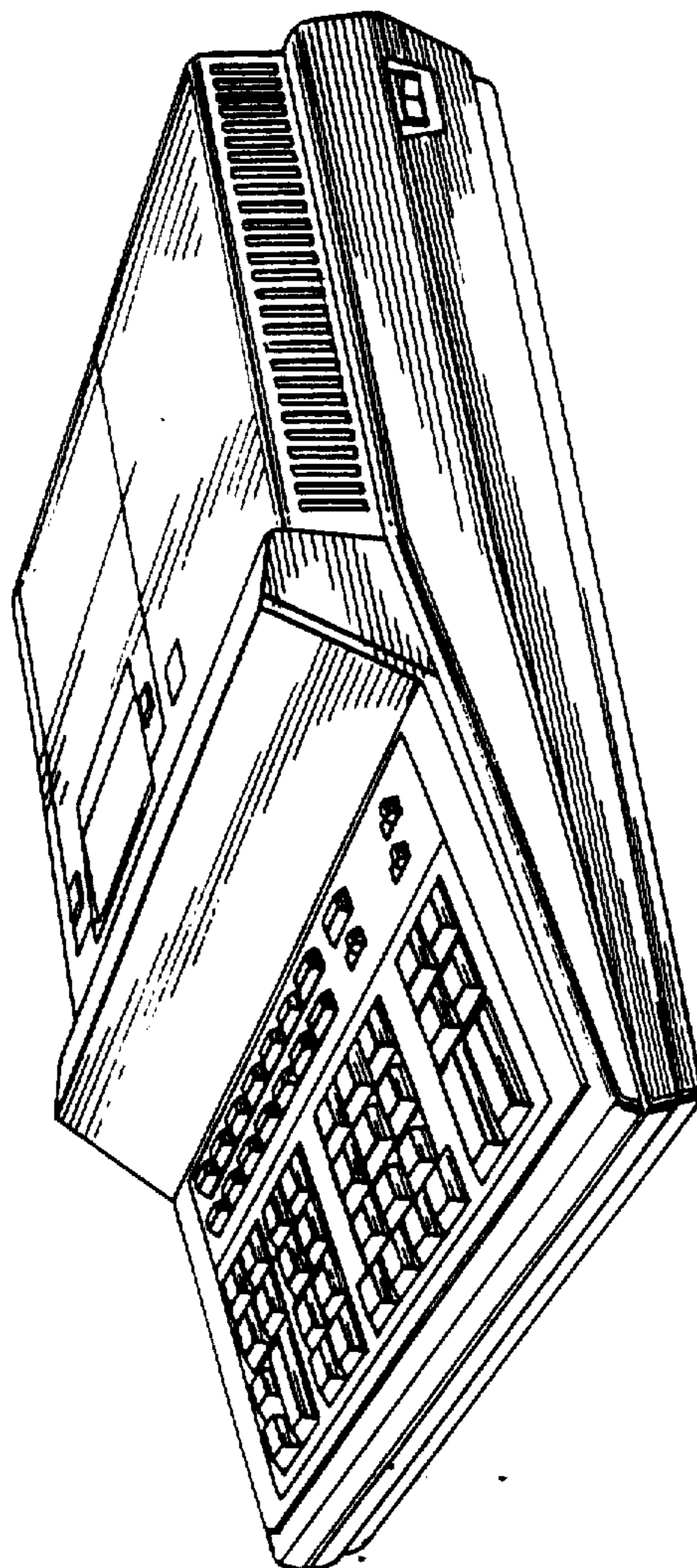
*Primary Examiner*—Nelson C. Holtje  
*Assistant Examiner*—Caron Veynar  
*Attorney, Agent, or Firm*—Lieberman Rudolph & Nowak

[57] **CLAIM**

The ornamental design for a calculator case, as shown and described.

**DESCRIPTION**

FIG. 1 is a perspective view of a calculator case showing our new design;  
FIG. 2 is a top plan view thereof;  
FIG. 3 is a front elevational view thereof;  
FIG. 4 is a left side elevational view thereof;  
FIG. 5 is a right side elevational view thereof;  
FIG. 6 is a rear elevational view thereof;  
FIG. 7 is a bottom plan view thereof.



U.S. Patent

Jul. 31, 1990

Sheet 1 of 4

D308,986

Fig. 1.

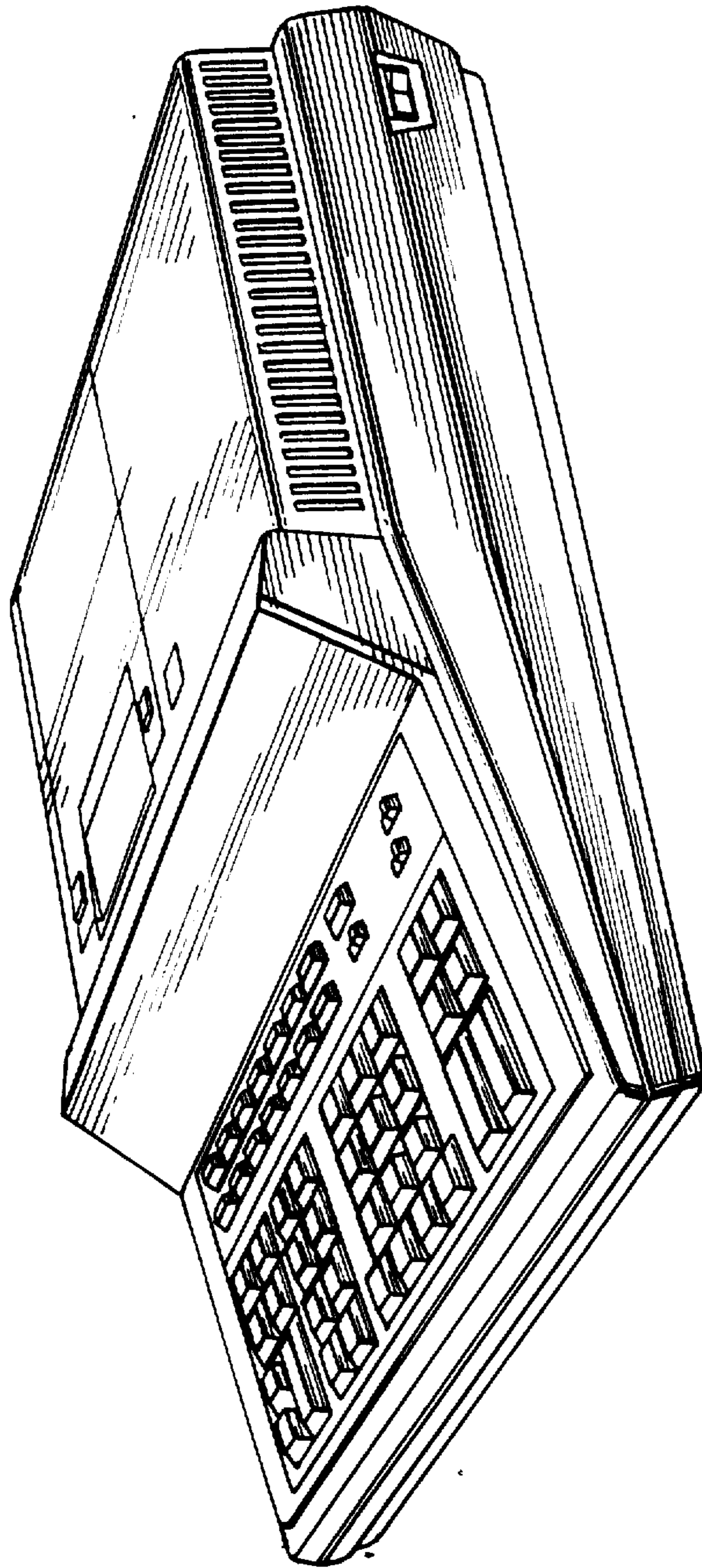


Fig. 2.

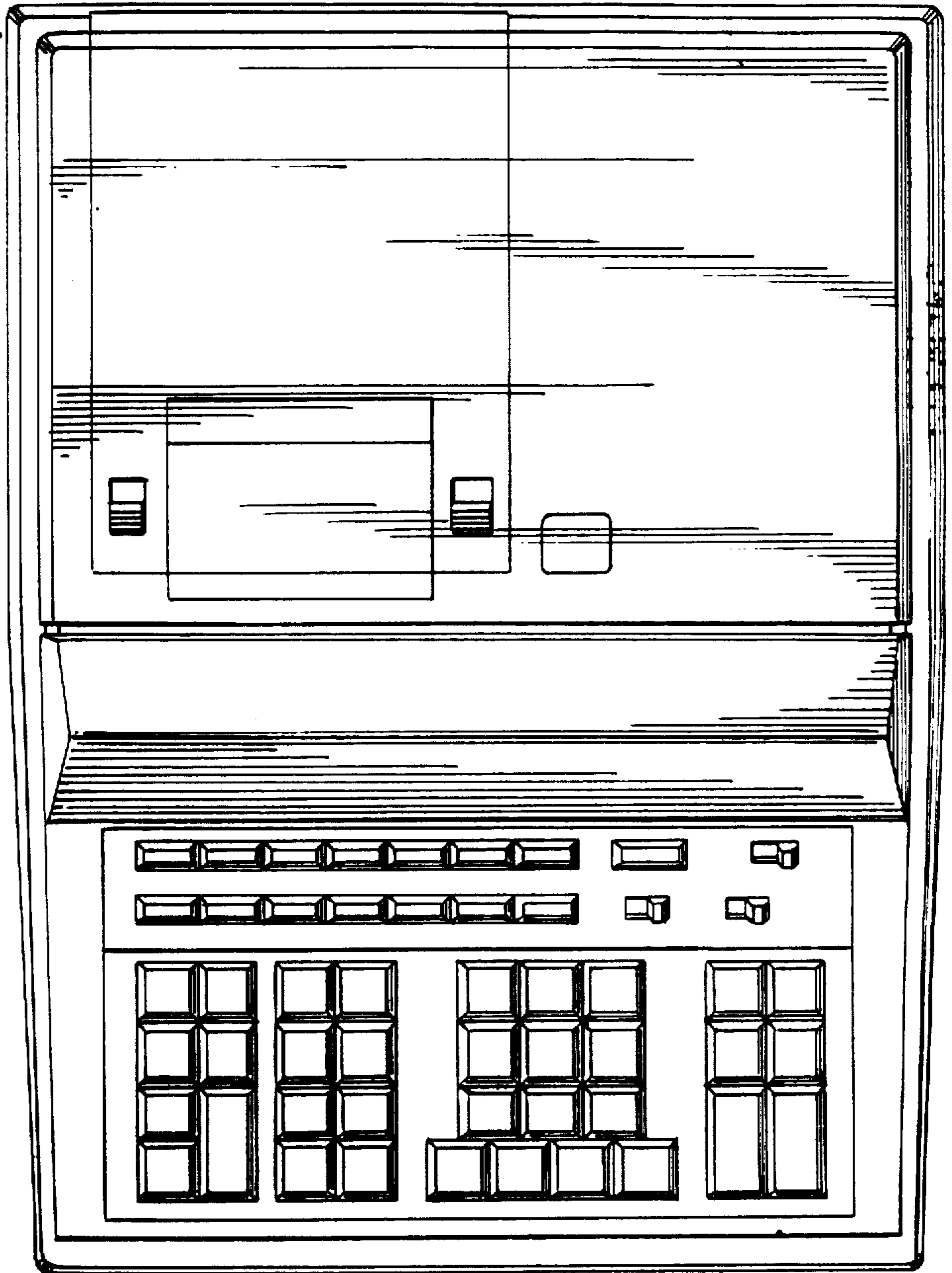
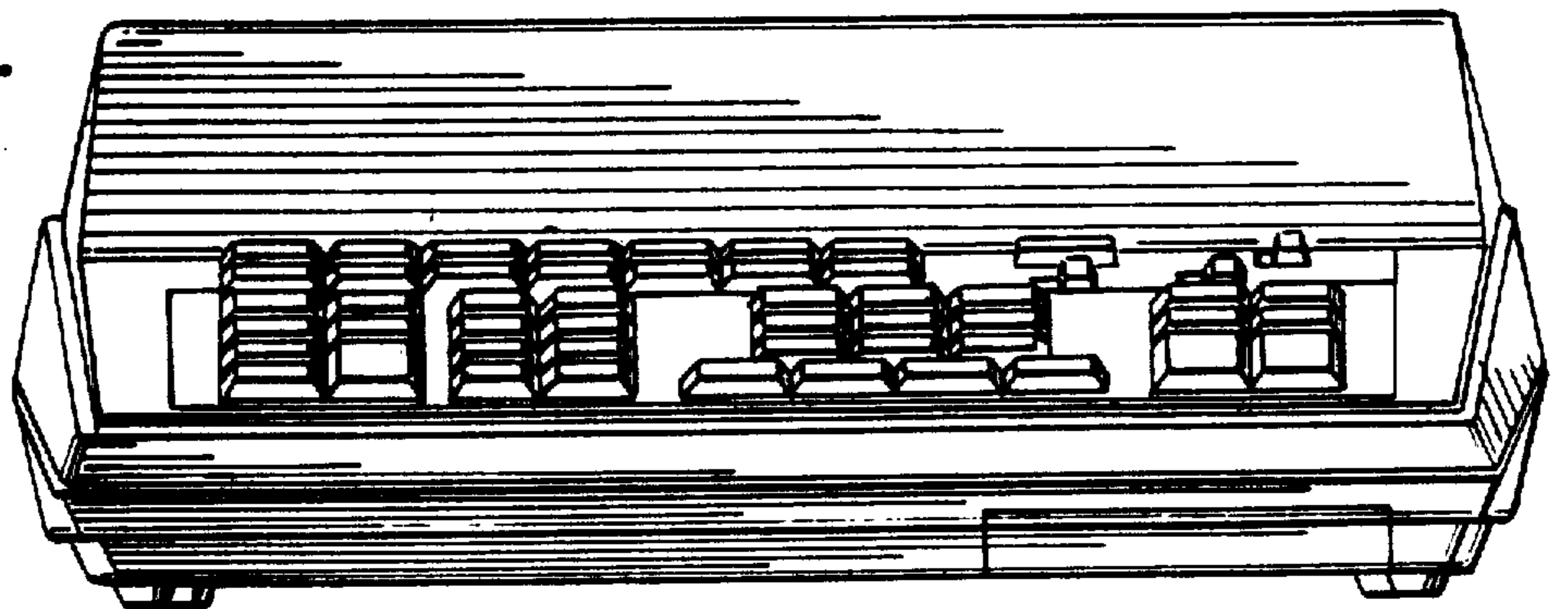


Fig. 3.





U.S. Patent

Jul. 31, 1990

Sheet 3 of 4

D308,986

Fig. 4




Fig. 5

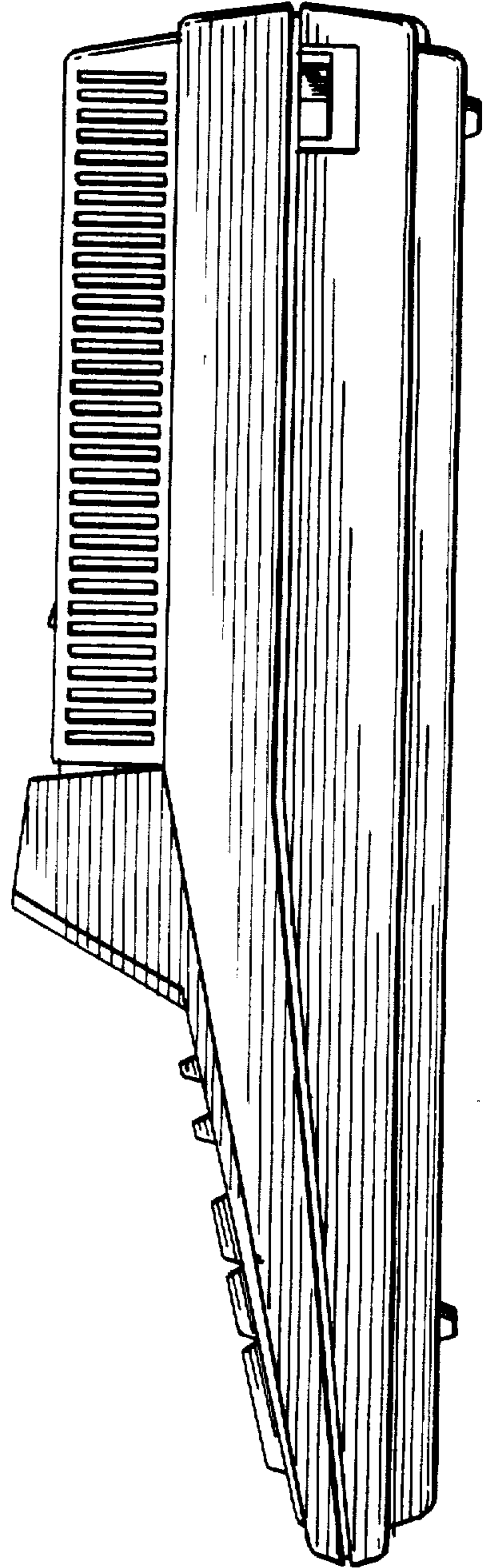


Fig. 7.

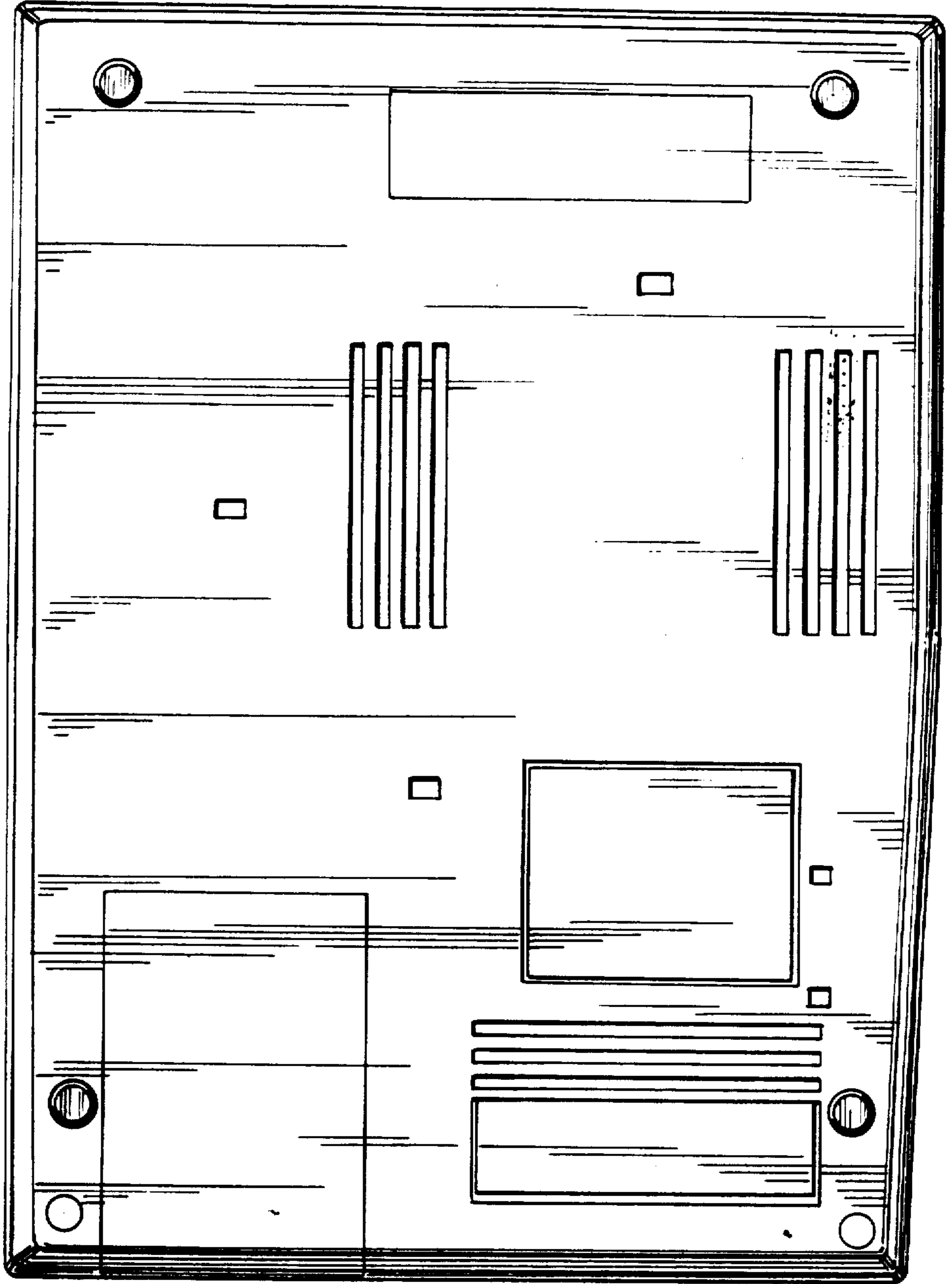


Fig. 6.

