

[54] COMBINED SHOWER CADDY AND TOILET KIT

[76] Inventors: Frank Laseca, 9925 Parkinson Ave., Whittier, Calif. 90605; Roy Jones, Jr., 7333 Milton St., Apt. A, Whittier, Calif. 90602

[\*\*] Term: 14 Years

[21] Appl. No.: 128,897

[22] Filed: Dec. 4, 1987

[52] U.S. Cl. .... D6/525

[58] Field of Search ..... D6/512-514, D6/524-525, 527; D9/305, 345; D3/30.1, 39, 99; D28/76; 206/570, 228, 277, 461, 823; 294/137, 141; 150/55

[56] References Cited

U.S. PATENT DOCUMENTS

- D. 163,313 5/1951 Neal, Sr. .... D3/39 X
- D. 165,459 12/1951 Joslyn ..... D3/39 X
- D. 291,745 9/1987 Hansen ..... D3/30.1

- D. 292,879 11/1987 Smith ..... D9/345
- 1,603,691 10/1926 Hauser ..... D3/39 X
- 1,722,507 7/1929 Stanley ..... 206/570 X
- 2,000,302 5/1935 Solomon ..... D3/39 X
- 2,167,926 8/1939 Glasker ..... D3/39 X
- 2,205,205 6/1940 King ..... D3/39 X

Primary Examiner—Wallace R. Burke  
Assistant Examiner—Brian N. Vinson  
Attorney, Agent, or Firm—Wagner & Middlebrook

[57] CLAIM

The ornamental design for a combined shower caddy and toilet kit, as shown and described.

DESCRIPTION

FIG. 1 is a combined shower caddy and toilet kit showing our new design;  
FIG. 2 is a left side elevational view thereof;  
FIG. 3 is a reduced perspective view thereof, showing the kit in an alternative position;  
FIG. 4 is a right side elevational view thereof;  
FIG. 5 is a top plan view thereof; and  
FIG. 6 is a bottom plan view thereof.




FIG. 2

FIG. 1

FIG. 4


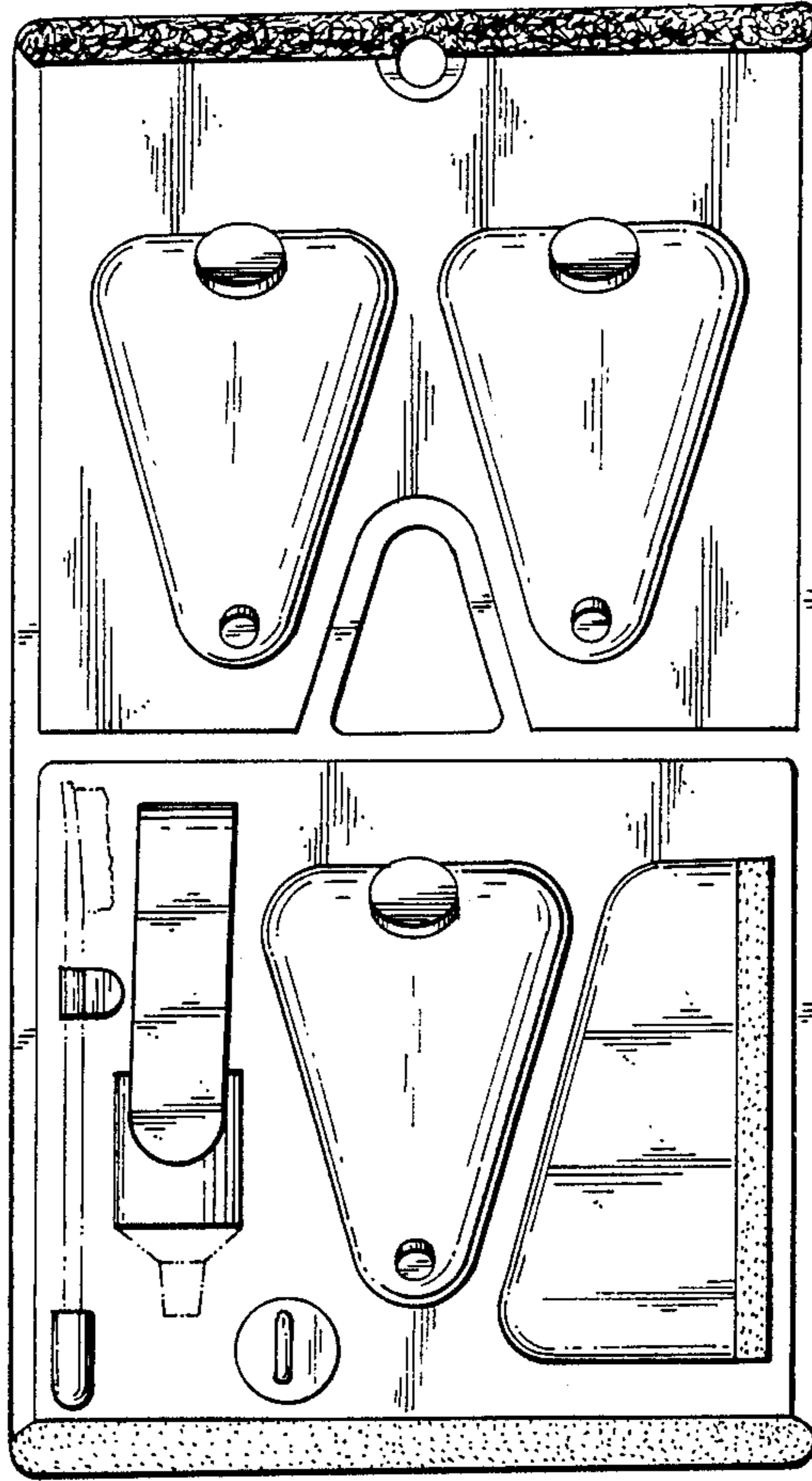



FIG. 3

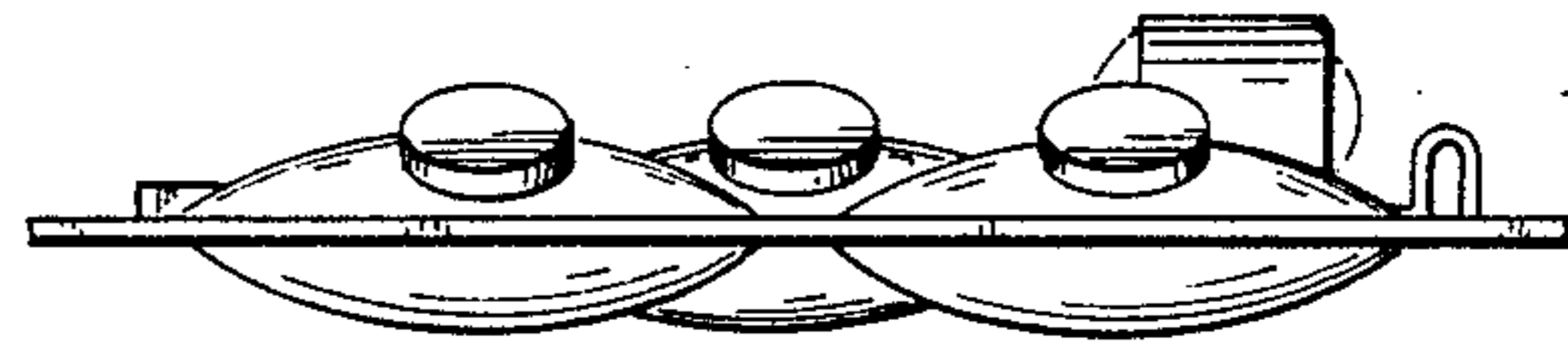



FIG. 5

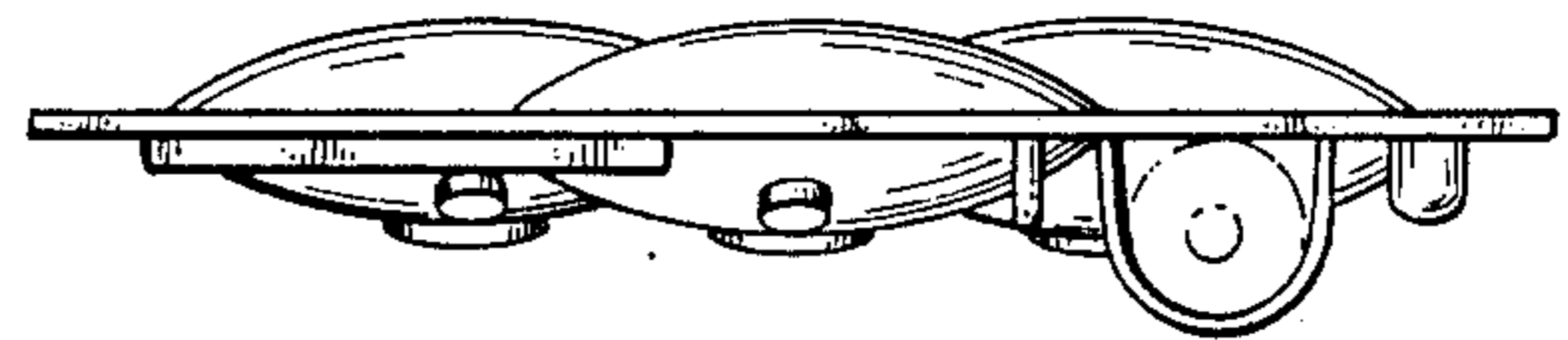


FIG. 6