

[54] **SURFACE ORNAMENTATION FOR A SHOE OUTSOLE BOTTOM**

[75] **Inventor: Michael A. Aveni, Lake Oswego, Oreg.**

[73] **Assignees: Nike, Inc.; Nike International, Ltd., Beaverton, Oreg.**

[**] **Term: 14 Years**

[21] **Appl. No.: 373,779**

[22] **Filed: Jun. 30, 1989**

[52] **U.S. Cl. D2/314**

[58] **Field of Search D2/264, 265, 274, 311, D2/314, 317-321; 36/25 R, 28, 29, 30, 32 R, 43, 59 R, 59 B, 59 C, 80, 83, 102, 103, 114, 108**

[56] **References Cited**

U.S. PATENT DOCUMENTS

- D. 89,936 5/1934 Crossman et al. .
- D. 94,080 12/1934 Fowler .
- D. 255,176 6/1980 Fuzita D2/320
- D. 257,075 9/1980 Amicone et al. D2/320
- D. 259,150 5/1981 Cesare et al. D2/320
- D. 279,620 7/1985 Ueda D2/310
- D. 287,304 12/1986 Peterson et al. D2/320
- D. 287,784 1/1987 Tong et al. D2/320
- D. 293,275 12/1987 Bua D2/320
- D. 293,501 1/1988 Kiyosawa D2/320
- D. 296,150 6/1988 Diaz D2/320
- D. 296,724 7/1988 Peterson D2/320
- D. 297,885 10/1988 Tong D2/320
- D. 298,984 12/1988 Selbiger D2/320
- D. 299,788 2/1989 Kelley D2/320
- D. 301,385 6/1989 Weiner D2/308
- D. 301,658 6/1989 Hase D2/320
- 2,411,850 12/1948 Caratozzolo 36/30 R
- 2,959,875 11/1960 Frese, Jr. 36/80
- 3,442,033 5/1969 Hilburn, Jr. 36/114

- 4,316,332 2/1982 Giese et al. 36/28
- 4,364,188 12/1982 Turner et al. 36/31
- 4,559,723 12/1985 Hamy et al. 36/102
- 4,562,651 1/1986 Frederick et al. 36/102
- 4,616,431 10/1986 Dassler 36/28
- 4,624,062 11/1986 Autry 36/114
- 4,697,361 10/1987 Ganter et al. 36/28
- 4,768,295 9/1988 Ito 36/28
- 4,783,910 11/1988 Boys, II et al. 36/108 X

FOREIGN PATENT DOCUMENTS

1072485 3/1954 France .

OTHER PUBLICATIONS

Nike Brochure—Legend Hi—(Published 12/82).
 Fall 1986 Nike Catalog—Even pp. 22-32 (Published 1/86).
 Fall 1987 Nike Catalog—Even pp. 24-32 (Published 1/87).
 Fall 1988 Nike Catalog—Even pp. 24-40 (Published 1/88).

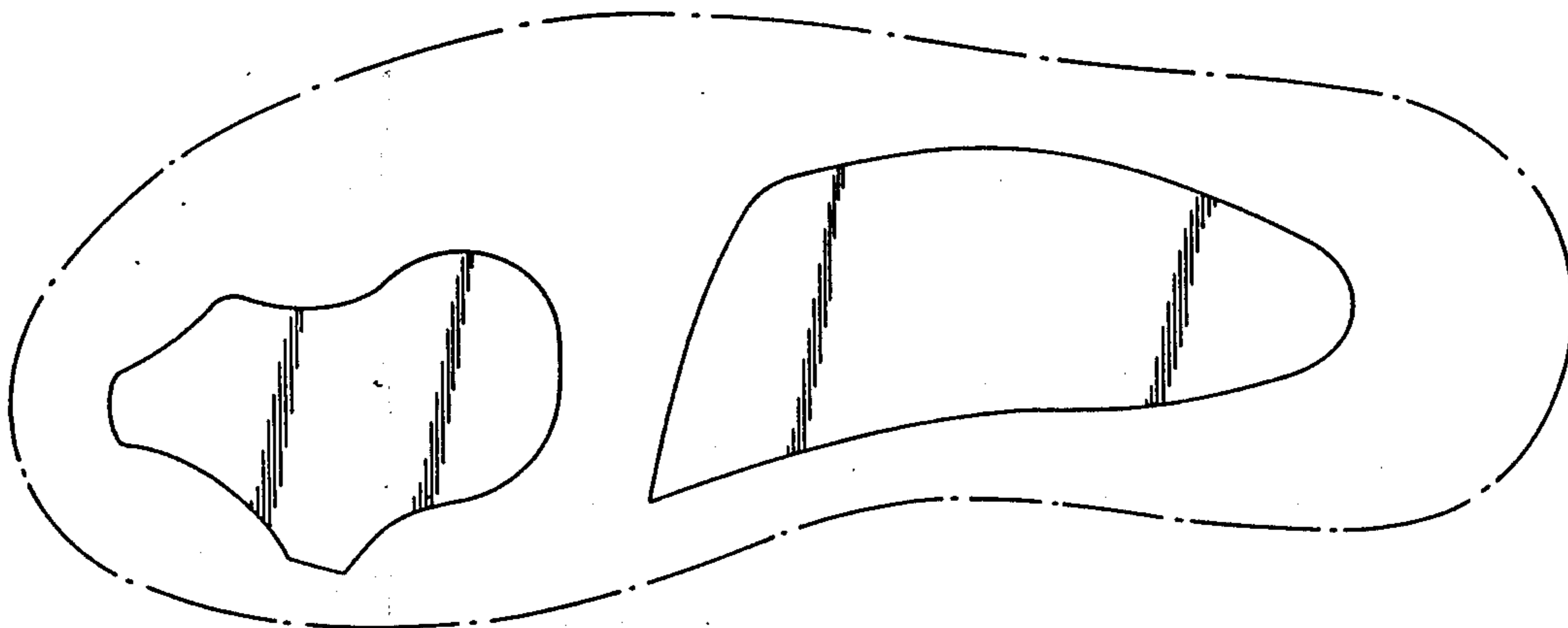
Primary Examiner—Louis S. Zarfes
Attorney, Agent, or Firm—Banner, Birch, McKie & Beckett

[57] **CLAIM**

The ornamental design for surface ornamentation for a shoe outsole bottom, as shown and described.

DESCRIPTION

FIG. 1 is a plan view of surface ornamentation for a shoe outsole bottom in accordance with my new design; and
 FIG. 2 is a plan view of surface ornamentation for a shoe sole bottom in accordance with another embodiment of my new design.
 The broken line showing of a shoe sole bottom perimeter is for illustrative purposes and forms no part of the claimed design.



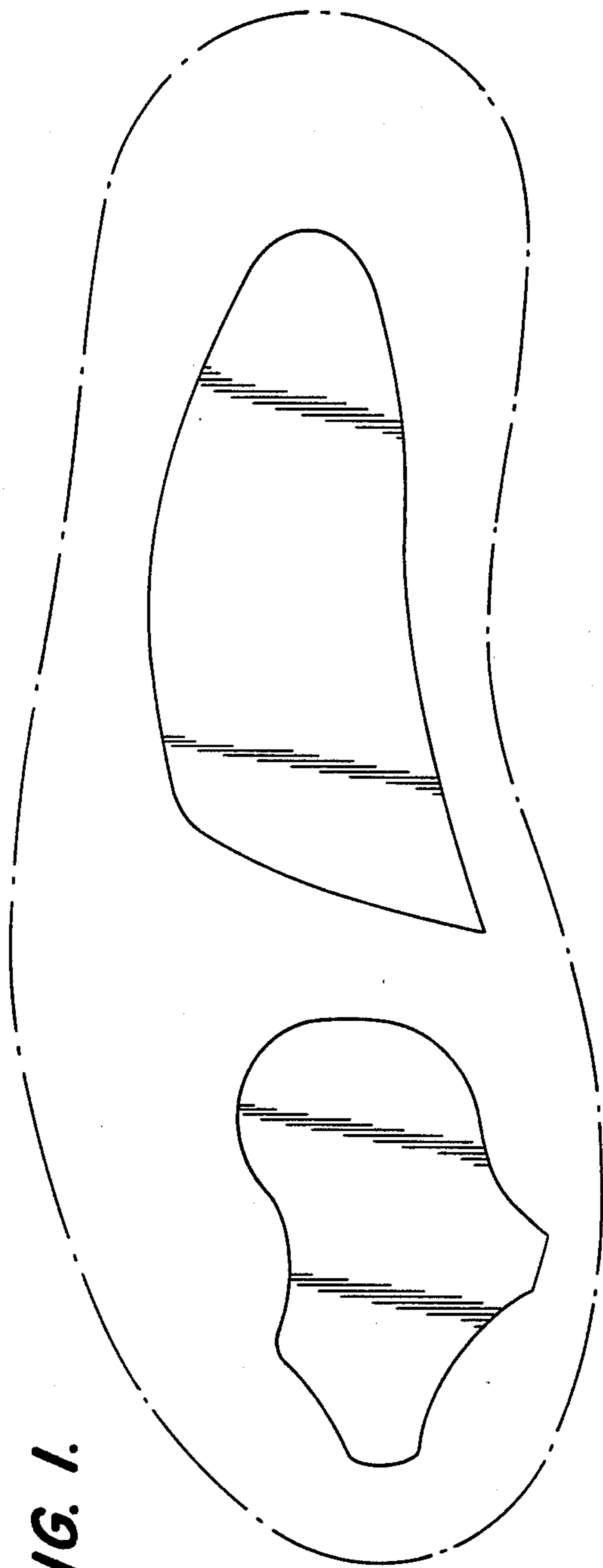


FIG. 1.

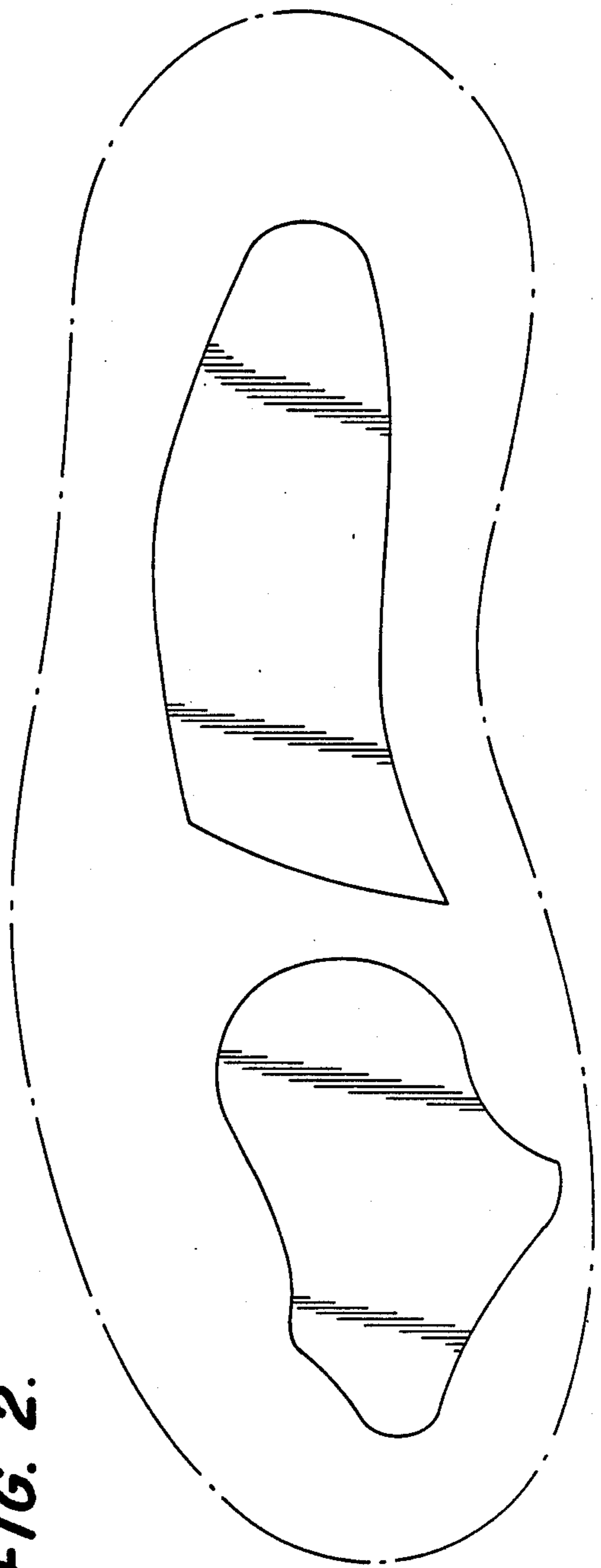


FIG. 2.