

United States Patent [19]

Briski

[11] Patent Number: **Des. 308,897**

[45] Date of Patent: **** Jun. 26, 1990**

[54] **TOY SQUIRT BLADDER OR SIMILAR ARTICLE**

[75] Inventor: **John S. Briski, Homer, Mich.**

[73] Assignee: **Rhytechnics, Inc., Homer, Mich.**

[**] Term: **14 Years**

[21] Appl. No.: **910,163**

[22] Filed: **Sep. 19, 1986**

[52] U.S. Cl. **D21/145**

[58] Field of Search **D21/59, 145, 146, 236; D23/200, 213; 446/26, 473, 475; 141/25, 114, 551, 126; 222/105, 107, 213, 263**

[56] **References Cited**

U.S. PATENT DOCUMENTS

D. 216,972 3/1970 Jacobs D23/213
D. 288,838 3/1987 Hengesbach D23/213
3,486,539 12/1969 Jacuzzi .

3,848,808 11/1974 Fetty et al. 446/475
4,257,460 3/1981 Paranay et al. 446/473
4,292,754 10/1981 Lukaszewski 446/71
4,419,096 12/1983 Leepec et al. .
4,735,239 4/1988 Salmon et al. 446/473

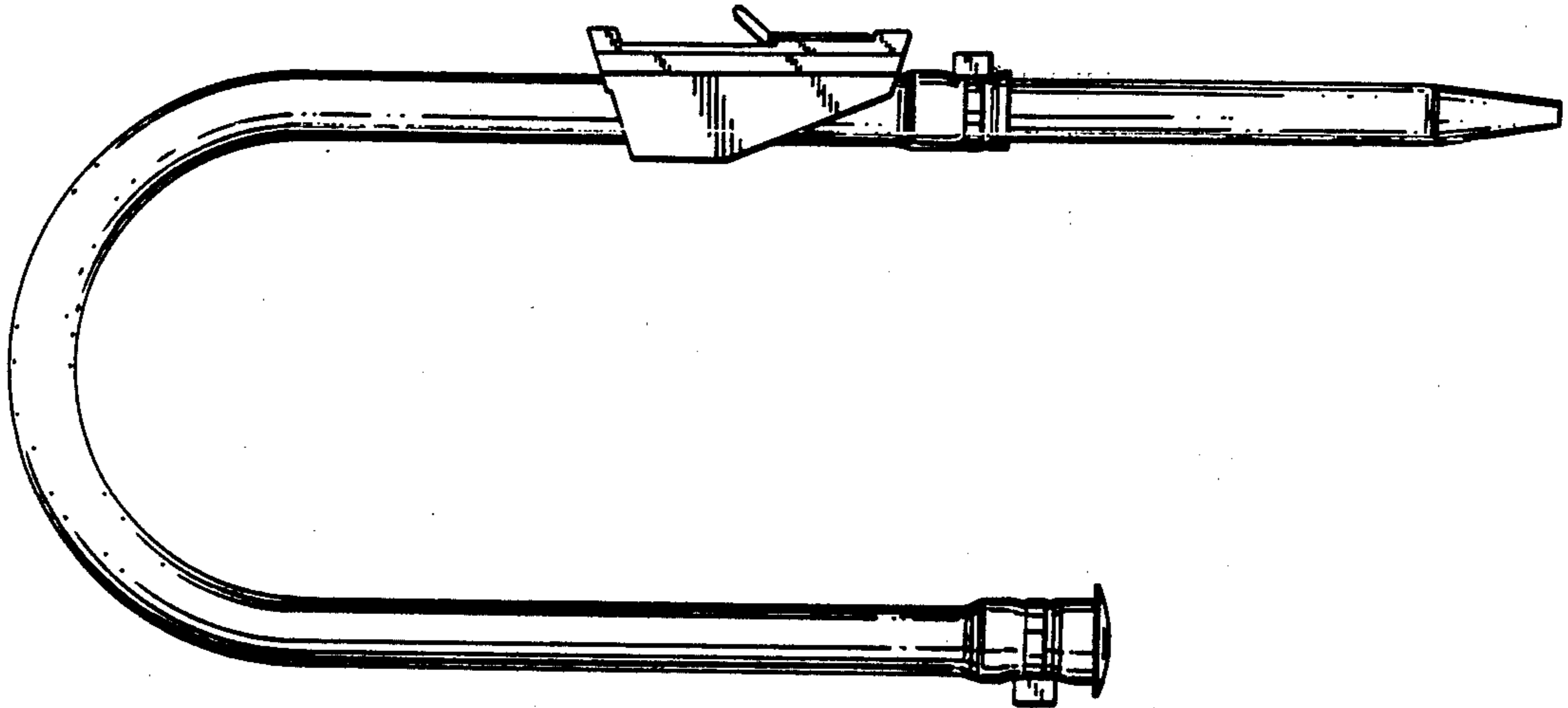
Primary Examiner—Charles A. Rademaker
Attorney, Agent, or Firm—Brooks & Kushman

[57] **CLAIM**

The ornamental design for a toy squirt bladder or similar article, as shown.

DESCRIPTION

FIG. 1 is a side elevational view of a toy squirt bladder or similar article showing my new design, the side opposite being a mirror image;
FIG. 2 is a top plan view thereof;
FIG. 3 is a bottom plan view thereof;
FIG. 4 is a left elevational end view thereof; and
FIG. 5 is a right end elevational view thereof.



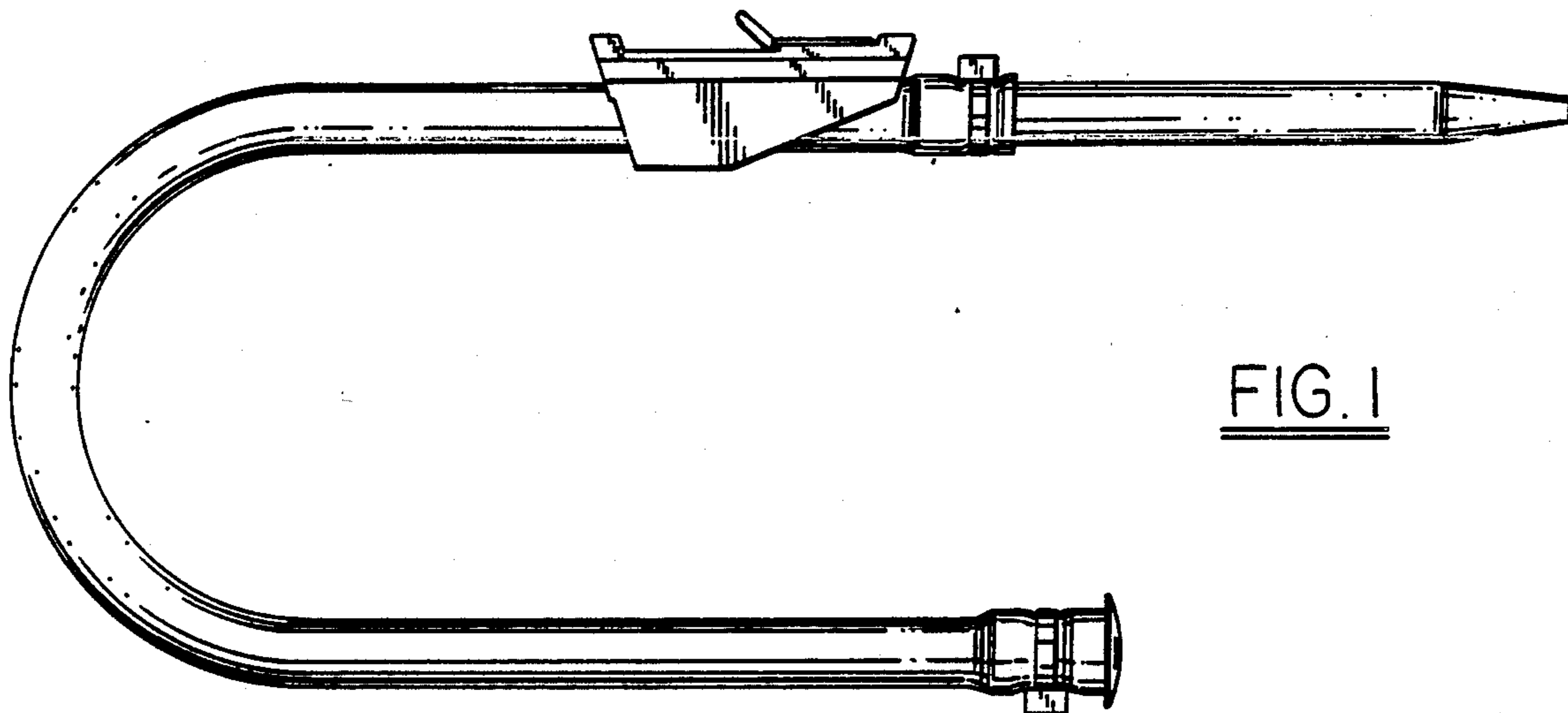


FIG. 1

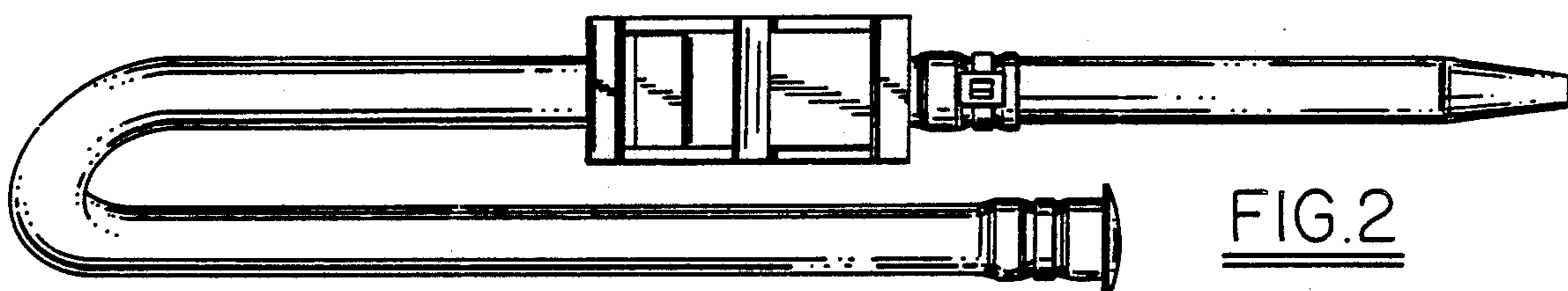


FIG. 2

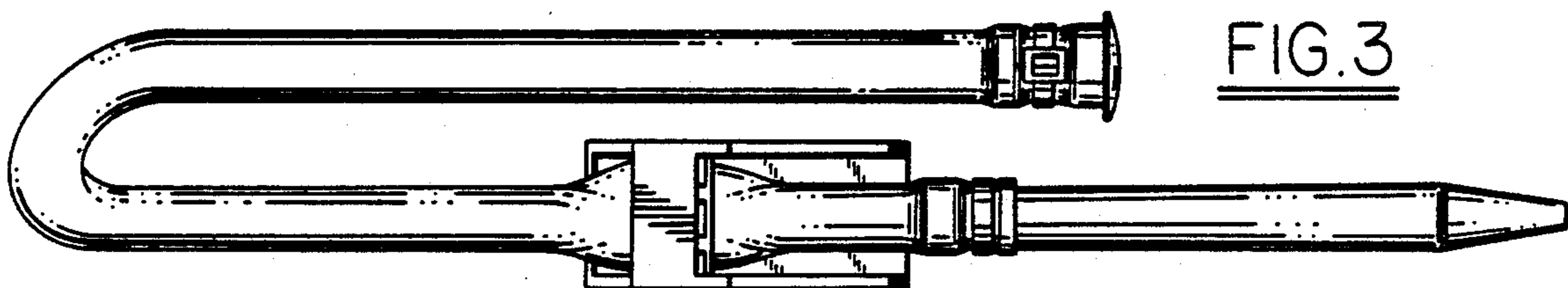


FIG. 3

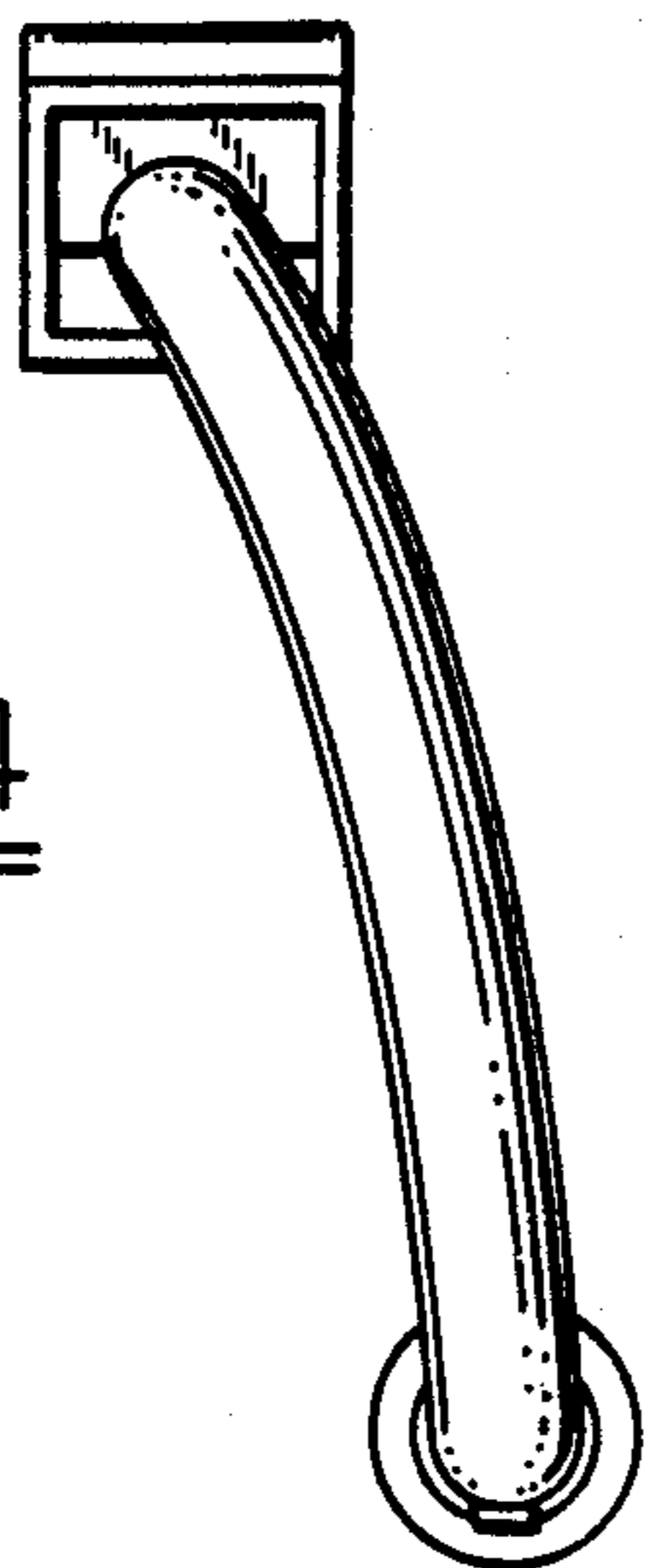


FIG. 4




FIG. 5