

[54] TONER CASE FOR ELECTROPHOTOGRAPHIC COPIER

[75] Inventor: Minoru Aoyama, Tokyo, Japan

[73] Assignee: Canon Kabushiki Kaisha, Tokyo, Japan

[**] Term: 14 Years

[21] Appl. No.: 935,539

[22] Filed: Nov. 26, 1986

[30] Foreign Application Priority Data

May 28, 1986 [JP] Japan 61-20638

[52] U.S. Cl. D18/43; D19/66

[58] Field of Search D18/22, 43; D9/306, D9/338, 349, 350, 351-353, 362, 367, 386, 389, 396, 400, 401, 440, 447; 206/316, 446, 461, 474, 495, 532, 601, 628, 631; 222/DIG. 1, 166, 325; 355/200, 245, 260; D19/66, 70, 71, 65

[56] References Cited

U.S. PATENT DOCUMENTS

D. 122,461 9/1940 Gaudreau D9/447

D. 136,098 8/1943 Hartman, Sr. D9/447
D. 179,333 11/1956 Tupper D9/447
D. 182,739 5/1958 Pawson et al. D19/66
D. 258,565 3/1981 Sekiguchi D9/338
D. 280,291 8/1985 Copsey et al. D9/349
D. 283,677 5/1986 Fortuna et al. D9/349
D. 298,332 11/1988 Yoshiyama D18/43
D. 302,176 7/1989 Belletire et al. D19/65
3,393,815 7/1968 Turecek D9/352

Primary Examiner—Bruce W. Dunkins
Assistant Examiner—Caron D. Veynar
Attorney, Agent, or Firm—Fitzpatrick, Cella, Harper & Scinto

[57] CLAIM

The ornamental design for a toner case for electrophotographic copier, as shown and described.

DESCRIPTION

FIG. 1 is a front elevational view of a toner case for an electrophotographic copier showing my new design, the rear elevational view being a mirror image thereof; FIG. 2 is a top plan view thereof; FIG. 3 is a bottom plan view thereof; and FIG. 4 is a right side elevational view thereof, the left side elevational view being a mirror image thereof.





FIG. 1




FIG. 2

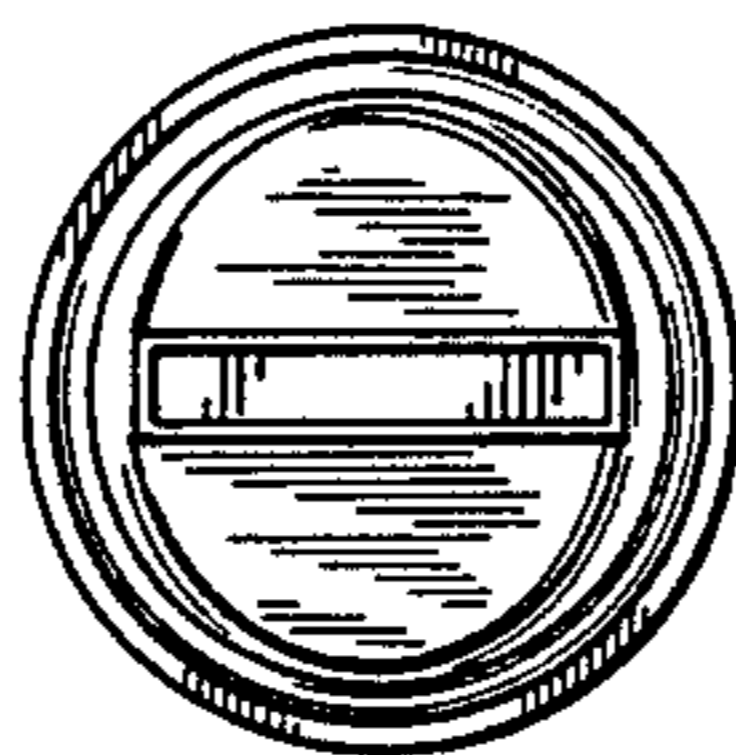


FIG. 4




FIG. 3

