

[54] **ELECTRONIC CALCULATOR WITH MEMORANDUM FUNCTION**

[75] **Inventors: Hiroshi Sakaguchi; Tadahiko Saimen, both of Osaka, Japan**

[73] **Assignee: Sharp Corporation, Osaka, Japan**

[**] **Term: 14 Years**

[21] **Appl. No.: 126,957**

[22] **Filed: Nov. 30, 1987**

[30] **Foreign Application Priority Data**

Jun. 9, 1987 [JP] Japan 62-23719

[52] **U.S. Cl. D18/7**

[58] **Field of Search D18/1, 2, 6, 7, 11, D18/12; 200/5 A; 364/706-710**

[56] **References Cited**

U.S. PATENT DOCUMENTS

D. 258,740 3/1981 Matsumoto D18/7

D. 282,853 3/1986 Yoshioka et al. D18/7
D. 297,547 9/1988 Sasaki D18/7
4,697,072 9/1987 Kawana D18/7


Primary Examiner—Nelson C. Holtje
Assistant Examiner—Caron D. Veynar
Attorney, Agent, or Firm—Flehr, Hohbach, Test, Albritton & Herbert

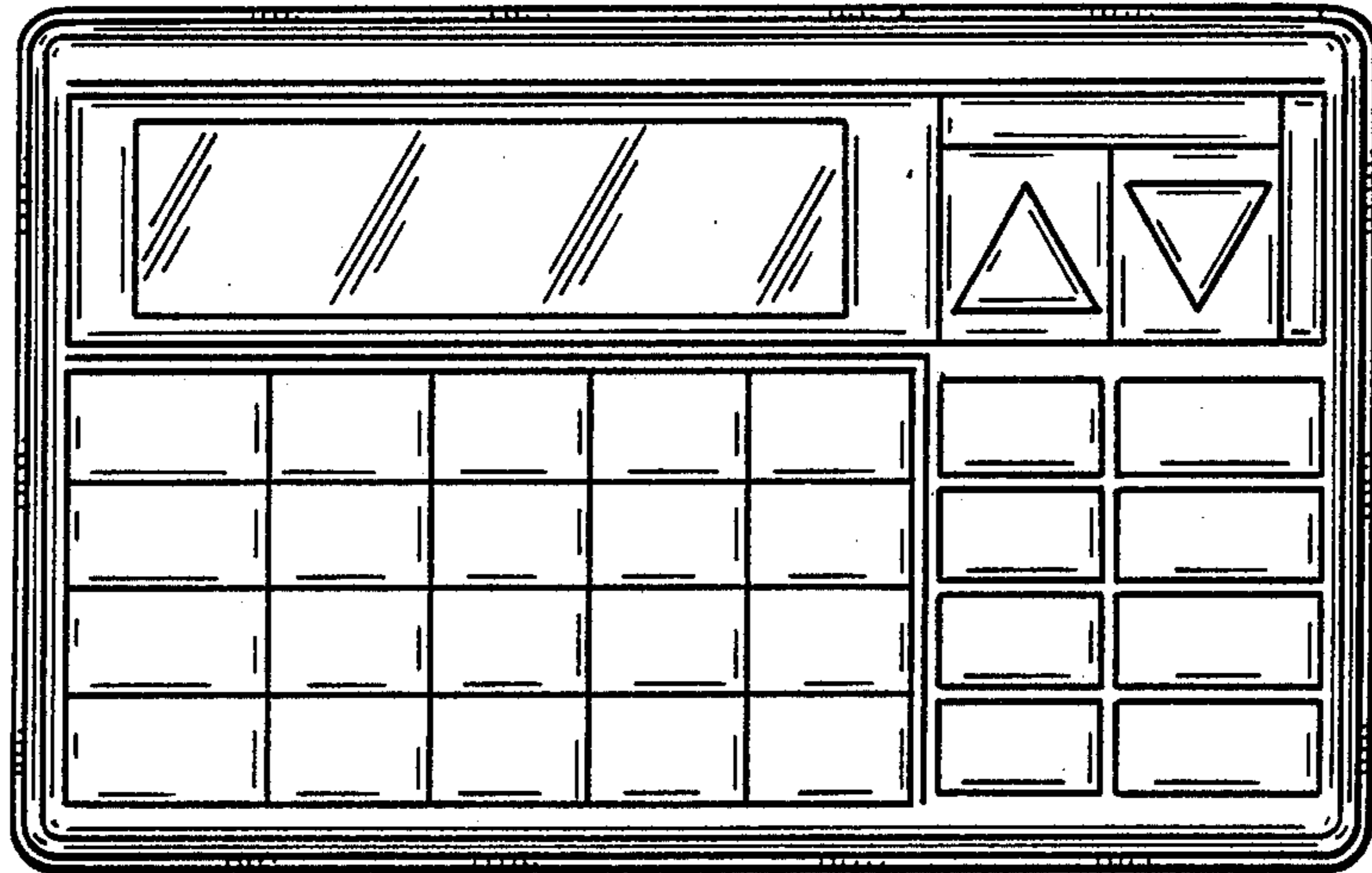
[57] **CLAIM**

The ornamental design for an electronic calculator with memorandum function, as shown and described.

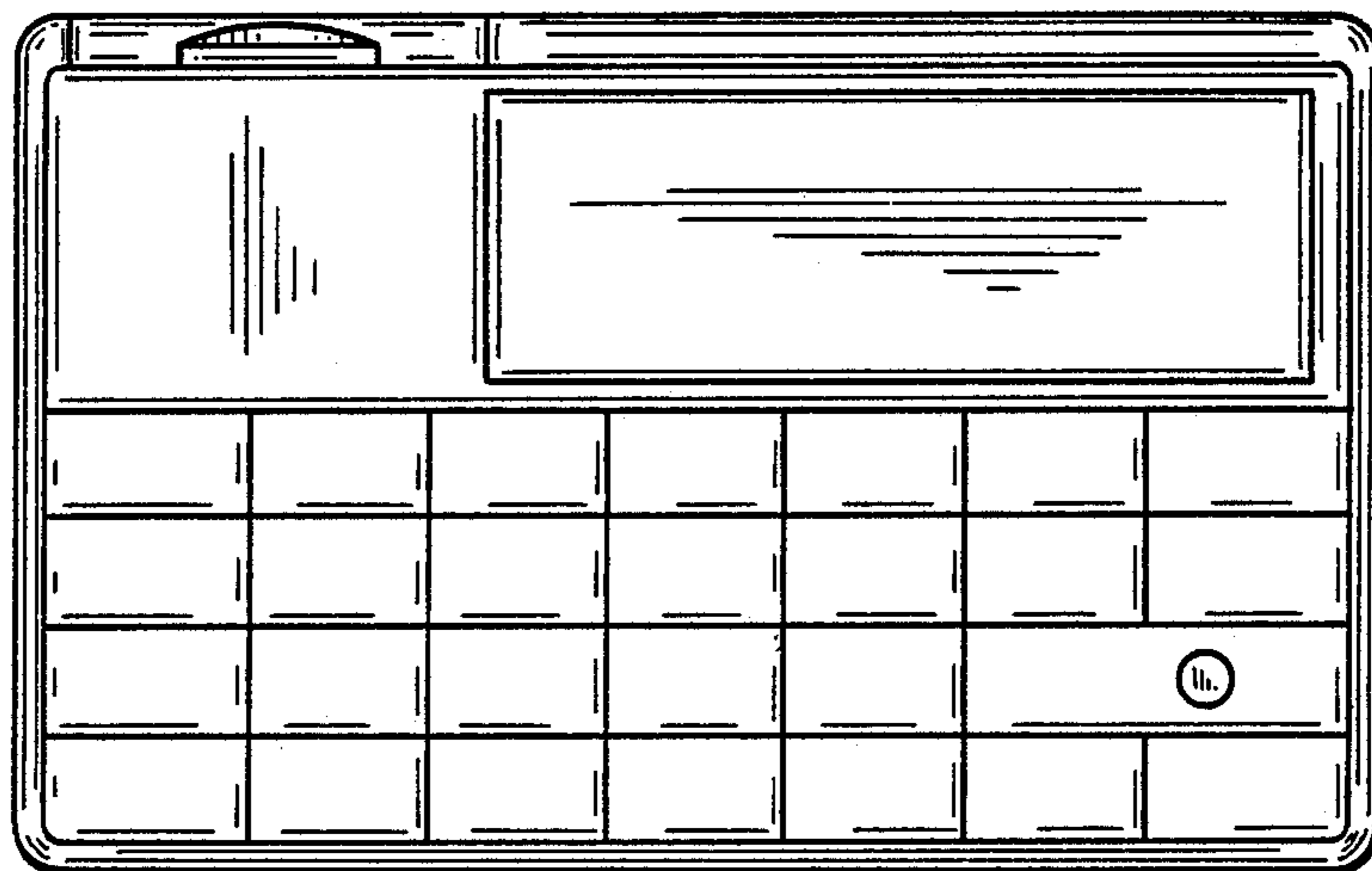
DESCRIPTION

FIG. 1 is a top plan view of the electronic calculator with memorandum function, showing our new design; FIG. 2 is a bottom plan view thereof; FIG. 3 is a front elevational view thereof; FIG. 4 is a rear elevational view thereof; FIG. 5 is a right side elevational view, the left side elevational view being a mirror image thereof; and FIG. 6 is a right, front perspective view thereof.






FIG_1




FIG_2



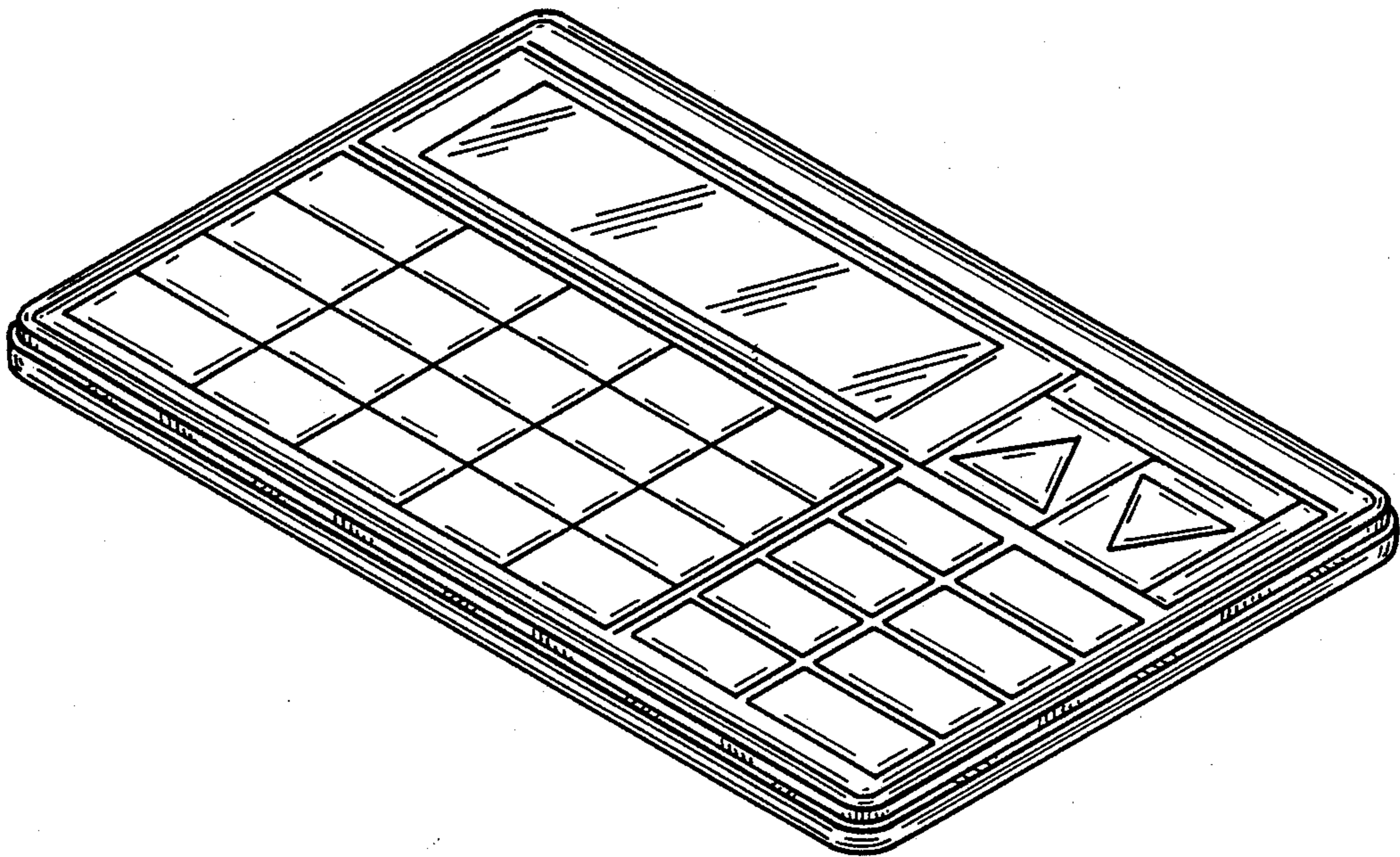
FIG_3



FIG_4



FIG_5



FIG_6