

[54] AUDIO CASSETTE TAPE

[75] Inventors: Masayuki Kinoshita, Yokohamashi; Yuko Nakamura, Tokyo, both of Japan

[73] Assignee: Sony Corporation, Tokyo, Japan

[\*\*] Term: 14 Years

[21] Appl. No.: 134,891

[22] Filed: Dec. 18, 1987

[30] Foreign Application Priority Data

Jun. 10, 1987 [JP] Japan ..... 62-23842

[52] U.S. Cl. .... D14/121; D14/120

[58] Field of Search ..... D14/115, 120, 121, 122; 242/71.8, 197, 198, 199

[56] References Cited

U.S. PATENT DOCUMENTS

- D. 222,911 2/1972 Weiss et al. .... D14/121
- D. 258,585 3/1981 Yoshizawa ..... D14/121

- D. 271,198 11/1983 Shimizu ..... D14/121
- D. 275,750 10/1984 Shimizu ..... D14/121

OTHER PUBLICATIONS

Devoke Catalog, Winter 1986, p. 43, right side-Tape Cartridges.

Primary Examiner—Theodore M. Shooman  
Attorney, Agent, or Firm—Lewis H. Eslinger; Jay H. Maioli

[57] CLAIM

The ornamental design for an audio cassette tape, as shown and described.

DESCRIPTION

FIG. 1 is a front and right-side perspective view of an audio cassette tape, showing our new design; FIG. 2 is a rear elevational view thereof; FIG. 3 is a front elevational view thereof; FIG. 4 is a left-side elevational view thereof; FIG. 5 is a right-side elevational view thereof; FIG. 6 is a top plan view thereof; and FIG. 7 is a bottom plan view thereof.





FIG. 1



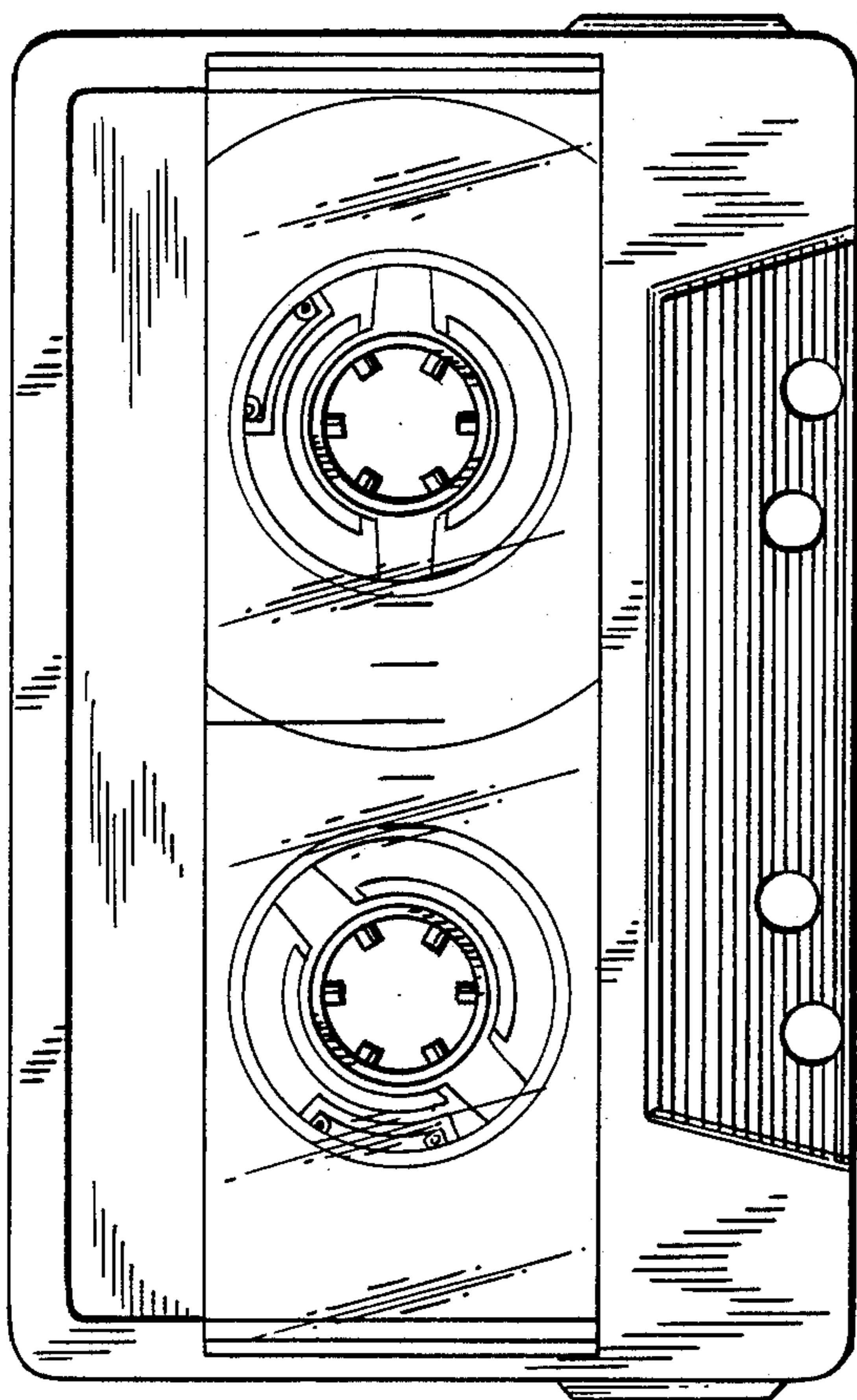


FIG. 2

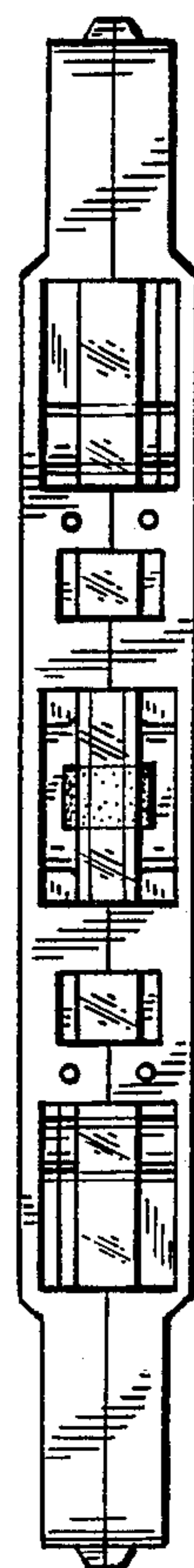


FIG. 7

FIG. 5

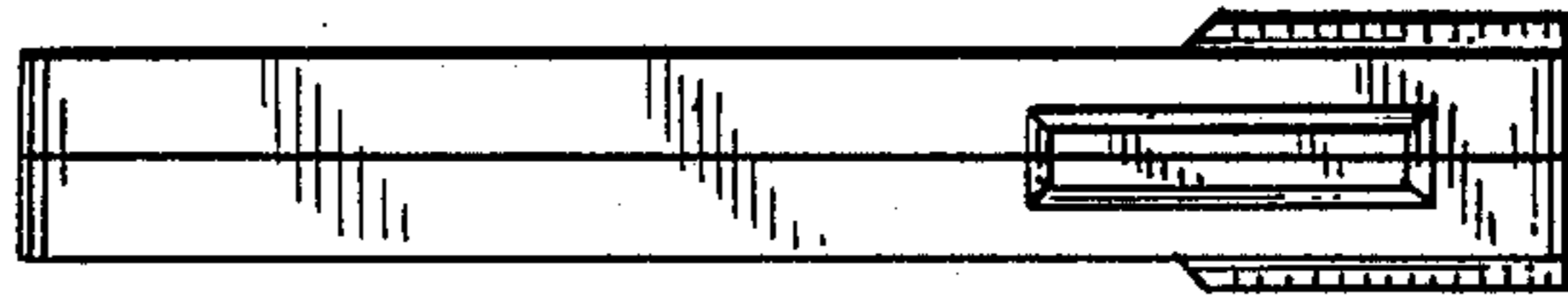


FIG. 3

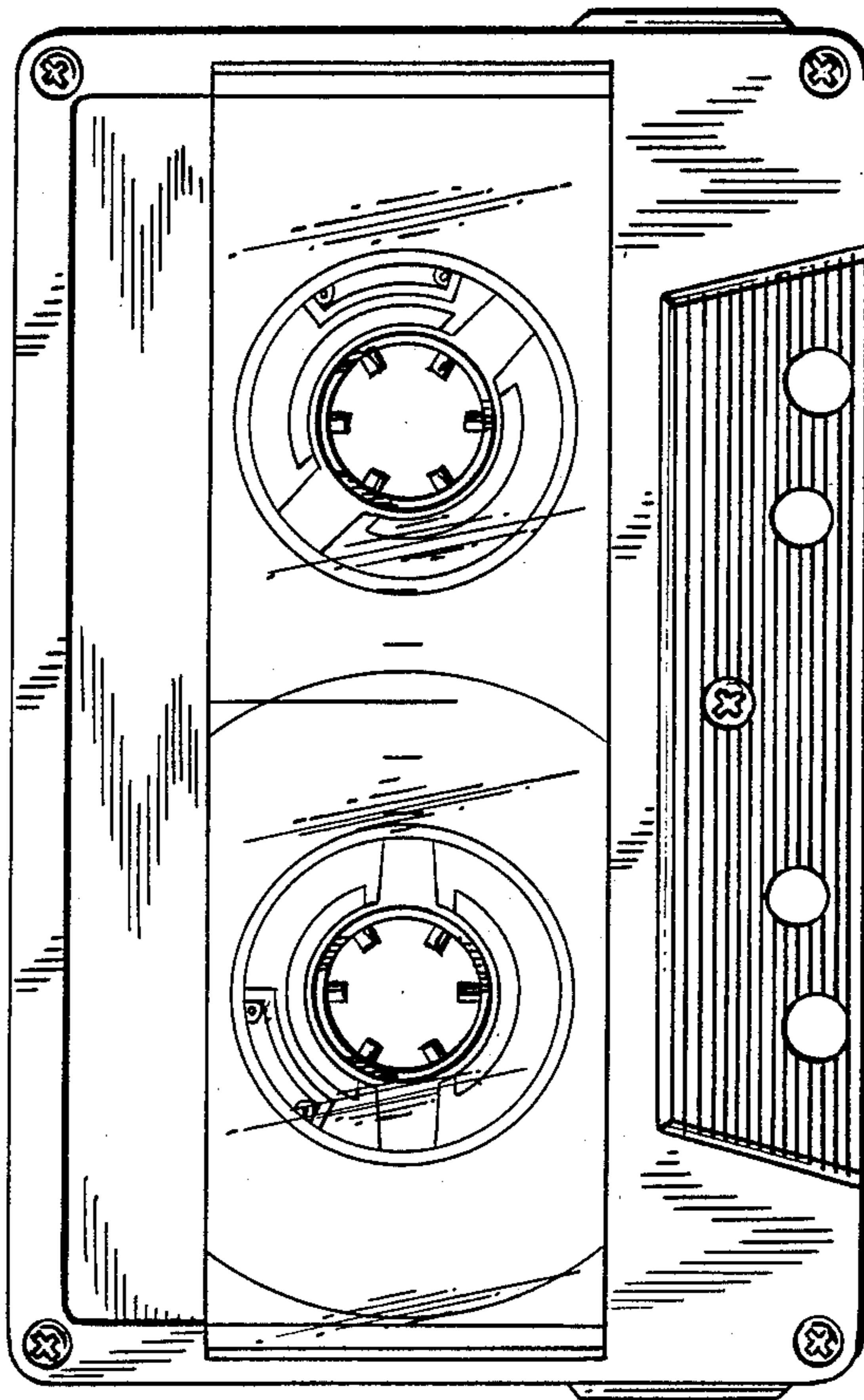




FIG. 6

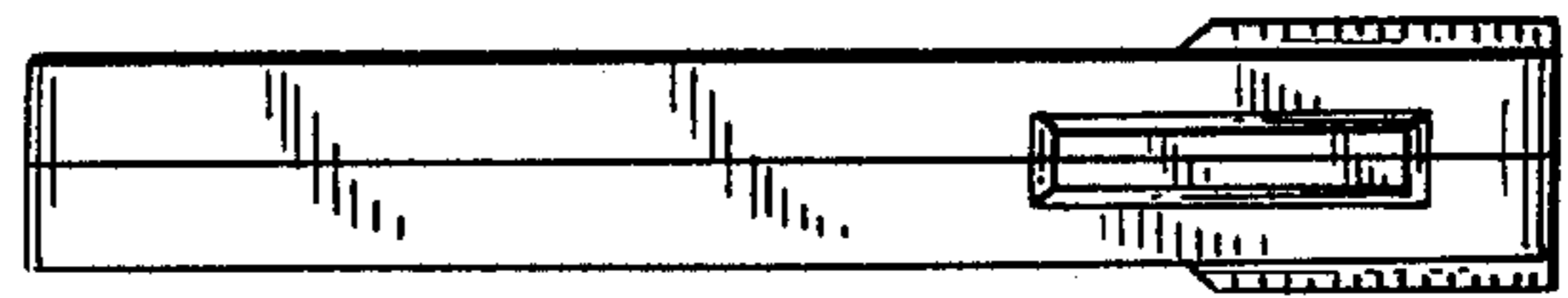


FIG. 4