

[54] STRAP FOR A WRIST WATCH

[75] Inventor: Masamichi Wakamatsu, Fussa, Japan

[73] Assignee: Casio Computer Co., Ltd., Tokyo, Japan

[**] Term: 14 Years

[21] Appl. No.: 70,517

[22] Filed: Jul. 7, 1987

[52] U.S. Cl. D11/5; D11/25

[58] Field of Search D11/1-25, D11/37-39, 93-94; D10/32; 63/2-11; 59/78, 79.1-79.3, 80-82, 84

D. 254,845 4/1980 Young D11/19
 D. 297,417 8/1988 Asano et al. D10/32

Primary Examiner—Louis S. Zarfes
 Assistant Examiner—R. T. Seifert
 Attorney, Agent, or Firm—Frishauf, Holtz, Goodman & Woodward

[57] CLAIM

The ornamental design for a strap for a wrist watch, as shown and described.

DESCRIPTION

FIG. 1 is a front elevational view of a strap for a wrist watch showing my new design;
 FIG. 2 is a right side elevational view thereof,
 FIG. 3 is a left side elevational view thereof;
 FIG. 4 is a top plan view thereof;
 FIG. 5 is a bottom plan elevational view thereof;
 FIG. 6 is a rear elevational view thereof; and
 FIG. 7 is a perspective view thereof.

[56] References Cited

U.S. PATENT DOCUMENTS

D. 248,740 8/1978 Harris D11/19
 D. 249,244 9/1978 Salter D10/32

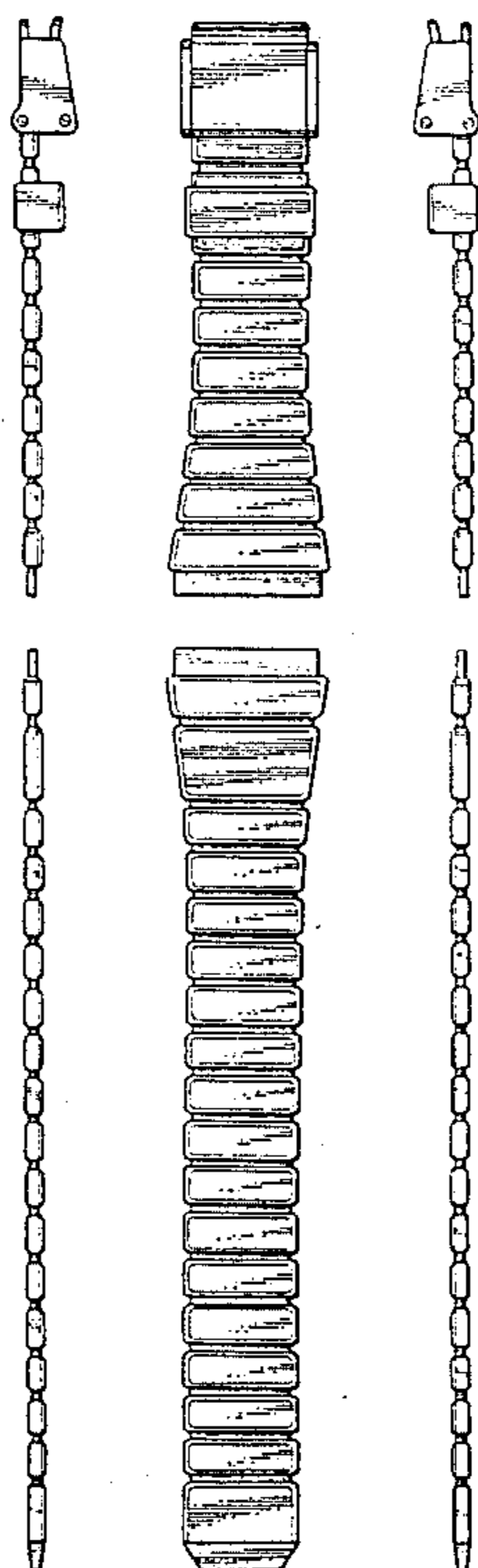


FIG. 3 FIG. 1 FIG. 2

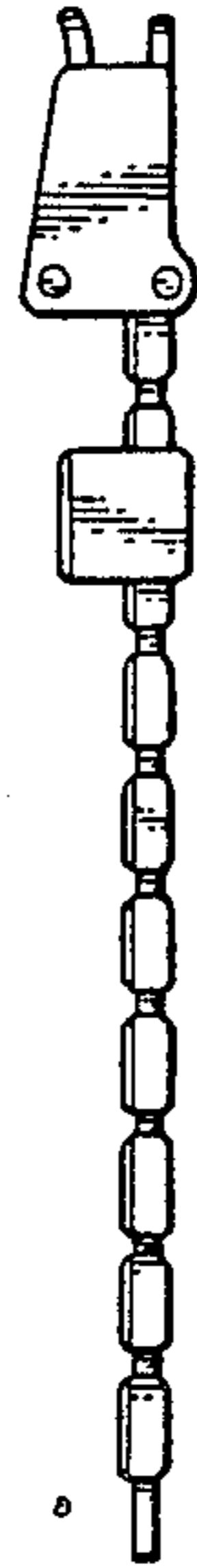

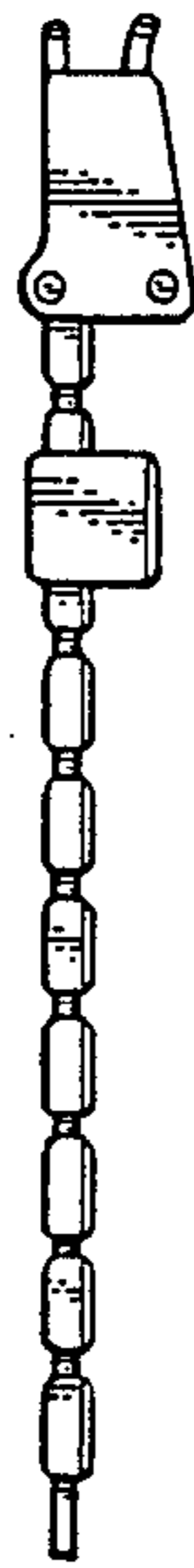


FIG. 4



FIG. 5

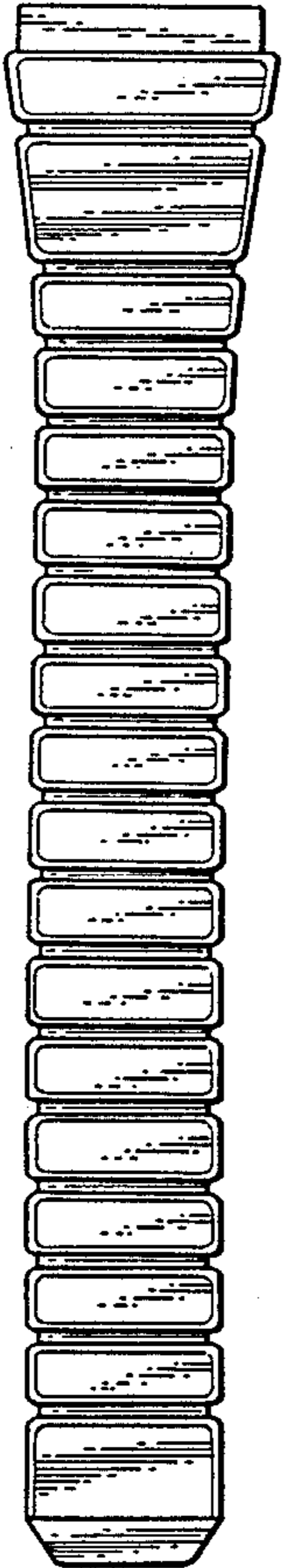


FIG. 6

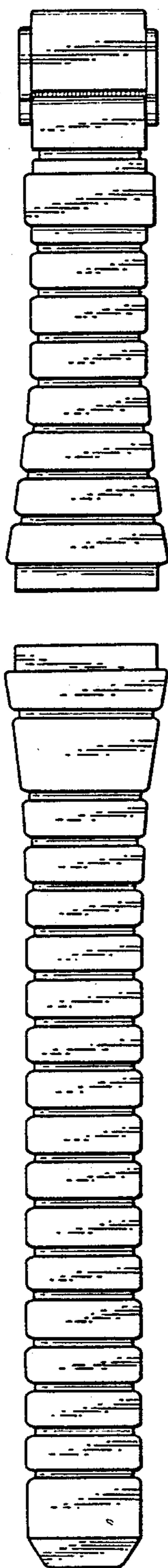


FIG. 7

