

[54] **TIRE**

[75] **Inventors:** Leo J. Hitzky, Walferdange; Bernard Jonette, Luxembourg, both of Luxembourg

[73] **Assignee:** The Goodyear Tire & Rubber Company, Akron, Ohio

[\*] **Notice:** The portion of the term of this patent subsequent to Apr. 3, 2004 has been disclaimed.

[\*\*] **Term:** 14 Years

[21] **Appl. No.:** 748,373

[22] **Filed:** Jun. 24, 1985

[30] **Foreign Application Priority Data**

Mar. 15, 1985 [XB] Benelux ..... 30481-01  
[52] **U.S. Cl.** ..... D12/147  
[58] **Field of Search** ..... D12/141-143, D12/146-151, 137, 136; 152/209 R, 209 D

[56] **References Cited**

**U.S. PATENT DOCUMENTS**

D. 194,202 12/1962 Tiborcz ..... D12/136  
D. 237,374 10/1975 Hutz et al. .... D12/136  
D. 261,878 11/1981 Baus et al. .... D12/147  
D. 262,102 12/1981 Baus et al. .... D12/147

**OTHER PUBLICATIONS**

Modern Tire Dealer, 2/84, p. 23, Goodyear European NCT Tire, bottom left side of page.  
1983 Tread Design Guide, p. 27, Dunlop G/T Qualifier Radial 50, 60 & 70 Tires, second row down from top & second, third & fourth tires in from left side of page.

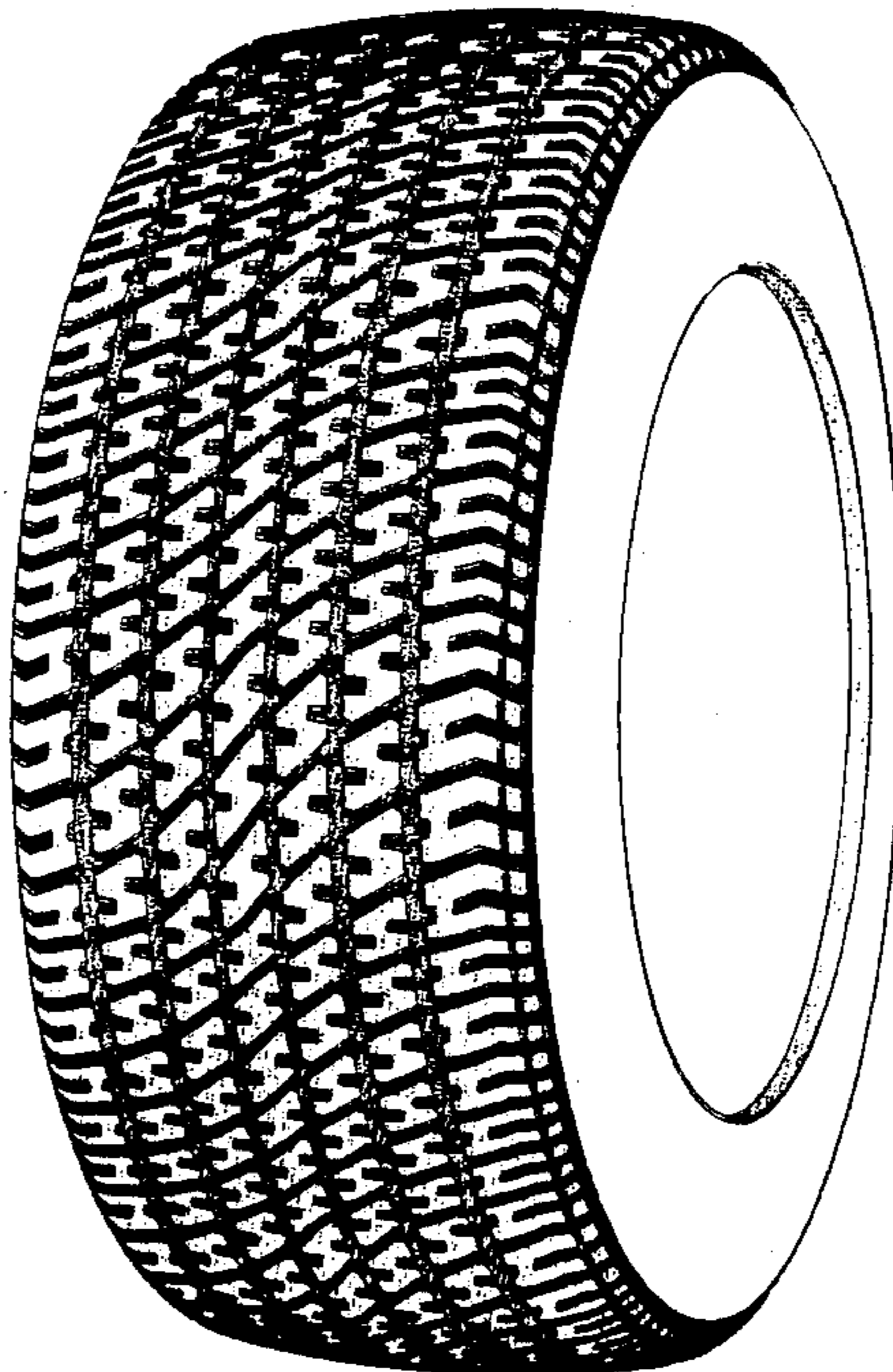
*Primary Examiner*—James M. Gandy  
*Attorney, Agent, or Firm*—L. R. Drayer

[57] **CLAIM**

The ornamental design for a tire, as shown and described.

**DESCRIPTION**

FIG. 1 is a perspective view of a tire showing our new design it being understood that the tread pattern is repeated throughout the circumference of the tire, the opposite side being substantially the same as that shown: FIG. 2 is a front elevational view thereof; and FIG. 3 is a side elevational view thereof on a reduced scale.



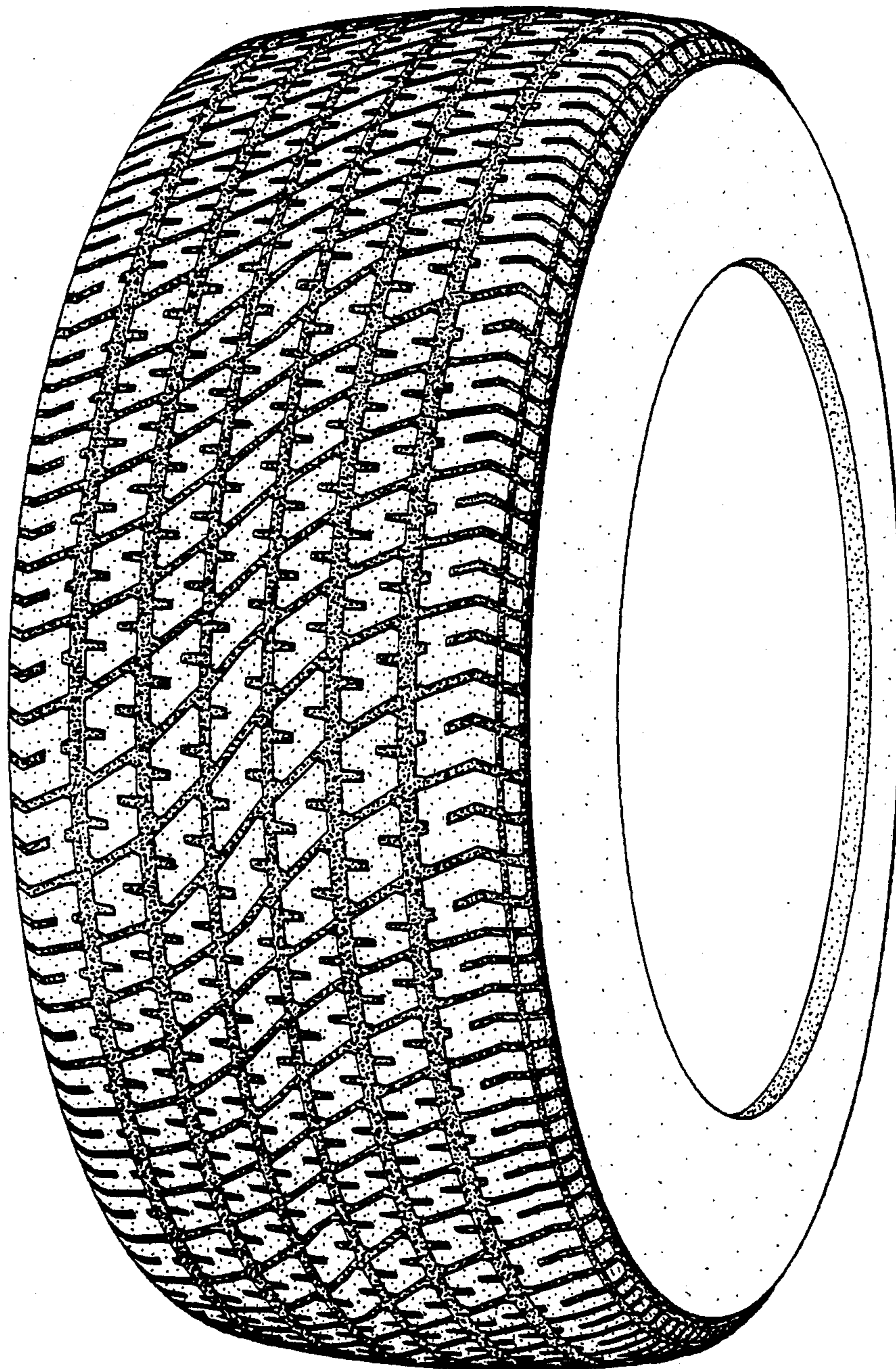


FIG. 1






FIG. 2

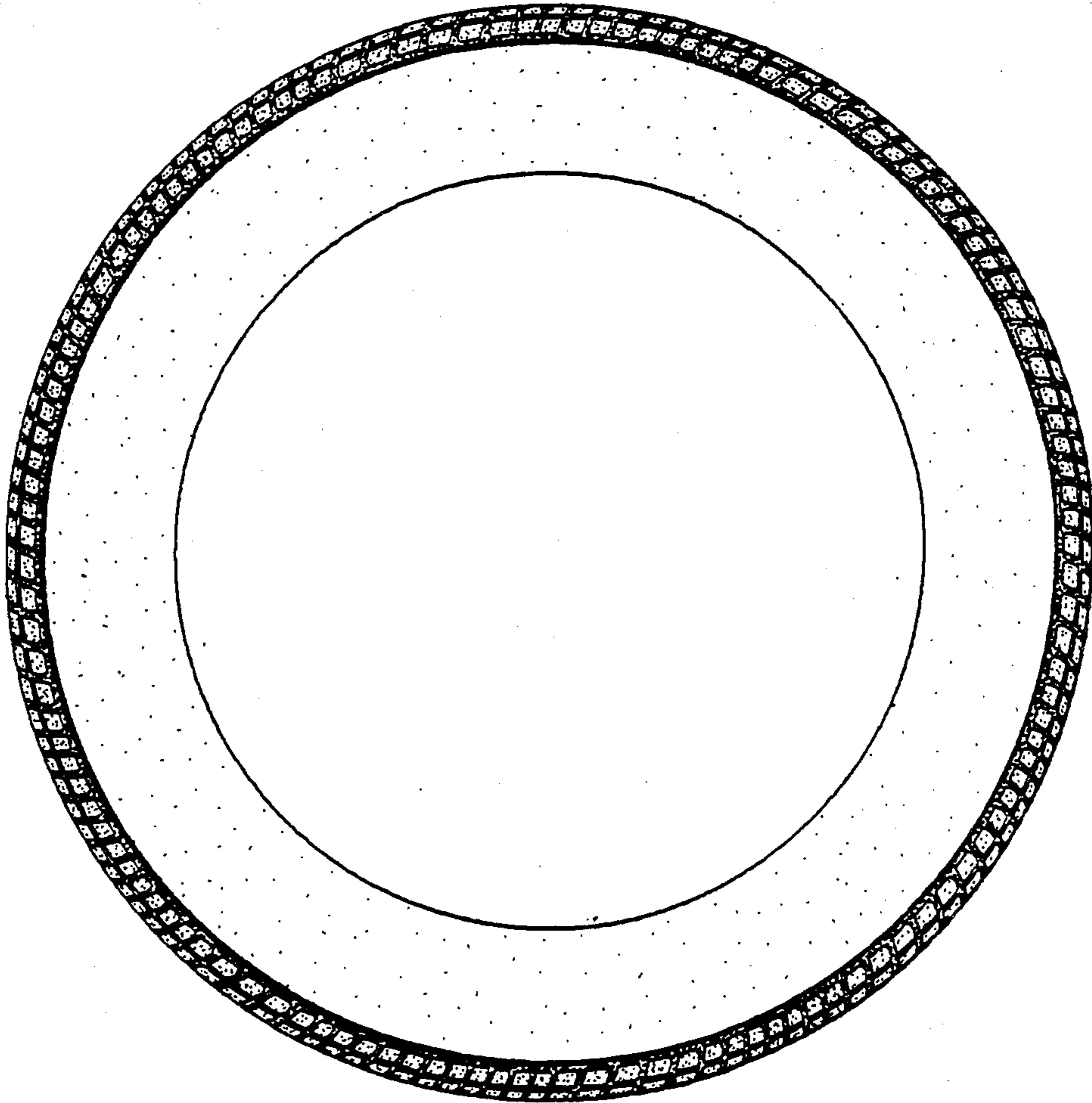


FIG. 3